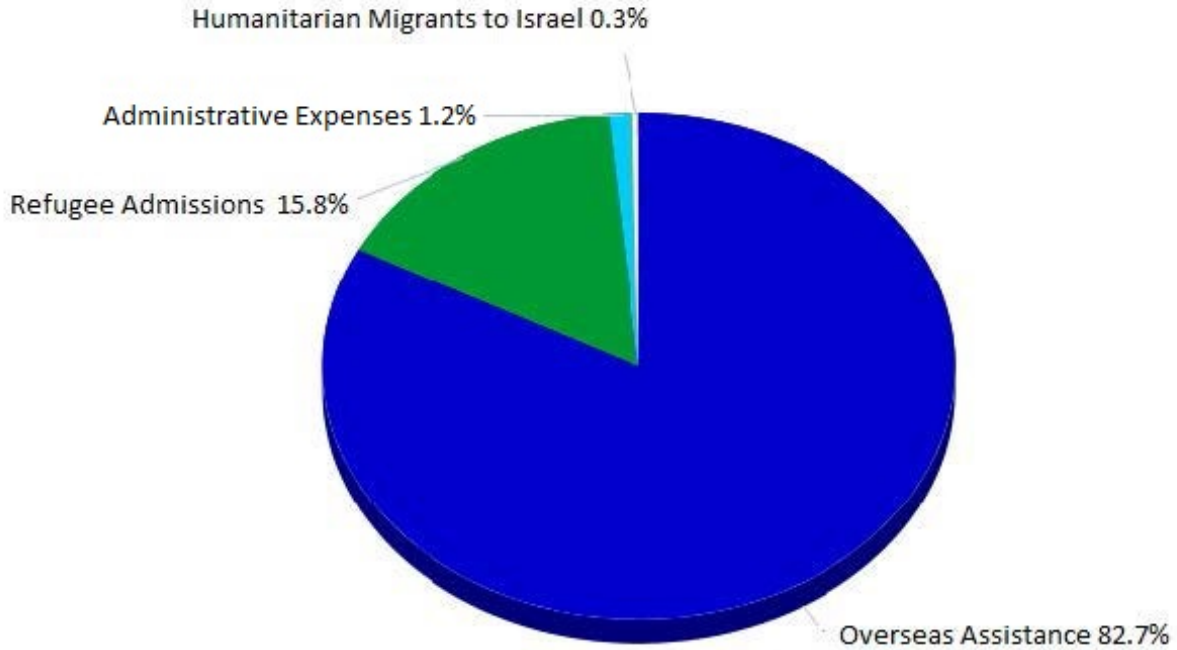


Bureau of Population, Refugees, and Migration

FY 2016 Summary of Major Activities*

Overseas Assistance	\$2,846,363,942
Refugee Admissions	\$544,761,737
Administrative Expenses	\$41,936,498
Humanitarian Migrants to Israel	\$10,000,000
Total:	\$3,443,062,176



* Includes the following funding sources:
 Migration and Refugee Assistance (MRA)
 MRA Overseas Contingency Operations (MRA-OCO)
 Emergency Refugee and Migration Assistance (ERMA)
 Global Health Programs-State (Global HIV/AIDS Initiative)
 Diplomatic and Consular Programs (D&CP)

Bureau of Population, Refugees, and Migration
FY 2016 Summary of Major Activities
Overseas Assistance

Overseas Assistance

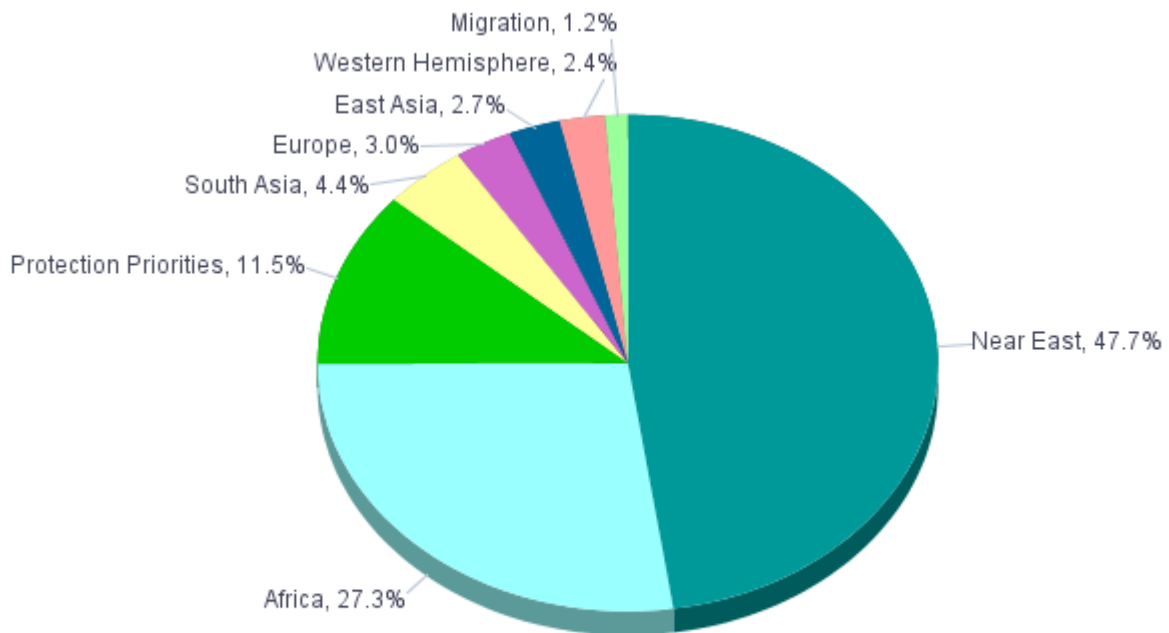
UNHCR	52.2%	\$1,485,767,996
ICRC	14.7%	\$418,810,000
UNRWA	12.6%	\$359,498,574
UNICEF	6.1%	\$174,884,055
IOM	3.6%	\$103,031,710
UNFPA	0.7%	\$19,706,486
WFP	0.5%	\$15,497,153
IFRC	0.1%	\$3,462,808
ILO	0.1%	\$2,500,000
OCHA	0.0%	\$1,400,000
WHO	0.0%	\$1,000,000
Sub Total:		\$2,585,558,782
Non-Governmental Organizations	8.9%	\$254,222,249
Intra US Government/Other	0.2%	\$6,582,910
Overseas Assistance Total:		\$2,846,363,942

Bureau of Population, Refugees, and Migration

FY 2016 Summary of Major Activities

Overseas Assistance

Near East	47.7%	\$1,356,317,155
Africa	27.3%	\$776,975,530
Protection Priorities	11.5%	\$326,146,904
South Asia	4.4%	\$124,891,286
Europe	3.0%	\$85,395,272
East Asia	2.7%	\$76,240,265
Western Hemisphere	2.4%	\$66,998,842
Migration	1.2%	\$33,398,688
Total:		\$2,846,363,942



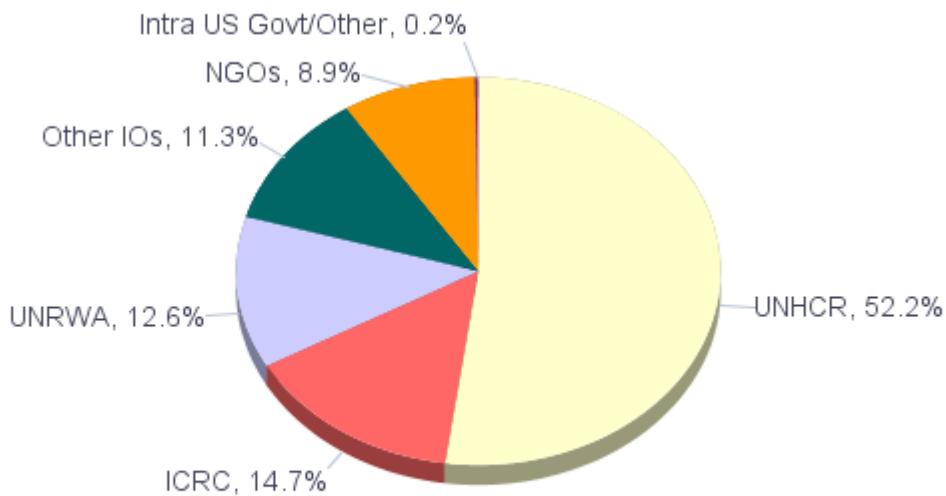
Bureau of Population, Refugees, and Migration

FY 2016 Summary of Major Activities

Overseas Assistance

UNHCR	52.2%	\$1,485,767,996
ICRC	14.7%	\$418,810,000
UNRWA	12.6%	\$359,498,574
Other IOs	11.3%	\$321,482,212
NGOs	8.9%	\$254,222,249
Intra US Govt/Other	0.2%	\$6,582,910

Total: \$2,846,363,942



Bureau of Population, Refugees, and Migration
FY 2016 Summary of Major Activities
Refugee Admissions

Refugee Admissions

Reception & Placement	\$227,636,918
Processing	\$176,735,642
Transportation	\$140,389,177
Refugee Admissions Total:	\$544,761,737

Bureau of Population, Refugees, and Migration
FY 2016 Summary of Major Activities
UNHCR

Overseas Assistance	
Near East	\$547,773,978
Africa	\$533,191,397
Protection Priorities	\$233,728,584
South Asia	\$70,574,037
Europe	\$46,900,000
East Asia	\$28,900,000
Western Hemisphere	\$24,700,000
Overseas Assistance Total:	\$1,485,767,996
Admissions	\$22,300,000
Grand Total:	\$1,508,067,996

Bureau of Population, Refugees, and Migration
FY 2016 Summary of Major Activities
ICRC

Overseas Assistance

Africa	\$144,250,000
Near East	\$128,360,000
Protection Priorities	\$38,005,537
South Asia	\$35,500,000
Europe	\$31,494,463
East Asia	\$22,600,000
Western Hemisphere	\$18,600,000

Grand Total: \$418,810,000

Bureau of Population, Refugees, and Migration

FY 2016 Summary of Major Activities

UNRWA

Overseas Assistance	
General Fund	\$160,000,000
Emergency Appeals, of which:	
West Bank and Gaza	\$95,000,000
Syria Emergency	\$103,520,747
Safe from the Start (Protection Priorities)	\$977,827
Grand Total:	\$359,498,574

Bureau of Population, Refugees, and Migration
FY 2016 Summary of Major Activities
UNICEF

Overseas Assistance	
Near East	\$171,950,000
Protection Priorities	\$1,674,432
Africa	\$1,259,623
Grand Total:	\$174,884,055

Bureau of Population, Refugees, and Migration
FY 2016 Summary of Major Activities
IOM

Overseas Assistance	
Near East	\$38,050,000
Migration	\$33,398,688
Protection Priorities	\$18,071,895
East Asia	\$6,550,000
Europe	\$3,000,000
Western Hemisphere	\$2,434,876
South Asia	\$1,526,251
Overseas Assistance Total:	\$103,031,710
Admissions	\$221,050,000
Grand Total:	\$324,081,710

Bureau of Population, Refugees, and Migration
FY 2016 Summary of Major Activities
UNFPA

Overseas Assistance	
Near East	\$12,024,316
Protection Priorities	\$6,411,166
Africa	\$971,004
Europe	\$300,000
Grand Total:	\$19,706,486

Bureau of Population, Refugees, and Migration
FY 2016 Summary of Major Activities
WFP

Overseas Assistance	
Africa	\$10,900,000
Protection Priorities	\$4,597,153
Grand Total:	\$15,497,153

Bureau of Population, Refugees, and Migration
FY 2016 Summary of Major Activities
IFRC

Overseas Assistance	
Protection Priorities	\$1,696,561
Africa	\$1,216,247
Europe	\$550,000
Grand Total:	\$3,462,808

Bureau of Population, Refugees, and Migration
FY 2016 Summary of Major Activities
ILO

Overseas Assistance	
Near East	\$2,500,000
Grand Total:	\$2,500,000

Bureau of Population, Refugees, and Migration
FY 2016 Summary of Major Activities
OCHA

Overseas Assistance	
Protection Priorities	\$1,400,000
Grand Total:	\$1,400,000

Bureau of Population, Refugees, and Migration
FY 2016 Summary of Major Activities
WHO

Overseas Assistance	
Near East	\$1,000,000
Grand Total:	\$1,000,000

Bureau of Population, Refugees, and Migration
FY 2016 Summary of Major Activities - NGOs by Region
Overseas Assistance

Organization	Total	Region						
		Africa	East Asia	Europe	N East	PP	S Asia	W. Hemis
Action Against Hunger	\$1,700,000	\$1,700,000						
Action Contre La Faim	\$235,261	\$235,261						
Adonis Musati Project	\$124,959	\$124,959						
Africa Humanitarian Action	\$1,820,403	\$1,620,403				\$200,000		
Agency for Refugee Education, Skills Training and Advocacy	\$250,000	\$250,000						
Agency for Technical Cooperation and Development	\$3,309,296	\$3,100,000				\$209,296		
American Bar Association Fund for Justice and Education	\$1,792,876			\$200,000	\$1,592,876			
American Refugee Committee	\$8,170,542	\$4,287,351	\$2,655,252			\$271,452	\$956,487	
Association for Solidarity with Asylum Seekers and Migrants	\$1,200,000				\$1,200,000			
Asylum Access	\$1,586,915		\$319,997					\$1,266,918
AVSI Foundation	\$597,391	\$597,391						
Buddhist Tzu Chi Foundation	\$439,682		\$439,682					
Caritas Jordan	\$2,200,000				\$2,200,000			
Caritas Lebanon Migrant Center	\$1,325,720				\$1,325,720			
Catholic Relief Services	\$11,581,322	\$1,749,617		\$1,100,000	\$5,298,472	\$224,517	\$1,323,131	\$1,885,585
Center for Victims of Torture	\$8,084,934	\$3,362,816			\$4,722,118			
Church World Service	\$1,199,948	\$749,952	\$449,996					
Comitato Internazionale Per Lo Sviluppo Dei Popoli	\$675,000	\$675,000						
Community World Service Asia	\$412,222						\$412,222	
Concern Worldwide U.S.A, Inc	\$1,399,253				\$1,399,253			
Cooperative for Assistance and Relief Everywhere	\$5,126,918	\$156,390			\$4,970,528			
Coordination of Rehabilitation and Development Services for Afghanistan	\$1,478,210						\$1,478,210	
Danchurchaid	\$399,977	\$399,977						
Danish Refugee Council	\$11,973,603	\$2,872,475		\$798,439	\$7,226,857	\$1,075,832		
FilmAid International	\$1,250,000	\$1,250,000						
Food for the Hungry, Inc	\$590,835	\$590,835						
Georgia Committee On Relief	\$200,000			\$200,000				
Global Communities	\$2,200,000							\$2,200,000
GOAL	\$2,182,600	\$1,000,000			\$1,182,600			
Handicap International	\$4,661,928	\$2,650,000	\$511,928		\$1,500,000			
Health Equity Initiatives	\$424,306		\$424,306					
Heartland Alliance for Human Needs & Human Rights	\$211,578							\$211,578
Hebrew Immigrant Aid Society	\$6,241,576	\$174,920				\$1,225,000		\$4,841,656
HelpAge International	\$1,032,012	\$844,370				\$187,642		
Heshima Kenya, Inc	\$1,043,200					\$1,043,200		
Humanitarian Openstreetmap Team United States, Inc.	\$426,822					\$426,822		
InterAction	\$169,342					\$169,342		
International Catholic Migration Commission	\$3,244,665				\$2,300,000	\$500,000	\$444,665	
International Council of Voluntary Agencies	\$200,000					\$200,000		
International Medical Corps	\$23,387,890	\$7,331,217			\$13,426,274	\$1,531,214	\$1,099,185	
International Orthodox Christian Charities	\$2,200,000				\$2,200,000			
International Relief and Development	\$4,270,000				\$2,370,000			\$1,900,000
International Rescue Committee	\$39,706,491	\$12,169,941	\$12,589,047		\$10,237,329	\$2,844,000	\$1,866,174	
Internews Network	\$1,241,502	\$1,241,502						
Intersos	\$500,000	\$500,000						
Jesuit Refugee Service U.S.A.	\$2,286,065	\$1,889,182	\$350,967			\$45,916		

Bureau of Population, Refugees, and Migration
FY 2016 Summary of Major Activities - NGOs by Region
Overseas Assistance

Organization	Total	Region						
		Africa	East Asia	Europe	N East	PP	S Asia	W. Hemis
Kumpulan Acts	\$374,090		\$374,090					
Lutheran World Relief	\$3,590,992	\$3,590,992						
Medair	\$1,500,000	\$1,500,000						
Medical Teams International	\$1,994,572	\$1,994,572						
Mercy Corps	\$12,604,227			\$200,000	\$10,148,747		\$1,255,480	\$1,000,000
Near East Foundation	\$5,069,231				\$5,069,231			
Norwegian Refugee Council	\$10,000,000				\$8,115,827	\$684,173		\$1,200,000
Pan American Development Foundation	\$1,780,000							\$1,780,000
Plan International U.S.A, Inc.	\$799,934	\$799,934						
Premiere Urgence	\$170,080				\$170,080			
Premiere Urgence-Aide Medicale Internationale	\$4,960,000	\$2,597,658			\$2,150,000	\$212,342		
Refugee Education Trust	\$5,451,990	\$2,161,990						\$3,290,000
Refugee Solidarity Network, Inc.	\$678,826				\$678,826			
Relief International	\$2,860,000				\$2,860,000			
Salesian Missions	\$339,572				\$339,572			
Save the Children Federation	\$11,145,913	\$8,345,551		\$105,667	\$2,596,613	\$98,082		
Scalabrini Centre of Cape Town	\$234,997	\$234,997						
Search For Common Ground	\$400,000	\$264,321				\$135,679		
Social Impact	\$1,517,015					\$1,517,015		
Society for Education, Awareness, Relief & Community Health	\$900,611						\$900,611	
Society For Human Empowerment & Rural Development	\$321,655						\$321,655	
Sonke Gender Justice	\$199,909	\$199,909						
Terre Des Hommes Foundation	\$1,353,270	\$1,189,239				\$164,031		
The Advocacy Project	\$461,607					\$461,607		
The Lutheran World Federation	\$6,880,152	\$6,692,931				\$187,221		
The Mentor Initiative	\$1,052,907	\$1,052,907						
The Tibet Fund	\$3,120,000						\$3,120,000	
The Urban Institute	\$199,437					\$199,437		
Trickle Up, Inc.	\$499,737					\$499,737		
Urban Refugees	\$241,295					\$241,295		
War Child Canada	\$3,845,391					\$914,987	\$2,930,404	
Women's Refugee Commission	\$1,286,081					\$1,286,081		
World Relief Corporation	\$2,246,072				\$658,234	\$1,587,838		
World University Service of Canada	\$362,394	\$362,394						
World Vision	\$1,025,048	\$625,048		\$400,000				
Total:	\$254,222,249	\$83,136,002	\$18,115,265	\$3,004,106	\$95,939,157	\$18,343,758	\$16,108,224	\$19,575,737

Bureau of Population, Refugees, and Migration
FY 2016 Summary of Major Activities Julia V. Taft Refugee Fund
Overseas Assistance

Organization	Total	Region					
		Africa	East Asia	Europe	N East	S Asia	W. Hemis
Abidjan	\$25,000	\$25,000					
Accra	\$25,000	\$25,000					
Adana	\$4,790			\$4,790			
Addis Ababa	\$24,995	\$24,995					
Algiers	\$25,000	\$25,000					
Bangkok	\$25,000		\$25,000				
Banjul	\$25,000	\$25,000					
Basrah	\$25,000				\$25,000		
Beirut	\$24,900				\$24,900		
Belgrade	\$25,000			\$25,000			
Brazzaville	\$25,000	\$25,000					
Cairo	\$25,000	\$25,000					
Chennai	\$24,534					\$24,534	
Dakar	\$25,000	\$25,000					
Djibouti	\$25,000	\$25,000					
Gaborone	\$24,000	\$24,000					
Harare	\$24,947	\$24,947					
Islamabad	\$25,000					\$25,000	
Kabul	\$25,000					\$25,000	
Kampala	\$25,000	\$25,000					
Kathmandu	\$24,999					\$24,999	
Kigali	\$24,994	\$24,994					
Kuala Lumpur	\$25,000		\$25,000				
Libreville	\$25,000	\$25,000					
Lilongwe	\$25,000	\$25,000					
Lusaka	\$24,989	\$24,989					
Moscow	\$24,999			\$24,999			
Nairobi	\$24,000	\$24,000					
Nassau	\$17,500						\$17,500
Ndjamena	\$25,000	\$25,000					
Niamey	\$25,000	\$25,000					
Nouakchott	\$25,000	\$25,000					
Ouagadougou	\$25,000	\$25,000					
Podgorica	\$22,000			\$22,000			
Pretoria	\$25,000	\$25,000					
Sarajevo	\$24,384			\$24,384			
Seoul	\$25,000		\$25,000				
Tirana	\$20,625			\$20,625			
Yaounde	\$24,600	\$24,600					
Yerevan	\$24,905			\$24,905			
Total:	\$961,161	\$572,525	\$75,000	\$146,703	\$49,900	\$99,533	\$17,500