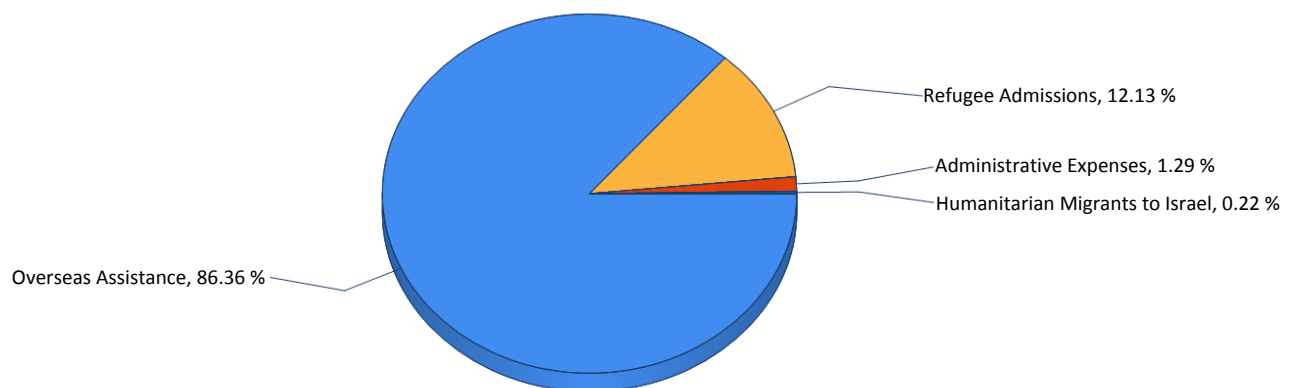




Bureau of Population, Refugees, and Migration FY 2017 Summary of Major Activities*

Overseas Assistance	86.36 %	\$2,900,068,596
Refugee Admissions	12.13 %	\$407,426,174
Administrative Expenses	1.29 %	\$43,350,323
Humanitarian Migrants to Israel	0.22 %	\$7,500,000
Major Activities Total:		\$3,358,345,093

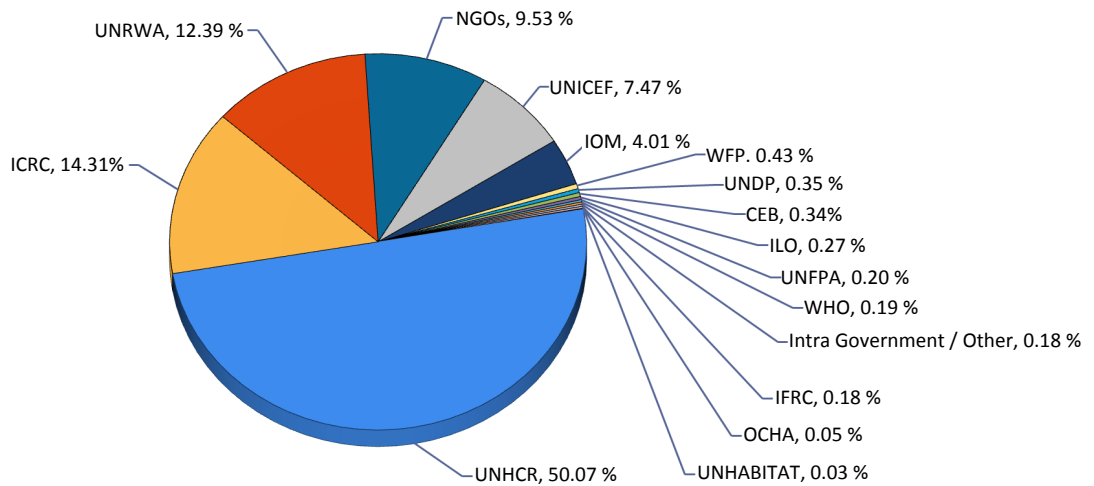


* Includes the following funding sources:

- Migration and Refugee Assistance (MRA-Base)
- MRA Overseas Contingency Operations (MRA-OCO)
- Global Health Programs-State (Global HIV/AIDS Initiative)

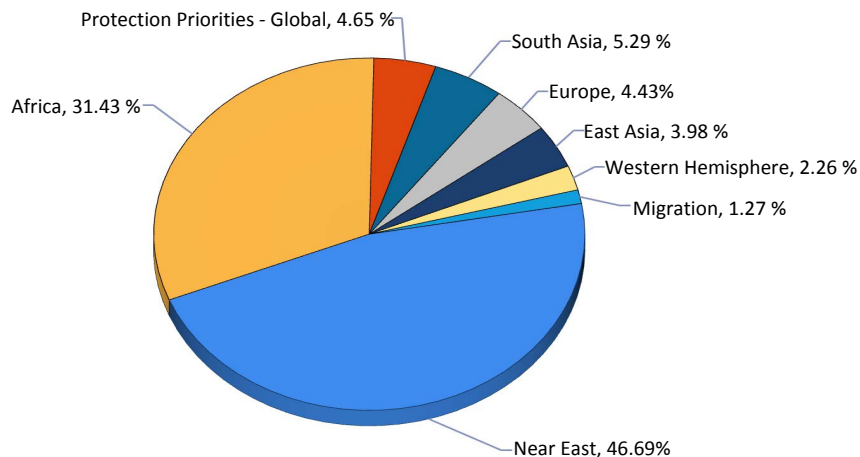
Bureau of Population, Refugees, and Migration
FY 2017 Summary of Major Activities
Overseas Assistance

UNHCR	50.07 %	\$1,451,969,341
ICRC	14.31 %	\$414,925,000
UNRWA	12.39 %	\$359,265,585
UNICEF	7.47 %	\$216,561,160
IOM	4.01 %	\$116,403,860
WFP	0.43 %	\$12,450,000
UNDP	0.35 %	\$10,022,888
CEB	0.34 %	\$10,000,000
ILO	0.27 %	\$7,707,066
UNFPA	0.20 %	\$5,750,000
WHO	0.19 %	\$5,544,487
IFRC	0.18 %	\$5,256,661
OCHA	0.05 %	\$1,400,000
UNHABITAT	0.03 %	\$1,000,000
Subtotal:		\$2,618,256,048
NGOs	9.53 %	\$276,512,144
Intra US Government/Other	0.18 %	\$5,300,404
Overseas Assistance Total:		\$2,900,068,596



Bureau of Population, Refugees, and Migration
FY 2017 Summary of Major Activities
Overseas Assistance

	Obligations by Regional or Global line	Distribution of Protection Priorities*	Total FY 2017 Overseas Assistance
Near East	\$1,330,824,047	\$23,121,195	\$1,353,945,242
Africa	\$643,502,296	\$267,973,879	\$911,476,175
Protection Priorities*	\$522,521,977		
Global		\$134,963,237	\$134,963,237
South Asia	\$104,742,065	\$48,631,709	\$153,373,774
Europe	\$124,884,257	\$3,768,232	\$128,652,489
East Asia	\$72,685,178	\$42,663,725	\$115,348,903
Western Hemisphere	\$64,083,210	\$1,400,000	\$65,483,210
Migration	\$36,825,566		\$36,825,566
Overseas Assistance Totals:	\$2,900,068,596		\$2,900,068,596



* Protection Priorities funding includes the Emergency Response Fund, the Gap Priorities Fund, and funding for programs that address gender-based violence, which are programmed within regions. Protection Priorities also includes global funding, such as for UNHCR and ICRC global programs, and cross-cutting efforts including child protection and countering statelessness.

Bureau of Population, Refugees, and Migration

FY 2017 Summary of Major Activities

Refugee Admissions

Reception & Placement	44.46 %	\$181,139,069
Processing	38.87 %	\$158,387,105
Transportation	16.67 %	\$67,900,000
Refugee Admissions Total:		\$407,426,174

Bureau of Population, Refugees, and Migration
FY 2017 Summary of Major Activities

United Nations High Commissioner for Refugees
UNHCR

Overseas Assistance

Near East	34.69 %	\$507,470,000
Africa	28.31 %	\$414,230,686
Protection Priorities	23.26 %	\$340,268,655
Europe	5.55 %	\$81,200,000
South Asia	4.27 %	\$62,400,000
Western Hemisphere	1.59 %	\$23,300,000
East Asia	1.58 %	\$23,100,000
Overseas Assistance Total:		\$1,451,969,341
Admissions	0.75 %	\$10,992,297
UNHCR Total:		\$1,462,961,638

Bureau of Population, Refugees, and Migration
FY 2017 Summary of Major Activities

International Committee of the Red Cross
ICRC

Overseas Assistance

Africa	29.66 %	\$123,050,000
Protection Priorities	24.99 %	\$103,675,000
Near East	24.46 %	\$101,500,000
South Asia	6.48 %	\$26,900,000
Europe	6.05 %	\$25,100,000
East Asia	4.58 %	\$19,000,000
Western Hemisphere	3.78 %	\$15,700,000
ICRC Total:		\$414,925,000

Bureau of Population, Refugees, and Migration
FY 2017 Summary of Major Activities

United Nations Relief and Works Agency
UNRWA

Program Budget	44.54 %	\$160,000,000
Emergency Appeals:		
West Bank and Gaza	26.44 %	\$95,000,000
Syria Regional Crisis Response	28.75 %	\$103,300,000
Safe from the Start	0.27 %	\$965,585
UNRWA Total:		\$359,265,585

Bureau of Population, Refugees, and Migration
FY 2017 Summary of Major Activities

International Organization for Migration
IOM

Overseas Assistance

Migration	14.20 %	\$36,825,566
Near East	13.13 %	\$34,050,000
Protection Priorities	9.30 %	\$24,126,121
East Asia	4.19 %	\$10,865,570
Europe	1.46 %	\$3,800,000
Western Hemisphere	1.35 %	\$3,512,161
Africa	0.65 %	\$1,700,000
South Asia	0.59 %	\$1,524,442
Overseas Assistance Total:		\$116,403,860
Admissions	55.13 %	\$143,000,000
IOM Total:		\$259,403,860

Bureau of Population, Refugees, and Migration
FY 2017 Summary of Major Activities

The United Nations Children's Fund
UNICEF

Overseas Assistance	
Near East	\$196,200,000
Protection Priorities	\$20,061,160
Europe	\$300,000
UNICEF Total:	\$216,561,160

World Food Program
WFP

Overseas Assistance	
Africa	\$12,450,000
WFP Total:	\$12,450,000

United Nations Development Program
UNDP

Overseas Assistance	
Near East	\$9,422,888
Africa	\$600,000
UNDP Total:	\$10,022,888

Council of Europe Development Bank
CEB

Overseas Assistance	
Europe	\$10,000,000
CEB Total:	\$10,000,000

Bureau of Population, Refugees, and Migration
FY 2017 Summary of Major Activities

International Labour Organization
ILO

Overseas Assistance	
Near East	\$6,607,066
South Asia	\$653,766
Europe	\$446,234
ILO Total:	\$7,707,066

United Nations Population Fund
UNFPA

Overseas Assistance	
Near East	\$5,750,000
UNFPA Total:	\$5,750,000

World Health Organization
WHO

Overseas Assistance	
Near East	\$3,584,135
Protection Priorities	\$1,960,352
WHO Total:	\$5,544,487

Bureau of Population, Refugees, and Migration
FY 2017 Summary of Major Activities

International Federation of Red Cross and Red Crescent Societies
IFRC

Overseas Assistance		
Protection Priorities		\$2,980,437
Africa		\$2,276,224
IFRC Total:		\$5,256,661

United Nations Office for the Coordination of Humanitarian Affairs
OCHA

Overseas Assistance		
Protection Priorities		\$1,400,000
OCHA Total:		\$1,400,000

United Nations Human Settlements Programme
UNHABITAT

Overseas Assistance		
Near East		\$1,000,000
UNHABITAT Total:		\$1,000,000

Bureau of Population, Refugees, and Migration
FY 2017 Summary of Major Activities - Overseas Assistance
NGOs by Region

Organization	Total	Region						
		Africa	East Asia	Europe	Near East	South Asia	Protection Priorities	Western Hemisphere
Action Against Hunger	\$2,198,135	\$1,382,000					\$816,135	
Action Contre la Faim	\$1,000,000	\$1,000,000						
Afghanaid	\$1,122,066					\$1,122,066		
Africa Humanitarian Action	\$1,377,468	\$1,377,468						
African Entrepreneurship Collective	\$607,926	\$607,926						
Agency for Technical Cooperation and Development	\$6,105,704	\$2,100,000			\$3,715,000		\$290,704	
ALPS Resilience	\$128,282	\$128,282						
American Bar Association Fund for Justice and Education	\$1,383,280			\$200,000	\$1,183,280			
American Refugee Committee	\$3,151,991	\$2,263,206	\$113,371			\$38,620	\$736,794	
Arab Renaissance for Democracy and Development	\$650,000				\$650,000			
Association for Aid and Relief, Japan	\$1,748,529				\$1,748,529			
Association for Solidarity with Asylum Seekers and Migrants	\$4,178,100			\$678,100	\$3,500,000			
Asylum Access	\$444,489		\$389,738					\$54,751
AVSI Foundation	\$593,470	\$593,470						
Blumont Global Development	\$4,959,943				\$20,263		\$2,839,680	\$2,100,000
Buddhist Tzu Chi Foundation	\$518,785		\$518,785					
Caritas Jordan	\$2,200,000				\$2,200,000			
Catholic Relief Services	\$8,651,260	\$3,574,342		\$1,100,000	\$2,700,771	\$1,276,147		
Center for International Private Enterprise	\$2,988,734				\$2,988,734			
Center for Victims of Torture	\$7,200,000	\$3,712,500			\$3,300,000		\$187,500	
Church World Service	\$864,540		\$482,517		\$382,023			
Concern Worldwide U.S., Inc	\$1,200,000				\$1,200,000			
CARE	\$10,162,583	\$1,803,387			\$6,939,825		\$1,419,371	
DanChurchAid	\$1,000,000	\$1,000,000						
Danish Refugee Council	\$9,104,763	\$2,003,797		\$1,099,923	\$5,700,000		\$301,043	
FilmAid International	\$1,250,000	\$1,250,000						
Food for the Hungry, Inc	\$1,000,000	\$1,000,000						
Fundacion Acción Contra El Hambre	\$700,000	\$700,000						
Georgia Committee on Relief	\$400,000			\$200,000			\$200,000	
GOAL	\$3,000,000	\$1,000,000			\$2,000,000			
Handicap International	\$6,491,343	\$2,600,000	\$488,209		\$3,403,134			
Health Equity Initiatives	\$428,840		\$428,840					
Heartland Alliance International	\$2,837,800				\$1,562,081		\$83,112	\$1,192,607
HIAS	\$7,898,164	\$840,131					\$1,384,853	\$5,673,180
HelpAge	\$1,000,000	\$1,000,000						
Heshima Kenya, Inc	\$1,250,000	\$1,097,822					\$152,178	
Humanitarian Openstreetmap Team United States, Inc	\$449,332						\$449,332	
InterAction	\$61,621						\$61,621	
International Catholic Migration Commission	\$2,829,456				\$2,300,000		\$529,456	
International Council Of Voluntary Agencies	\$237,500						\$237,500	
International Medical Corps	\$16,345,461	\$5,691,231			\$8,400,000		\$2,254,230	
International Orthodox Christian Charities	\$1,000,000				\$1,000,000			

Bureau of Population, Refugees, and Migration
FY 2017 Summary of Major Activities - Overseas Assistance
NGOs by Region (cont.)

Organization	Total	Region						
		Africa	East Asia	Europe	Near East	South Asia	Protection Priorities	Western Hemisphere
International Rescue Committee	\$43,836,052	\$10,501,063	\$16,473,370		\$9,600,000	\$1,497,953	\$5,763,666	
Internews Network	\$802,713	\$802,713						
Intersos	\$499,809	\$499,809						
Jesuit Refugee Service USA	\$4,042,060	\$3,645,758	\$396,302					
Kumpulan A.C.T.S.	\$330,486		\$330,486					
Lutheran World Relief	\$2,155,125	\$2,155,125						
Malteser Hilfsdienst e.V.	\$658,324	\$658,324						
Medair	\$500,000	\$500,000						
Medical Teams International	\$4,325,729	\$4,325,729						
Mercy Corps	\$15,144,274	\$1,000,000		\$200,000	\$9,206,626	\$2,951,179		\$1,786,469
Near East Foundation	\$2,698,874				\$2,698,874			
Norwegian Refugee Council	\$11,785,470				\$4,381,445	\$1,500,000	\$2,275,967	\$3,628,058
Oxfam Great Britain	\$850,583	\$850,583						
Pan American Development Foundation	\$1,800,000							\$1,800,000
Pathfinder International	\$400,000				\$400,000			
Plan International USA, Inc	\$1,000,000	\$1,000,000						
Premiere Urgence Internationale	\$4,159,229	\$1,315,242			\$2,659,229		\$184,758	
Refugee Solidarity Network, Inc	\$1,668,514				\$1,668,514			
Relief International	\$7,195,199	\$1,000,000			\$6,195,199			
RET International	\$5,275,974	\$1,674,990						\$3,600,984
Salesian Missions	\$400,000	\$400,000						
Save the Children Federation, Inc	\$17,425,714	\$8,347,543		\$200,000	\$8,350,858	\$468,602	\$58,711	
Scalabrini Centre of Cape Town	\$234,770	\$234,770						
Shelter for Life, Inc	\$352,107	\$352,107						
Social Impact	\$201						\$201	
Sonke Gender Justice	\$299,885	\$59,977					\$239,908	
Syrian American Medical Society Foundation	\$1,018,927				\$1,018,927			
Talent Beyond Boundaries	\$445,409						\$445,409	
Terre Des Hommes Foundation	\$1,200,000	\$1,038,493					\$161,507	
The Global Women's Institute at the George Washington University	\$1,296,303						\$1,296,303	
The Lutheran World Federation	\$8,602,009	\$8,065,369					\$536,640	
The Mentor Initiative	\$800,000	\$800,000						
The Regents of the University of Colorado	\$342,174						\$342,174	
The Tibet Fund	\$2,180,000					\$2,180,000		
Trickle Up, Inc	\$1,161,147						\$1,161,147	
War Child Canada	\$2,234,778					\$1,234,778	\$1,000,000	
Women Rehabilitation Organization	\$900,001				\$409,234		\$490,767	
Women's Refugee Commission	\$316,690						\$316,690	
World Rehabilitation Fund, Inc	\$1,349,642				\$1,349,642			
World Relief Corporation	\$2,246,157				\$2,246,157			
World University Service of Canada	\$255,302	\$255,302						
World Vision	\$2,102,983	\$670,217		\$360,000	\$625,070		\$447,696	
ZOA Refugee Care	\$1,499,965	\$1,499,965						
Grand Total:	\$276,512,144	\$88,378,641	\$19,621,618	\$4,038,023	\$105,703,415	\$12,269,345	\$26,665,053	\$19,836,049

Bureau of Population, Refugees, and Migration
FY 2017 Summary of Major Activities - Overseas Assistance
Julia V. Taft Refugee Fund

Organization	Total	Region					
		Africa	East Asia	Europe	Near East	South Asia	Western Hemisphere
Abidjan	\$25,000	\$25,000					
Accra	\$25,000	\$25,000					
Addis Ababa	\$24,994	\$24,994					
Algiers	\$25,000	\$25,000					
Amman	\$24,984				\$24,984		
Athens	\$25,000			\$25,000			
Baku	\$25,000			\$25,000			
Bamako	\$20,000	\$20,000					
Bangkok	\$25,000		\$25,000				
Banjul	\$25,000	\$25,000					
Beirut	\$24,987				\$24,987		
Belgrade	\$23,958			\$23,958			
Brasília	\$10,000						\$10,000
Brazzaville	\$24,663	\$24,663					
Bujumbura	\$24,974	\$24,974					
Cairo	\$25,000	\$25,000					
Dakar	\$25,000	\$25,000					
Dakar (for Guinea Bissau)	\$25,000	\$25,000					
Djibouti	\$25,000	\$25,000					
Gaborone	\$25,000	\$25,000					
Harare	\$25,000	\$25,000					
Kampala	\$25,000	\$25,000					
Khartoum	\$25,000	\$25,000					
Kigali	\$24,830	\$24,830					
Kinshasa	\$25,000	\$25,000					
Kuala Lumpur	\$23,000		\$23,000				
Kyiv	\$23,000			\$23,000			
Lilongwe	\$23,443	\$23,443					
Lisbon	\$25,000			\$25,000			
Ljubljana	\$25,000			\$25,000			
Lusaka	\$25,000	\$25,000					
Madrid	\$25,000			\$25,000			
Maputo	\$25,000	\$25,000					
Minsk	\$24,703			\$24,703			
Monrovia	\$25,000	\$25,000					
Moscow	\$24,999			\$24,999			
Nairobi	\$25,000	\$25,000					
N'Djamena	\$25,000	\$25,000					
New Delhi	\$24,990					\$24,990	
Niamey	\$24,998	\$24,998					
Nouakchott	\$23,934	\$23,934					
Ouagadougou	\$21,000	\$21,000					
Paris	\$24,999			\$24,999			
Podgorica	\$23,366			\$23,366			
Pretoria	\$21,495	\$21,495					
Rabat	\$23,490	\$23,490					
Sarajevo	\$24,637			\$24,637			
Seoul	\$25,000		\$25,000				
Tbilisi	\$24,952			\$24,952			
Valletta	\$25,000			\$25,000			
Vilnius	\$25,000			\$25,000			
Warsaw	\$25,000			\$25,000			
Yaoundé	\$25,000	\$25,000					
Yerevan	\$25,000			\$25,000			
Grand Total:	\$1,310,396	\$732,821	\$73,000	\$419,614	\$49,971	\$24,990	\$10,000