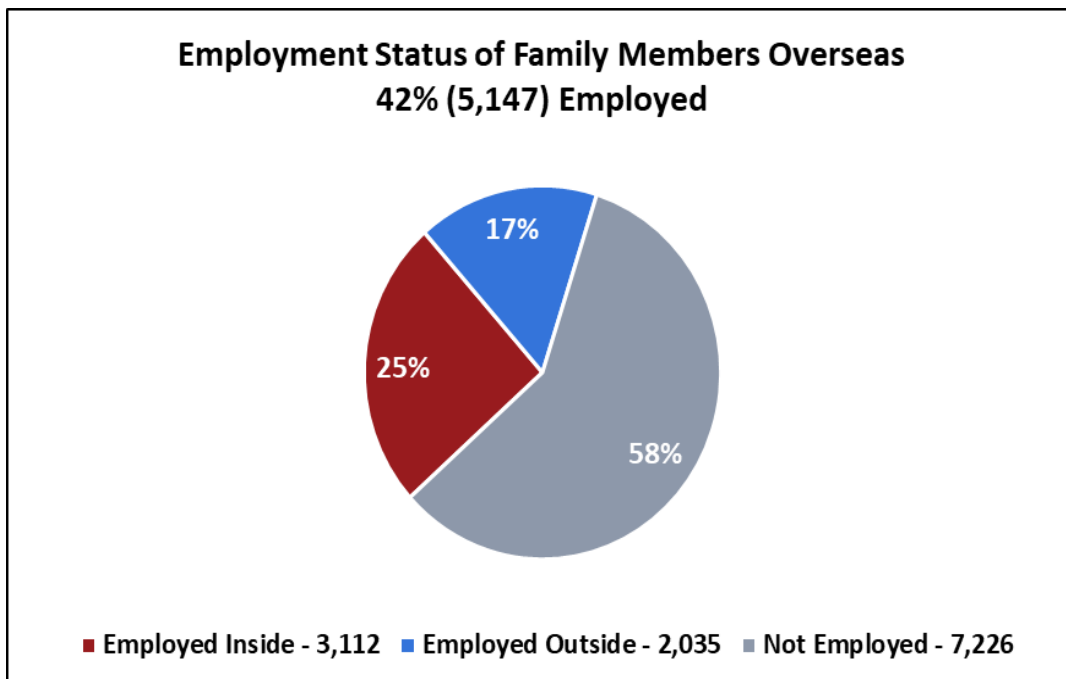
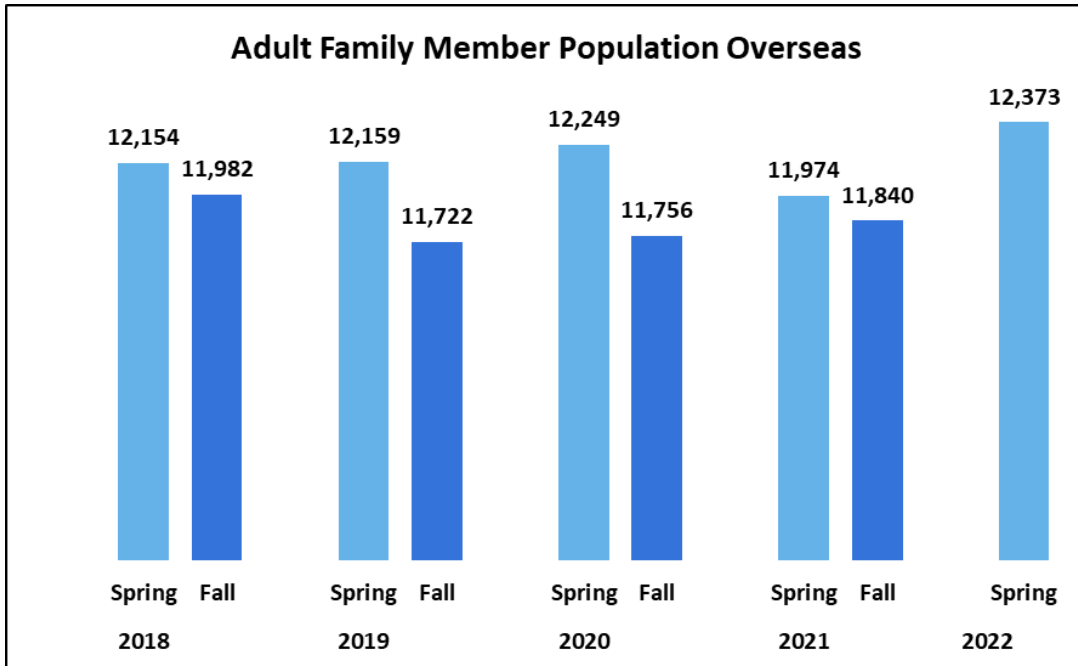


**Worldwide Family Member Employment Overview  
Family Member Employment Report  
Spring 2022**



*Worldwide Family Member Employment Overview, Spring 2022 (234 updated posts, 99% of posts reporting)  
“Adult Family Members” are associated with the US Department of State, the other Foreign Affairs Agencies, as well as all other government agencies operating under Chief of Mission authority.*

<b>Geographic Distribution of Family Member Employment – Spring 2022</b>				
<b>Bureau</b>	<b>Family Members at Post</b>	<b>Employed Inside %</b>	<b>Employed Outside %</b>	<b>Total Family Members Employed %</b>
<b>African Affairs (AF)*</b>	<b>1,591</b>	<b>36%</b>	<b>18%</b>	<b>54%</b>
<b>East Asian and Pacific Affairs (EAP)</b>	<b>2,343</b>	<b>23%</b>	<b>17%</b>	<b>39%</b>
<b>European and Eurasian Affairs (EUR)</b>	<b>3,818</b>	<b>20%</b>	<b>17%</b>	<b>37%</b>
<b>Near Eastern Affairs (NEA) **</b>	<b>1,388</b>	<b>30%</b>	<b>15%</b>	<b>45%</b>
<b>South and Central Asian Affairs (SCA) ***</b>	<b>540</b>	<b>43%</b>	<b>14%</b>	<b>56%</b>
<b>Western Hemisphere Affairs (WHA)</b>	<b>2,693</b>	<b>22%</b>	<b>16%</b>	<b>38%</b>
<b>TOTAL/Average</b>	<b>12,373</b>	<b>25%</b>	<b>17%</b>	<b>42%</b>

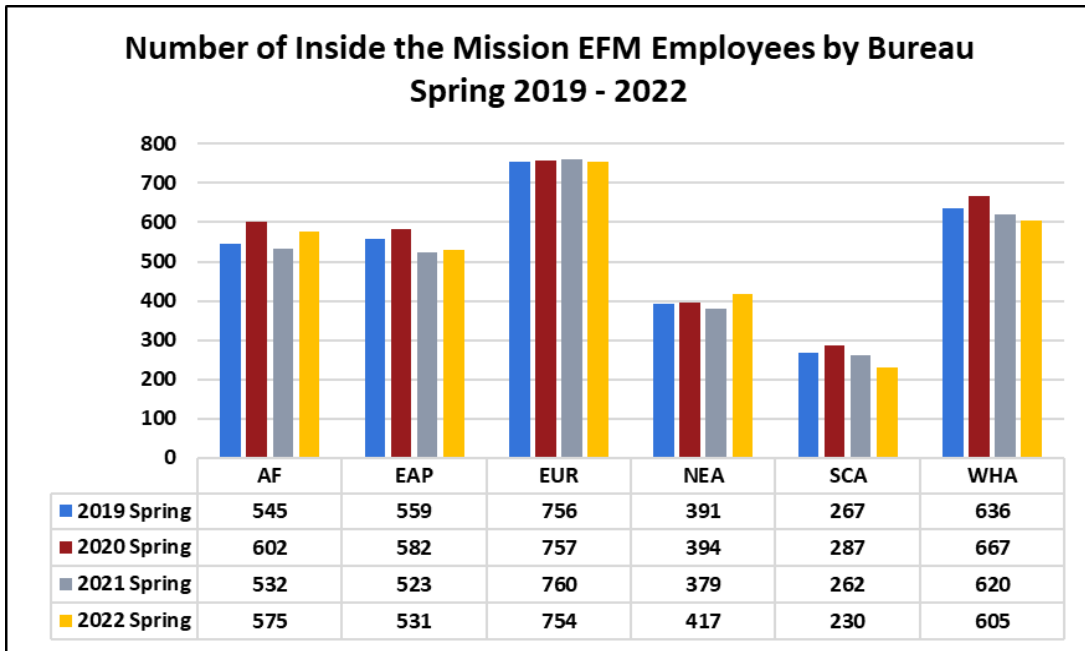
*(Note: includes filled and pending positions; includes full-time, part-time, and intermittent work schedules.)*

*\* One AF Special Incentive Post (SIP) accounts for less than 1% of AF Inside the Mission positions.*

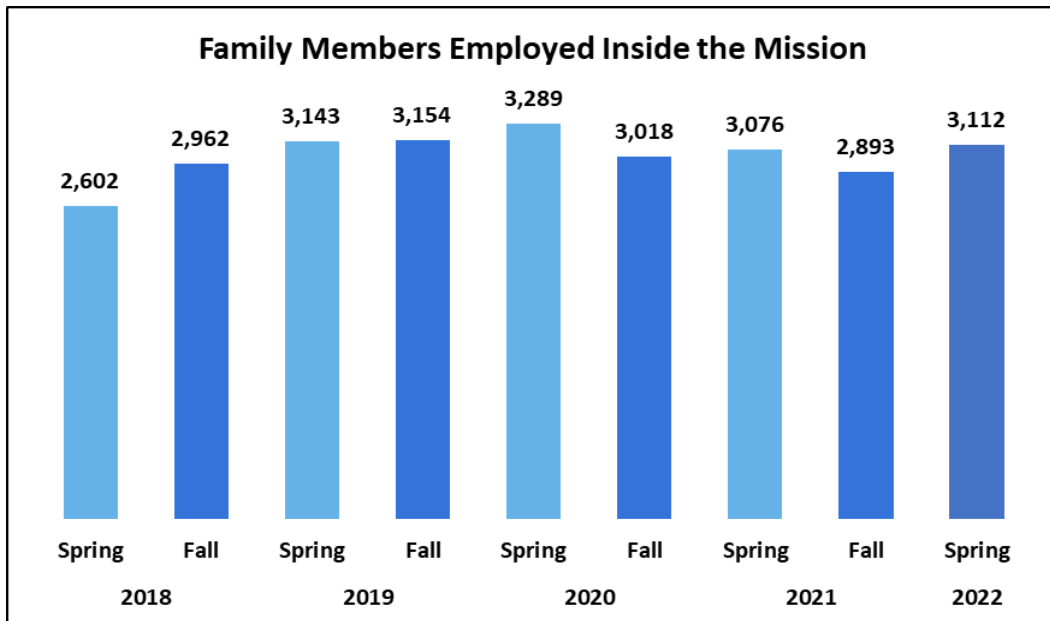
*\*\* Two NEA Special Incentive Posts (SIP) account for 2% of NEA Inside the Mission positions.*

*\*\*\* Two SCA Special Incentive Posts (SIP) account for 10% of SCA Inside the Mission positions.*

*Worldwide Family Member Employment Overview, Spring 2022 (234 updated posts, 99% of posts reporting)  
 “Adult Family Members” are associated with the US Department of State, the other Foreign Affairs Agencies, as well as all other government agencies operating under Chief of Mission authority.*

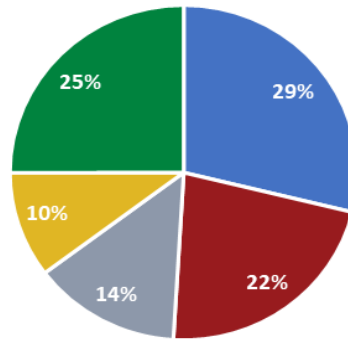


(Note: includes Filled and Pending positions; includes full-time, part-time, and intermittent work schedules.)



Worldwide Family Member Employment Overview, Spring 2022 (234 updated posts, 99% of posts reporting)  
 “Adult Family Members” are associated with the US Department of State, the other Foreign Affairs Agencies, as well as all other government agencies operating under Chief of Mission authority.

**Family Member Employment Outside the Mission**  
**17% (2,035) Employed Outside**



- Telework - 586
- Home Bus & Freelance - 451
- Education - 281
- DETO - 208
- Other\* - 509

**Other Fields\***

<b>Field</b>	<b># Family Members</b>	<b>%</b>
Local Econ	190	9%
Int'l Org	74	4%
US Gov-DC	69	3%
RECASSN	51	3%
PVO/NGO	32	2%
Law	24	1%
Medical	24	1%
Commute US	19	1%
Military	18	1%
Other Dip	8	0%
<b>Total</b>	<b>509</b>	<b>25%</b>

*Worldwide Family Member Employment Overview, Spring 2022 (234 updated posts, 99% of posts reporting)  
 "Adult Family Members" are associated with the US Department of State, the other Foreign Affairs Agencies, as well as all other government agencies operating under Chief of Mission authority.*