

# **THE SECRETARY OF STATE**



## **CONGRESSIONAL BUDGET JUSTIFICATION**

### **Appendix 1: DEPARTMENT OF STATE DIPLOMATIC ENGAGEMENT**

**Fiscal Year 2024**



**DEPARTMENT OF STATE**  
**CONGRESSIONAL BUDGET JUSTIFICATION**  
**Appendix 1**  
**FISCAL YEAR 2024**

***STATEMENT OF THE SECRETARY OF STATE***

***BUDGET SUMMARY***

Budget Summary .....	2
Budget Summary by JSP Goals and Objectives .....	5

***RESOURCE SUMMARY***

State Department Management Priorities and Modernization Agenda.....	7
Summary of Appropriations .....	12
U.S. Direct Hire Positions .....	15
Ten Year Appropriations History.....	17
Public Diplomacy Resources .....	24
Department of State Fee Collections.....	25
Legislative Language.....	32

***FUNDING CROSSCUTS***

Diversity, Equity, Inclusion, and Accessibility (DEIA) .....	67
Global Climate Change.....	71
Indo-Pacific Strategy.....	75
Enduring Welcome.....	78
Creating Helpful Incentives to Produce Semiconductors (CHIPS) .....	79
Information Technology .....	87
Cybersecurity.....	89

***ADMINISTRATION OF FOREIGN AFFAIRS***

Diplomatic Programs .....	94
IT Central Fund.....	108
Consular and Border Security Program .....	123

Working Capital Fund .....	137
<b>Diplomatic Programs: Human Resources.....</b>	<b>147</b>
Foreign Service Institute.....	148
Global Talent Management .....	152
Human Resources Special Complement.....	157
<b>Diplomatic Programs: Overseas Programs .....</b>	<b>160</b>
African Affairs.....	161
Conflict Stabilization Operations.....	169
East Asian and Pacific Affairs.....	172
European and Eurasian Affairs .....	180
Foreign Service National Separation Liability Trust Fund.....	187
Office of International Conferences.....	189
International Organization Affairs.....	191
Medical Services .....	195
Near Eastern Affairs .....	199
Post Assignment Travel .....	205
South and Central Asian Affairs.....	208
Western Hemisphere Affairs.....	213
Public Diplomacy.....	220
<b>Diplomatic Programs: Diplomatic Policy and Support .....</b>	<b>256</b>
Administration.....	257
Arms Control, Verification and Compliance.....	264
Budget and Planning .....	269
Office of the Chief of Protocol.....	272
Comptroller and Global Financial Services.....	276
Cyberspace and Digital Policy.....	280
Democracy, Human Rights and Labor.....	283
Economic and Business Affairs .....	288
Energy Resources .....	296
Global Health, Security, and Diplomacy .....	301

Global Public Affairs.....	305
Information Resource Management .....	310
Intelligence and Research .....	314
International Religious Freedom .....	322
International Security and Nonproliferation .....	325
Office of the Legal Adviser .....	330
Legislative Affairs.....	334
Under Secretary for Management .....	338
Oceans and International Environmental and Scientific Affairs.....	342
Political-Military Affairs.....	347
Population, Refugees and Migration .....	352
Office to Monitor and Combat Trafficking in Persons.....	355
Office of the Secretary.....	360
Diplomatic Programs: Security Programs.....	366
Counterterrorism .....	367
Office of Foreign Missions .....	371
Special Presidential Envoy for Hostage Affairs.....	375
Worldwide Security Protection .....	378
Embassy Security, Construction, and Maintenance .....	395
<b><i>OTHER ADMINISTRATION OF FOREIGN AFFAIRS</i></b>	
Office of Inspector General .....	407
Educational and Cultural Exchange Programs.....	413
Representation Expenses .....	424
Protection of Foreign Missions and Officials.....	427
Emergencies in the Diplomatic and Consular Service .....	430
Buying Power Maintenance Account .....	432
Repatriation Loans Program Account .....	434
Payment to the American Institute in Taiwan.....	437
<b><i>INTERNATIONAL ORGANIZATIONS</i></b>	
Contributions to International Organizations.....	442

Contributions for International Peacekeeping Activities .....	483
<i>INTERNATIONAL COMMISSIONS</i>	
International Boundary and Water Commission - Salaries and Expenses .....	493
International Boundary and Water Commission - Construction .....	498
American Sections .....	504
International Joint Commissions .....	506
International Boundary Commissions.....	509
North American Development Bank .....	512
International Fisheries Commissions .....	514
<i>RELATED PROGRAMS</i>	
The Asia Foundation .....	520
East-West Center.....	524
National Endowment for Democracy .....	529
<i>SPECIAL FUNDS AND TRUST FUNDS</i>	
Center for Middle Eastern-Western Dialogue.....	537
Eisenhower Exchange Fellowship Program.....	540
Israeli Arab Scholarship Program.....	543
International Chancery Center .....	546
Foreign Service Retirement and Disability Fund .....	549



## **United States Department of State**

***Washington, D.C. 20520***

The State Department and U.S. Agency for International Development (USAID) led extraordinary global efforts in 2022 and already in 2023 to advance our vision of a free, open, secure, and prosperous world and deliver on the issues that matter most to the lives and livelihoods of Americans. The President’s FY 2024 budget request of \$63.1 billion for the Department of State and USAID will make it possible for us to continue to promote U.S. national interests and lead the world in tackling global challenges.

Looking ahead, we will ensure Russia's unprovoked, unjust aggression against Ukraine remains a strategic failure, while supporting the Ukrainian government and people. This budget request will advance Ukraine’s courageous defense of its sovereignty and territorial integrity and its work to address the humanitarian and economic needs of its people; maintain sanctions on President Putin, Russian officials who are enabling and benefiting from this brutal war, and the core infrastructure of the Russian financial system; and mitigate the consequences of President Putin's war far beyond the region.

We will continue to implement the Administration’s “invest, align, compete” strategy towards the People's Republic of China (PRC), including by strengthening our alliances and partnerships and expanding our presence around the globe where the PRC is exerting its influence. This budget request will allow us to fully implement the Administration’s Indo-Pacific Strategy, which reflects our vision for a region that is free and open, interconnected, prosperous, resilient, and secure. We are significantly expanding the U.S. presence and programs in the Pacific Islands, including the renewal of our Compacts of Free Association and a generational commitment to provide economic assistance and federal programs and services to the Marshall Islands, Micronesia, and Palau. We developed plans for the International Technology Security and Innovation Fund established in the CHIPS Act of 2022, which will sustain and expand our economic and technological influence, make our economy and supply chains more resilient, and sharpen our competitive edge with the PRC.

Success in all our efforts requires our globally deployed workforce to operate on the frontlines of international challenges. We are seeking increased funding for Diplomatic Security to ensure the safety of our personnel and facilities while enabling robust on-the-ground engagement at over 275 overseas posts and 100 domestic sites; sustain and expand the U.S. presence in the Pacific Islands; and potentially re-establish a diplomatic presence in Libya. The request will also ensure the Department’s ability to sustain medical support for the U.S. workforce and provide fair and competitive wages for local guards who help keep our personnel safe around the world.

In all that we do, we will continue to bring to bear all the tools of U.S. diplomacy and development to rally our allies and partners to work alongside us in addressing these issues. Because when we mobilize those who share our interests and values – in governments and multilateral institutions, the private

sector, philanthropy, and civil society – we are in a stronger position to ensure our foreign policy delivers for the American people, and people around the world.

In addition to the discretionary request, the President’s budget seeks critical resources to out-compete the PRC through mandatory funding to deliver the quality, high-standard infrastructure that countries seek across the Indo-Pacific region through the Partnership for Global Infrastructure and Investment. These resources will help us to deliver on the objectives of our Indo-Pacific Strategy.

Too often, international infrastructure and trade deals are opaque and coercive. They lead to projects that are environmentally destructive and poorly built; import or abuse workers; foster corruption; and burden countries with unmanageable debt. Both mandatory and discretionary Partnership for Global Infrastructure and Investment funds will allow us to demonstrate the United States does it differently from our competitors – making investments that are transparent, high-quality, and sustainable for the planet; empowering local communities and respecting their rights; and yielding more resilient and connected economies.

We learned over the past few years again how integral it is for U.S. foreign policy to focus on the challenges of the global commons. We will spearhead international efforts to bolster economic, energy, food, and health security, mitigate the climate crisis, and address irregular migration – global challenges that increasingly affect Americans at home.

We face an existential climate crisis that can only be addressed through global action in this decisive decade to limit global warming to 1.5 degrees Celsius; beyond this point impacts will become increasingly severe. The President’s budget responds to this unparalleled challenge by fulfilling his pledge to work with Congress to provide over \$11 billion in climate finance annually. This will allow the United States to spur ambitious reductions in greenhouse gas emissions, support the implementation of those reductions, and help more than 500 million people adapt to and manage the impact of climate change.

The President’s budget will also support the ongoing U.S. government response to the global food security crisis that is a result of Putin’s unprovoked invasion of Ukraine, the lingering effects of COVID-19, and changing weather patterns. Resources will enhance agricultural practices, promote a more resilient agricultural sector, reduce overall agricultural emissions, and integrate nutrition-sensitive approaches.

This request reinforces the United States’ commitment to strengthening the Western Hemisphere as a coalition of resilient democracies that deliver security, development, and economic opportunities for the peoples of the Americas, enabling them to be safe in their home countries. Specifically, funding in the request will support a new Americas Partnership Opportunity Fund to build targeted migration management approaches that will stabilize communities and systematize regional responses to migration.

The President’s request provides resources to support new opportunities for the Middle East region, including through the newly requested Middle East and North Africa Opportunity Fund, while supporting our enduring commitments to allies and partners in the region, including Israel and Jordan.



In Africa, the request will advance U.S. interests and bolster our partnerships by strengthening democratic institutions, advancing peace and security, countering violent extremism, promoting trade and commercial ties, and creating an enabling environment for investment. All these efforts ensure we uphold our side of our partnership with the African people – including by furthering initiatives that emerged from the Summit for Democracy and the U.S.-Africa Leaders’ Summit.

With rising authoritarianism around the world, we must reinforce our support to countries that are experiencing promising moments of democratic opportunity. The President’s budget will allow the United States to surge short-and medium-term resources to such countries to bolster democratic resilience.

As complex and protracted conflicts, more frequent and severe natural disasters, the global impacts of Putin’s war in Ukraine, and increasing acute food insecurity coincide to drive unprecedented humanitarian need, we must continue to provide life-saving humanitarian assistance around the world. We will reinvigorate U.S. humanitarian leadership, provide lifesaving assistance, and further Administration priorities related to food security, protection, and migration. This request will enable us to provide emergency food assistance; nutrition; shelter; protection; disaster risk reduction; water, sanitation, and hygiene; health; logistics; coordination; and livelihoods support in response to disasters overseas, including in Türkiye and Syria, the Horn of Africa, and Yemen. It will also promote early recovery, build resilience, and reduce risk in communities vulnerable to recurrent humanitarian crises.

The Department and USAID must continue to invest in our workforce and modernize American diplomacy to meet the tests of the 21st century. The President’s request will help us build professional expertise and training capacity in areas critical to U.S. national security in the years ahead, including cyberspace and emerging technologies, climate and clean energy, and economic statecraft, as well as to ensure the Department and USAID continue to attract, retain, and develop a world-class workforce. These efforts require a sustained investment in foundational initiatives to advance diversity, equity, and inclusion; enhance cybersecurity; modernize our technology and communications; and strategically manage our global facility portfolio. And we will drive forward an ambitious effort to modernize American diplomacy and development, focusing on the modernization agenda, to ensure we are equipped to meet the challenges and seize the opportunities of our time.

USAID’s Operating Expense request continues its Global Development Partnership Initiative to revitalize the USAID workforce and advance the most critical and effective foreign assistance programs, which will ensure strong stewardship and accountability of U.S. taxpayer dollars. USAID’s overall request will also enable the agency to sustain investments in advancing diversity, equity, inclusion, and accessibility; continue initiatives critical to cybersecurity; and increase investments in cyber human capital and infrastructure.

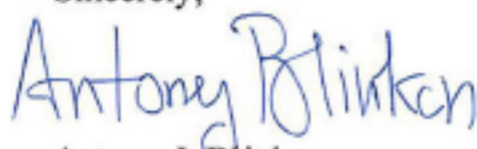
The United States must pay its assessed contributions for multilateral organizations in full and on time. When we pay our bills, we have a greater capacity to shape international institutions, focus them on our priorities, and bring about the reforms we want. By contrast, when we fail to deliver on our financial obligations, our adversaries exploit our late payments to question our credibility and leadership and fill the void. To achieve the President’s objective of renewing, strengthening, and leveraging U.S. leadership in multilateral organizations, the President’s budget includes funding for the United Nations

Educational, Scientific, and Cultural Organization and peacekeeping arrears, as well as to begin synchronizing contributions to the United Nations.

U.S. leadership in global health and health security protects American lives, sustains U.S. economic progress, and supports the rise of capable local partners who can solve regional and global problems. We must celebrate historic progress while recognizing that significant work remains to ensure a safer and more secure world. The Department and USAID will invest in combating global infectious diseases; strengthening global health security capacity; preventing child and maternal deaths; and, through the President's Global Health Worker Initiative, bolstering the health workforce. These investments are critical to strengthening health systems as they recover from the COVID-19 pandemic and will ensure the world is better prepared to prevent, detect, and respond to future infectious disease threats. Our request expands our support for the Pandemic Fund, which builds on U.S. global health security investments. The Fund provides a structured platform to catalyze funding from other partners and organizations, and it helps us better account for and measure international gaps and gains in global health security and pandemic preparedness.

To ensure that we meet our commitment to our Afghan partners who served alongside us, we are requesting Congress establish an Enduring Welcome account to provide a consolidated, flexible funding source to meet these complex responsibilities.

As always, I thank Congress for your consideration and partnership as we work together to renew and revitalize U.S. leadership in the world, tackle global challenges, and ensure our foreign policy delivers for the American people, in keeping with the President's priorities. We appreciate your continued support in providing resources for the Department of State and USAID to advance the interests, security, and prosperity of the American people.

Sincerely,  
  
Antony J. Blinken

## **BUDGET SUMMARY**

**Budget Summary**  
**Budget Summary by Joint Strategic Plan Goals and Objectives**

# BUDGET SUMMARY

## *Overview*

The Secretary of State's FY 2024 Budget Request for Diplomatic Engagement (DE) enhances and secures the Department's global presence, prioritizing resources for the Indo-Pacific strategy, including for new Pacific Island posts, and a potential resumption of operations in Libya. The Request builds a stronger, more diverse, and increasingly agile Department; strengthens cybersecurity infrastructure and information technology; mobilizes coalitions to address global challenges; bolsters U.S. leadership in multilateral diplomacy with contributions to international organizations; engages with key allies and partners through public diplomacy programs; serves U.S. Citizens around the world; and maintains the United States' commitment to Afghan partners.

To achieve these goals, the FY 2024 Request for DE includes \$17.5 billion in discretionary appropriations, \$4.4 billion in projected fee revenue, and \$175.2 million in mandatory appropriations, including \$158.9 million in for the Foreign Service Retirement and Disability Fund and proposes the allocation of \$16.3 million from the Creating Helpful Incentives to Produce Semiconductors (CHIPS) for America International Technology Security and Innovation Fund for FY 2024. As part of the proposed workforce increase, the DE Request supports 515 new positions, of which 56 would advance the Indo-Pacific Strategy and 50 would expand the Department's Professional Development and Training Float.

Highlights of the Request are addressed below.

## **Diplomatic Staffing, Operations, and Programs: \$6.4 billion**

The Department's FY 2024 Request for Diplomatic Programs (DP) Ongoing Operations is \$6.4 billion, including \$5.6 billion for Program Operations and \$738.5 million for Public Diplomacy. The Request is a net increase of \$631.2 million (11 percent) from the FY 2023 Adjusted Enacted level. The proposed DP workforce increase supported by the Request includes 229 new positions. The Request also sustains employee mental health services initiated during the pandemic, expands programs to foster workforce diversity and inclusion, and provides for the proposed 5.2 percent Federal pay raise in calendar year 2024.

## **Information Technology (IT): \$491.6 million**

The FY 2024 Request includes \$491.6 million for the Capital Investment Fund. These resources will be utilized to enhance global IT capabilities for the Department's workforce; invest in technology services and data analytics; and mitigate cybersecurity risks. The Request continues cybersecurity prioritization in support of Executive Order 14028, *Improving the Nation's Cybersecurity*, as well as compliance with OMB Memorandum M-22-09, *Moving the U.S. Government Toward Zero Trust Cybersecurity Principles*. The FY 2024 Request includes approximately \$750 million for Department cybersecurity programs. This investment prioritizes deployment of Zero Trust Architecture enhancements and secure end-user devices, as well as enabling agile engagement and improved collaboration with other national security agencies.

## **Diplomatic and Embassy Security: \$5.9 billion**

The FY 2024 Request protects U.S. government personnel, facilities, and information both domestically and overseas. The \$4.1 billion Request for Worldwide Security Protection (WSP) within Diplomatic Programs

## BUDGET SUMMARY

continues support for overseas security operations and personnel, countering emerging threats to the Department's employees and others serving under Chief of Mission authority. This includes funding for security operations at the Department's new Pacific Island Posts, increases to global guard force operations, continued protection of certain former senior officials, and a potential resumption of operations in Libya.

The FY 2024 Request of \$1.8 billion total for Embassy Security Construction and Maintenance provides for secure, safe, and functional diplomatic and consular missions overseas. Combined with other agency contributions, the Request supports \$2.4 billion for the construction and maintenance of secure embassies, including for various lease fit outs in the Pacific. The FY 2024 Request also includes funding for the Climate Security and Resilience Program, which targets energy utilization and future savings across Posts, and includes a proposed \$174 million recission to prior-year balances.

### **International Organizations: \$3.6 billion**

As the United States' competitors seek to expand their influence, paying our treaty-based assessments to international organizations on time and in full will renew U.S. leadership in multilateral diplomacy. The FY 2024 Request includes \$1.9 billion for United Nations (UN) peacekeeping missions, including \$344 million to begin paying down about 1/3 of the arrears that have accumulated since 2017. The Budget reflects the Administration's commitment to reassert U.S. leadership in UN peacekeeping missions.

The Request for Contributions to International Organizations is nearly \$1.7 billion, funding U.S. assessments to organizations such as the UN, the North Atlantic Treaty Organization (NATO), and the International Atomic Energy Agency (IAEA). The Request also includes \$150 million to support a U.S. return to the UN Educational, Scientific and Cultural Organization (UNESCO), a key battleground where the United States can shape best practices on science, technology, engineering and mathematics (STEM) education and emerging technology.

### **Consular and Border Security Programs (CBSP): \$4.4 billion in new revenue and \$4.5 billion in anticipated spending**

CBSP provides protection to the lives and security interests of U.S. citizens and contributes to the security of the nation's borders. It is a core element in the coordinated national efforts to deny individuals who threaten the country entry into the United States, while facilitating the admittance of legitimate travelers.

The FY 2024 Request for the CBSP account assumes that international travel will likely have recovered to pre-pandemic levels. The Request projects \$4.4 billion in collections and \$4.5 billion in anticipated spending. The Budget: restores and expands consular operations capacity to reduce wait times; continues modernization efforts; and improves customer service for visa, passport, and U.S. citizen services.

For FY 2024, the Department anticipates collecting \$434 million in Passport Application and Execution Fees (PAEF), to be credited as offsetting receipts, and requests authority to spend \$250 million of these fees. Such actions reinforce the principle that the collections should be available to cover U.S. citizen services and passport services and provide critical resilience to fluctuations in demand and temporary revenue authorities. To offset this increased spending authority relative to FY 2023, the Budget proposes the cancellation of \$250 million in other CBSP prior-year balances.

## **BUDGET SUMMARY**

### **Enduring Welcome (EW): new authority**

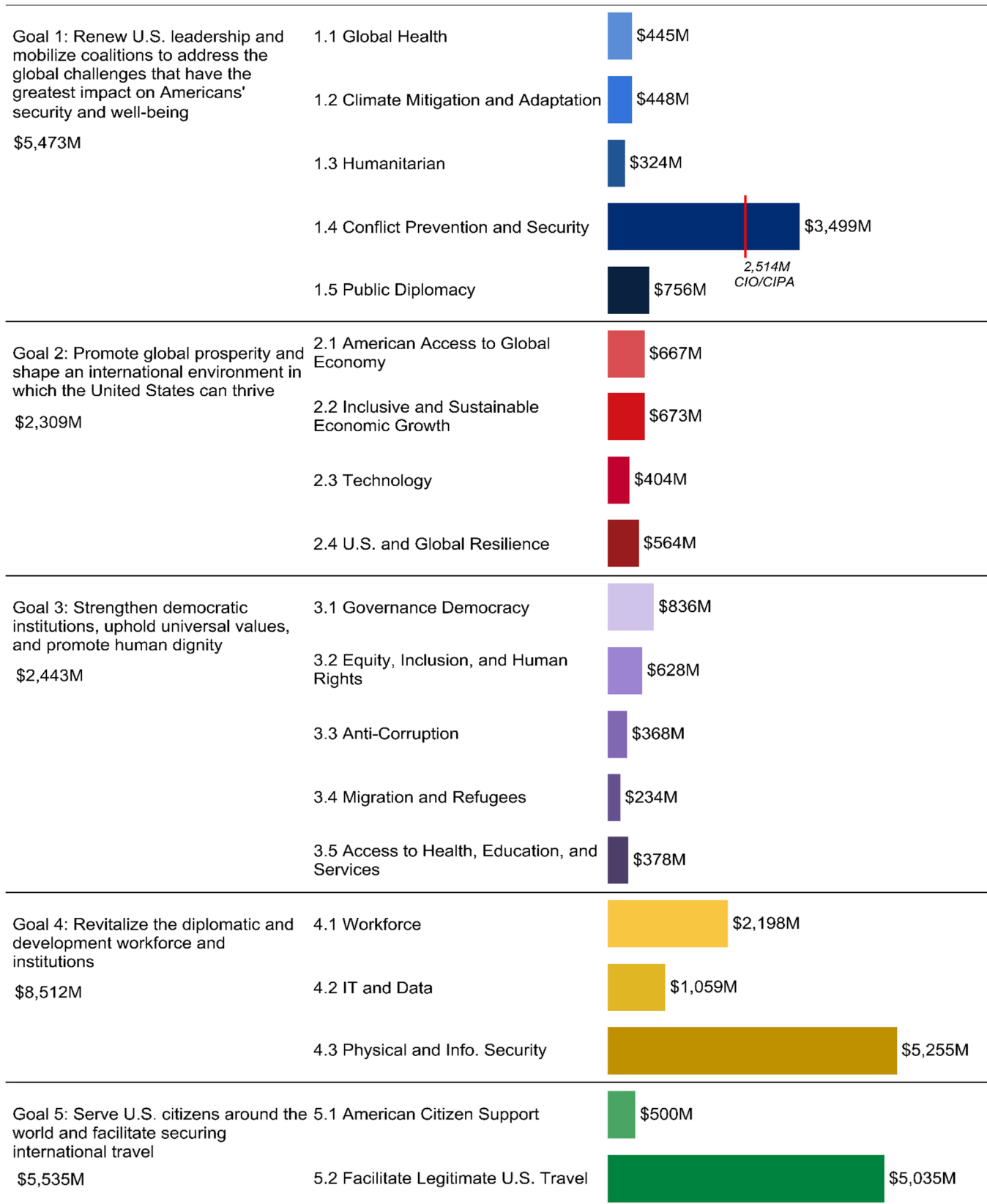
The FY 2024 Request includes a new EW account that will be critical to the effective execution of the United States' complex responsibilities in fulfilling its commitment to its Afghan partners. The proposed new EW account would serve as a consolidated, flexible mechanism to support these State-led, whole-of-Government efforts. While not seeking additional appropriated funding for these purposes, the Department's FY 2024 Request seeks authority to establish a new account in which remaining balances from funds previously made available to support Operation Allies Welcome (OAW) would be consolidated, including funds transferred to State from Department of Defense Operation and Maintenance – Overseas Humanitarian, Disaster, and Civic Aid (OHDACA).

The proposed new account includes authorities that will enable the Department to integrate EW operational efforts, as well as streamline the prioritization, tracking and oversight, and management of resources. FY 2024 will be a transition year to begin funding EW administration and operations using this account if enacted.

## BUDGET SUMMARY BY JSP GOALS AND OBJECTIVES

### *FY 2024 Budget Summary by Joint Strategic Plan (JSP) Goals and Objectives*

Alignment by Bureau Activity for Diplomatic Engagement Funding



## **RESOURCE SUMMARY**

**State Department Management Priorities and Modernization Agenda**

**Summary Of Appropriations**

**U.S. Direct Hire Positions**

**Ten-Year Appropriations History**

**Public Diplomacy Resources**

**Department Of State Fee Collections**

**Legislative Language**



# **DEPARTMENT OF STATE MANAGEMENT PRIORITIES AND MODERNIZATION AGENDA**

## **DEPARTMENT OF STATE MANAGEMENT PRIORITIES AND THE SECRETARY’S MODERNIZATION AGENDA**

The Department of State’s FY 2024 Budget Request advances the Secretary’s Modernization Agenda that will enable the workforce to meet the challenges of today and tomorrow with an institution that is stronger and more effective in leading the United States’ engagement in the world. Modernized diplomacy means a future where State Department employees are trained and equipped to address the most important foreign policy challenges as they evolve. Creating this reality involves providing the Department’s workforce with more accessible data analytics essential to making more informed decisions; the capacity to develop and train throughout their career; and a work culture that accepts risk and manages it smartly.

Department management efforts will strengthen and empower the national security workforce, prioritize information technology modernization and cybersecurity, and improve customer experience and services. The FY 2024 Budget advances key lines of effort in order to build a stronger, more effective, more agile, more diverse institution, including the ongoing implementation of the Department’s plans for the “Future of Work.”

### **Strengthening and Empowering the Department of State Workforce**

#### Revitalizing the National Security and Foreign Policy Workforce

The President has made it a priority to strengthen and empower the national security workforce by building capacity and expertise in areas critical to national security; investing in specialized, diverse talent; and rewarding initiative and expertise. As a critical part of these efforts, the State Department is eliminating barriers to entry to employment in the Department, ensure opportunities for advancement for employees of all backgrounds, and promote an environment in which all employees feel valued and engaged. The Department will continue to promote an agile global workforce through updated recruitment, hiring, and retention practices that ensure the organization keep pace with the private sector in the competition for talent.

Under the Secretary’s Modernization Agenda, the Department will increase capacity and expertise in areas that will be critical to national security in the years ahead, particularly in strategic competition with the People’s Republic of China; climate; global health; cybersecurity and emerging technologies; economic statecraft; and multilateral diplomacy.

#### Strengthening the Talent Pipeline, Retaining Talented and Diverse Civil and Foreign Service employees, and Closing Skills Gaps

Consistent with the President’s Management Agenda and in alignment with Executive Order 14035 (“Diversity, Equity, Inclusion, and Accessibility in the Federal Workforce”), the FY 2024 Request includes resources that continue to build a workforce with the capacity to expand effective recruitment and hiring, support mission needs, and close mission-critical skill gaps. To achieve this, the Department’s Request will support targeted recruitment and modern assessment tools to attract talent from all segments of society. The Budget will also be utilized to institute reforms that improve staff retention; career development; performance management; work-life flexibility; and Foreign Service family member employment.

Harnessing an improved understanding of how targeted training and continuous learning support the advancement of foreign policy goals, the Department is successfully enabling its workforce to anticipate and prepare for

## DEPARTMENT OF STATE MANAGEMENT PRIORITIES AND MODERNIZATION AGENDA

emerging threats around the world.

Included in this approach is the development of a Professional Development and Training Float. The FY 2024 Budget funds 90 additional positions for the Float, which will provide employees with more opportunities for professional development throughout their careers, including exchanges and rotations in other government agencies, the private sector, and Congress. By doing this, the Float will help the Department build skills and knowledge to tackle today's complex, interconnected challenges. The additional personnel will enable the Department to execute these actions without understaffing bureaus and sacrificing readiness, thereby ensuring these operating units can meet their mission objectives.

To support the President's four equity-related Executive Orders, the Budget includes actions and proposals for new agency-wide initiatives to advance diversity, equity, inclusion, and accessibility (DEIA) within the global workforce. The Department is working to: improve DEIA in its workplace culture; eliminate barriers to entry and advancement; and institute practices and procedures that ensure all employees feel valued and engaged.

The FY 2024 Request's level of support for DEIA is \$76.2 million, which:

- aligns with the Administration's commitment to strengthening DEIA programs;
- continues the Department's paid internship program;
- provides workforce training in leadership and substantive areas focused on DEIA;
- includes efforts to support recruitment and retention of Department employees from varied backgrounds;
- promotes efforts to create and maintain workplace free of discrimination, harassment, or other behavior detrimental to an inclusive and positive work environment;
- integrates modernized recruitment methods which mirror industry best practices;
- expands Department efforts to promote employee understanding of DEIA;
- advances efforts to engage diverse stakeholders through policy and program consultation;
- provides increased support for persons with disabilities that now qualify for overseas employment at certain posts due to changes in the Department's worldwide availability policy; and,
- establishes a DEIA Data Dashboard to share demographic baseline data with the workforce.

### Mission-first, Agile, and Hybrid Workforce and Implementing the Future of Work

In the post-pandemic world, the Department has made progress in transitioning to a mission-first hybrid work environment that is resilient, agile, secure, and inclusive. This process has included: building on the lessons learned during the COVID-19 pandemic; leveraging best practices from the public and private sectors to expand workplace flexibilities and virtual work options; promoting better work-life balance; and supporting continued resilience among the workforce. Through the ongoing implementation of the Department's Future of Work plan, employees will be supported by modern technology, improved workplace functionality, and updated workforce policies.

The Future of Work is a long-term approach to modernizing where, when, and how the Department works in the post-pandemic world to remain competitive, agile, and secure in its diplomatic support of U.S. national security. The ongoing implementation of this innovative plan is necessary to ensure the Department can recruit, retain, and develop the best talent and equip them to succeed.

The plan has four lines of effort: flexible workforce policies; information technology (IT) modernization; strategic real property management; and cross-cutting efforts that include change management, communication, reporting, and learning.

# DEPARTMENT OF STATE MANAGEMENT PRIORITIES AND MODERNIZATION AGENDA

The Future of Work plan recognizes that the Department's workforce is in nearly 200 countries working to advance American interests, and that staff must have secure, mobile, and agile tools and technology to effectively respond to emerging opportunities and challenges.

Addressing these needs, the FY 2024 Budget:

- invests in the Department's infrastructure;
- expands domestic Future of Work enhancements, such as hoteling, sensitive compartmented information facility (SCIF) sharing, and data modernization;
- supports Global Wi-Fi, which will enable employees to better leverage technology to accomplish their work flexibly, efficiently, and securely around the world; and,
- procures 1,000 additional secure mobile devices expanding remote access to authorized information.

## IT Modernization and Cybersecurity

### Prioritizing IT Modernization and Cybersecurity and Data-Informed Diplomacy

To advance the United States' strategic goals across the world, the Department must be positioned to: manage today's cyber threats; be proactive in preventing future threats; strengthen data fluency; enhance collaboration; and elevate the use of secure, accessible, and integrated data in decision making.

The State Department Budget prioritizes IT Modernization and Cybersecurity, with the FY 2024 Request for IT totaling \$3.0 billion (*please see the Department IT Crosscut*), including \$735 million for Cybersecurity (*please see the Cybersecurity Crosscut*).

The Request includes increases to provide:

- streamlined and secure Cloud Services;
- enterprise-wide software licensing and maintenance;
- Special Incentive Pay to recruit and retain qualified and talented IT professionals;
- support the Enterprise Server Operations Center;
- expanded use of Robotic Process Automation and Artificial Intelligence in systems and software; applications; and,
- support to strengthen the Cybersecurity Integrity Center

Cybersecurity efforts prioritize the implementation of Zero Trust Architecture and investments in securing High Value Assets.

By streamlining and redesigning the IT funding and support models used for deploying and refreshing laptops, smartphones and other computing tools, the Department will be able to: efficiently transition to emerging technologies; leverage agile methods for IT decision-making; deploy new tools; refresh hardware and software remotely with secure, current generation products; and equitably distribute technology costs across operating units. Building on an initial pilot program, the Department is also planning to deploy laptops that can safely handle classified information.

Recognizing that data is a critical instrument of diplomacy, the Department promotes its global workforce's relevant skills and provides the tools needed to derive actionable mission insights from data; all of this is done while ensuring data assets are securely shared and effectively managed. FY 2024 investments in data analytics,

# DEPARTMENT OF STATE MANAGEMENT PRIORITIES AND MODERNIZATION AGENDA

integration, and accessibility facilitate the Secretary's Modernization Agenda, thereby allowing the Department to: integrate data into policy and decision making; increase cross-bureau and interagency data collaboration; enable a hybrid and global workforce; support crisis response and strategic competition; and improve access to federal data through the Department's Data.State platform. These investments will provide enhancements that generate efficiency, secure the Department's cyber posture, and institute a culture of evidence-informed policymaking.

## **Delivering Equitable and Effective Federal Services for all Americans**

### Improving Customer Experience and Delivering Services Powered by 21st Century Technology

In support of Executive Order 14058 (<https://www.federalregister.gov/documents/2021/12/16/2021-27380/transforming-federal-customer-experience-and-service-delivery-to-rebuild-trust-in-government>) and the 21<sup>st</sup> Century Integrated Digital Experience Act, the Department has multiple ongoing customer experience efforts and programs which total \$258.6 million in the FY 2024 Budget. Safe and secure international travel and passport and visa services for U.S. citizens and foreign nationals is one of the Department's highest priorities.

The Office of Management and Budget (OMB) has designated the State Department as a High Impact Service Provider (HISP) due to the Department's large customer base and the impact that the passport application and issuance process has on U.S. citizens and nationals. As such, the Department is committed to improving service delivery and transforming the customer experience by applying human-centered design research, as well as modernizing how customers engage with the Federal Government when seeking passport services.

In FY 2023, the Department's Bureau of Consular Affairs (CA) hired a Customer Experience (CX) Strategist to lead and coordinate CX efforts. The Strategist will continue provide CX expertise to offices and directorates throughout CA to: assist consular service design and improvement activities; undertake customer and user experience monitoring and research; incorporate CX measurements into data analytics activities and products; and institute CX tools and trainings for the Bureau, consular sections worldwide, and passport agencies across the country. These activities will ensure that consular services continue to be developed and improved by: coordinating activities to identify innovations and service improvements; identifying pain points for customers and users; and designing and testing solutions using qualitative feedback and experimental design methodology.

In implementing Passport Services, the Department will continue to support Online Passport Renewal (OPR), the development of an online DS-11 application, and the use of Secure Live Photo (SLP) at all passport agencies. Aimed at improving the customer experience, these activities will be bolstered by improved phone support and the Traveler and Enrollment (TIE) platform. Detailed actions undertaken in support of these efforts include:

- **Online Passport Renewal (OPR):** The Department plans to rollout the first phase of online passport (OPR) renewal capability to the public in calendar year 2023. To help improve the customer experience for overseas travelers, OPR will provide applicants renewing their passport with the online capability to: determine eligibility; make inquiries; upload required documents; schedule appointments; make payments; correspond with Department staff; and check the status of applications. Continuous feedback from customers via user-impact surveys will be critical to monitoring and enhancing user impact and accessibility. To support this effort, the Budget includes \$34 million for the Office of Consular Systems and Technology (CST) and \$129 million for Passport Services.
- **DS-11 applications:** The use of electronic DS-11 applications and reporting/replacement of lost or stolen products will replace the Travel Document Issuance System (TDIS). In execution, the functionality will resemble OPR, but the experience will be tailored to handle the unique steps related to processes involved

## **DEPARTMENT OF STATE MANAGEMENT PRIORITIES AND MODERNIZATION AGENDA**

in addressing lost or stolen products (e.g., passports). The FY 2024 Budget includes \$11.8 million for CST and \$500,000 for Passport Services in support of this effort.

- **Secure Live Photo (SLP):** This initiative reduces paper submissions of photos at Passport Agencies and passport acceptance facilities for customers applying for a first-issue passport, a child's passport, or other passport applications that must be submitted in person. The Budget includes \$11.9 million for CST to support this effort.
- **Call support:** The Department is working to improve the customer experience on the front end by resuming call support for those that prefer to speak with a customer service representative regarding how to apply for a passport. The Department is implementing a hybrid approach (telephone and website) to enhance customer choice. By doing so, the Department can provide a more efficient personalized service that recognizes the customer's preferred mode of engagement, while simultaneously creating operational efficiencies; these efficiencies then free up resources to handle those situations where the presence of a customer service representative adds the greatest value. The Budget includes \$57.1 million for Passport Services in support of this effort.
- **Traveler Information and Enrollment (TIE):** The TIE platform improves on the legacy Smart Traveler Enrollment Program (STEP) by enabling travelers to voluntarily register to receive information about their international destinations. With TIE, users will be able to register their travel plans with the Department, allowing for more tailored communication as they plan for and undertake travel abroad, especially if a crisis arises. The FY 2024 funding level for this effort is \$2.3 million.

To improve Visa Services, the Department will prioritize foil-less visas and the Digital Visa Authorization (DiVA) mobile device portal projects, which are exemplary of the Presidential Management Agenda's (PMA) modernization goal. These efforts make data sharing more efficient with partner agencies and visa applicants, in addition to improving the applicant experience through faster service and no courier pass-back requirement. DiVA also improves national security by: eliminating the chance of fraudulent changes to applicants' data on physical foils; reducing the possibility of counterfeiting; and requiring airlines to verify travelers in real time against a U.S. government system. The Budget includes \$12 million for CST to support this effort.

## SUMMARY OF APPROPRIATIONS

### *Summary of Appropriations* (\$ in thousands)

Summary Of Appropriations (\$ in thousands)	FY 2022 Actual	FY 2023 Adjusted Enacted	FY 2024 Request	Increase/ Decrease
<b>Administration of Foreign Affairs</b>	<b>\$11,870,569</b>	<b>\$12,395,807</b>	<b>\$13,333,764</b>	<b>937,957</b>
<b>State Programs</b>	<b>9,592,139</b>	<b>9,486,213</b>	<b>10,491,443</b>	<b>1,005,230</b>
<b>Diplomatic Programs</b>	<b>9,292,139</b>	<b>9,550,213</b>	<b>10,433,849</b>	<b>883,636</b>
Ongoing Operations 1/	5,503,940	5,736,506	6,367,681	631,175
<i>Additional Appropriations - Ongoing       Operations 2/, 3/</i>	346,730	60,000	-	(60,000)
Worldwide Security Protection	3,788,199	3,813,707	4,066,168	252,461
<b>Capital Investment Fund</b>	<b>300,000</b>	<b>389,000</b>	<b>491,594</b>	<b>102,594</b>
<i>Additional Appropriations - ITCF 4/</i>	34,170	-	-	-
<b>Consular Border Security Programs</b>	-	<b>(453,000)</b>	<b>(434,000)</b>	<b>19,000</b>
of which, Passport Application and Execution Fee (PAEF) Revenue	(400,000)	(453,000)	(434,000)	19,000
of which, Passport Application and Execution Fee (PAEF) Spending Authority	400,000	-	250,000	250,000
of which, Rescission of Unobligated Balances	-	-	(250,000)	(250,000)
<b>Embassy Security, Construction, and   Maintenance</b>	<b>1,313,149</b>	<b>1,915,821</b>	<b>1,839,182</b>	<b>(76,639)</b>
Ongoing Operations	850,722	902,615	917,381	14,766
Worldwide Security Upgrades	462,427	1,013,206	921,801	(91,405)
<i>Additional Appropriations - ESCM 5/</i>	110,000	-	-	-
<b>Other Administration of Foreign Affairs</b>	<b>965,281</b>	<b>993,773</b>	<b>1,003,139</b>	<b>9,366</b>
Office of Inspector General	131,458	133,700	133,670	(30)
<i>Additional Appropriations - OIG 6/, 7/</i>	8,000	5,500	-	(5,500)
Educational and Cultural Exchange Programs 8/	753,750	777,500	783,715	6,215
<i>Additional Appropriations - ECEP 9/</i>	9,400	-	-	-
Representation Expenses	7,415	7,415	7,415	-
Protection of Foreign Missions and Officials	30,890	30,890	30,890	-
Emergencies in the Diplomatic and Consular Service 10/	7,385	8,885	10,685	1,800
<i>Additional Appropriations - EDCS 11/</i>	317,900	-	-	-
Buying Power Maintenance Account	-	-	-	-
Repatriation Loans Program Account 12/	1,800	1,300	1,800	500
Payment to the American Institute in Taiwan	32,583	34,083	34,964	881

## SUMMARY OF APPROPRIATIONS

Summary Of Appropriations (\$ in thousands)	FY 2022 Actual	FY 2023 Adjusted Enacted	FY 2024 Request	Increase/ Decrease
<b>International Organizations</b>	<b>3,161,442</b>	<b>2,819,915</b>	<b>3,644,583</b>	<b>824,668</b>
Contributions to International Organizations	1,662,928	1,438,000	1,703,881	265,881
Contributions for International Peacekeeping Activities 13/	1,498,514	1,381,915	1,940,702	558,787
<b>International Commissions (Function 300)</b>	<b>180,854</b>	<b>192,888</b>	<b>172,133</b>	<b>(20,755)</b>
International Boundary and Water Commission - S&E	51,970	57,935	64,800	6,865
International Boundary and Water Commission - Construction	51,030	53,030	40,024	(13,006)
American Sections	15,008	16,204	13,505	(2,699)
International Joint Commission	10,802	10,881	11,087	206
International Boundary Commission	2,304	2,323	2,418	95
Border Environment Cooperation Commission	1,902	3,000	-	(3,000)
International Fisheries Commissions	62,846	65,719	53,804	(11,915)
<b>Related Programs</b>	<b>356,200</b>	<b>359,000</b>	<b>345,255</b>	<b>(13,745)</b>
The Asia Foundation	21,500	22,000	23,000	1,000
National Endowment for Democracy	315,000	315,000	300,000	(15,000)
East-West Center	19,700	22,000	22,255	255
<b>Special and Trust Funds</b>	<b>1,270</b>	<b>1,186</b>	<b>1,244</b>	<b>58</b>
Center for Middle Eastern-Western Dialogue	240	177	203	26
Eisenhower Exchange Fellowship Program	170	175	180	5
Israeli Arab Scholarship Program	117	91	117	26
International Chancery Center	743	743	744	1
Foreign Service Retirement and Disability Fund (non-add)	158,900	158,900	158,900	-
<b>TOTAL, Department of State Appropriations</b>	<b>15,570,335</b>	<b>15,768,796</b>	<b>17,496,979</b>	<b>1,728,183</b>
<b>TOTAL, Additional Appropriations</b>	<b>826,200</b>	<b>65,500</b>	<b>-</b>	<b>(65,500)</b>
<b>GRAND TOTAL, Department of State Appropriations</b>	<b>16,396,535</b>	<b>15,834,296</b>	<b>17,496,979</b>	<b>1,662,683</b>

1/ FY 2022 Actuals include \$114 million transferred in from the Buying Power Maintenance Account, \$100,000 transferred in from CIPA and \$750,000 transferred out to the Educational and Cultural Exchanges Programs Account.

2/ FY 2022 Additional Funding includes \$44.3 million from the Additional Afghanistan Supplemental Appropriations Act, 2022 (P.L. 117-70), \$95.8 million from the Ukraine Supplemental Appropriations Act, 2022 (P.L. 117-103) and \$180.6 million from the Additional Ukraine Supplemental Appropriations Act, 2022 (P.L. 117-128). Also includes \$26 million Ukraine supplemental transfer from ESF.

3/ FY 2023 Additional Funding includes \$147.1 million from the Additional Ukraine Supplemental Appropriations Act, 2022 (P.L. 117-328) of which, \$87.1 million is presented as part of the enduring base.

## SUMMARY OF APPROPRIATIONS

4/ FY 2022 Additional Funding includes \$24.2 million from the Ukraine Supplemental Appropriations Act, 2022 (P.L.117-103) and \$10 million from the Additional Ukraine Supplemental Appropriations Act, 2022 (P.L.117-128).

5/ FY 2022 Additional Funding includes \$110 million from the Additional Ukraine Supplemental Appropriations Act, 2022 (P.L.117-128).

6/ FY 2022 Additional Funding includes \$4 million from the Ukraine Supplemental Appropriations Act, 2022 (P.L.117-103) and \$4 million from the Additional Ukraine Supplemental Appropriations Act, 2022 (P.L.117-128).

7/ FY 2023 Additional Funding includes \$5.5 million from the Additional Ukraine Supplemental Appropriations Act, 2022 (P.L.117-328).

8/ FY 2022 Actuals include \$750,000 transferred in from the Diplomatic Programs Account.

9/ FY 2022 Additional Funding includes \$9.4 million from the Additional Ukraine Supplemental Appropriations Act, 2022 (P.L.117-128).

10/ FY 2022 Actuals include \$500,000 transferred out to the Repatriation Loan Program Account.

11/ FY 2022 Additional Funding includes \$276.9 million from the Afghanistan Supplemental Appropriations Act, 2022 (P.L.117-43), \$36 million from the Additional Afghanistan Supplemental Appropriations Act, 2022 (P.L.117-70) and \$5 million from the Ukraine Supplemental Appropriations Act, 2022 (P.L.117-103).

12/ FY 2022 Actuals include \$500,000 transferred in from the Emergencies in the Diplomatic and Consular Services Account.

13/ FY 2022 Actuals include \$100,000 transferred out to the Diplomatic Programs Account.



## U.S. DIRECT HIRE FUNDED POSITIONS

*Department of State*  
*U.S Direct Hire Funded Positions: Employment Ceiling for Fund Sources*

Account/Bureaus	FY 2022 Actuals			FY23 Adjusted Enacted			FY 2024 Position Increases			FY 2024 Request		
	Civil Service	Foreign Service	Total Positions	Civil Service	Foreign Service	Total Positions	Civil Service	Foreign Service	Total Positions	Civil Service	Foreign Service	Total Positions
<b>Subtotal - Program Operations</b>	<b>6,606</b>	<b>7,913</b>	<b>14,519</b>	<b>6,723</b>	<b>8,100</b>	<b>14,823</b>	<b>90</b>	<b>129</b>	<b>219</b>	<b>6,813</b>	<b>8,229</b>	<b>15,042</b>
<b>Subtotal - Public Diplomacy</b>	<b>329</b>	<b>848</b>	<b>1,177</b>	<b>334</b>	<b>857</b>	<b>1,191</b>	<b>2</b>	<b>8</b>	<b>10</b>	<b>336</b>	<b>865</b>	<b>1,201</b>
<b>Total - DP Ongoing Operations</b>	<b>6,935</b>	<b>8,761</b>	<b>15,701</b>	<b>7,057</b>	<b>8,957</b>	<b>16,014</b>	<b>92</b>	<b>137</b>	<b>229</b>	<b>7,149</b>	<b>9,094</b>	<b>16,243</b>
<b>Worldwide Security Protection</b>	<b>1,148</b>	<b>2,630</b>	<b>3,778</b>	<b>1,194</b>	<b>2,642</b>	<b>3,836</b>	-	-	-	<b>1,194</b>	<b>2,642</b>	<b>3,836</b>
<b>TOTAL - DP</b>	<b>8,083</b>	<b>11,391</b>	<b>19,474</b>	<b>8,251</b>	<b>11,599</b>	<b>19,850</b>	<b>92</b>	<b>137</b>	<b>229</b>	<b>8,343</b>	<b>11,736</b>	<b>20,079</b>
<b>Other State Programs</b>	<b>4,793</b>	<b>2,803</b>	<b>7,596</b>	<b>4,804</b>	<b>2,883</b>	<b>7,687</b>	<b>230</b>	<b>3</b>	<b>233</b>	<b>5,034</b>	<b>2,886</b>	<b>7,920</b>
Consular Border Security Program	2,544	2,143	4,687	2,545	2,223	4,768	203	1	204	2,748	2,224	4,972
Embassy Security, Construction and Maintenance	582	440	1,022	582	440	1,022	11	-	11	593	440	1,033
<b>Other Administration of Foreign Affairs</b>	<b>749</b>	<b>179</b>	<b>928</b>	<b>749</b>	<b>179</b>	<b>928</b>	<b>16</b>	<b>2</b>	<b>18</b>	<b>765</b>	<b>181</b>	<b>946</b>
Office of the Inspector General	281	48	329	281	48	329	15	-	15	296	48	344
Educational and Cultural Exchange Programs	468	131	599	468	131	599	1	2	3	469	133	602
<b>International Commissions &amp; WCF</b>	<b>918</b>	<b>41</b>	<b>959</b>	<b>928</b>	<b>41</b>	<b>969</b>	-	-	-	<b>928</b>	<b>41</b>	<b>969</b>
International Boundary and Water Commission - S&E	253	-	253	263	-	263	-	-	-	263	-	263
American Sections	31	-	31	31	-	31	-	-	-	31	-	31
International Joint Commission	23	-	23	23	-	23	-	-	-	23	-	23
International Boundary Commission	8	-	8	8	-	8	-	-	-	8	-	8
Working Capital Fund	634	41	675	634	41	675	-	-	-	634	41	675
<b>SUBTOTAL - DIPLOMATIC ENGAGEMENT</b>	<b>12,876</b>	<b>14,194</b>	<b>27,070</b>	<b>13,055</b>	<b>14,482</b>	<b>27,537</b>	<b>322</b>	<b>140</b>	<b>462</b>	<b>13,377</b>	<b>14,622</b>	<b>27,999</b>

## U.S. DIRECT HIRE FUNDED POSITIONS

Account/Bureaus	FY 2022 Actuals			FY23 Adjusted Enacted			FY 2024 Position Increases			FY 2024 Request		
	Civil Service	Foreign Service	Total Positions	Civil Service	Foreign Service	Total Positions	Civil Service	Foreign Service	Total Positions	Civil Service	Foreign Service	Total Positions
<b>FOREIGN ASSISTANCE</b>												
PEPFAR (includes S/GAC and GHSD)	106	42	148	106	42	148	-	-	-	106	42	148
International Narcotics and Law Enforcement	349	167	516	349	167	516	-	6	6	349	173	522
Migration and Refugee Assistance (PRM)	207	118	325	207	118	325	29	18	47	236	136	372
<b>SUBTOTAL - FOREIGN ASSISTANCE</b>	<b>662</b>	<b>327</b>	<b>989</b>	<b>662</b>	<b>327</b>	<b>989</b>	<b>29</b>	<b>24</b>	<b>53</b>	<b>691</b>	<b>351</b>	<b>1,042</b>
<b>TOTAL - DEPARTMENT OF STATE POSITIONS</b>	<b>13,538</b>	<b>14,521</b>	<b>28,059</b>	<b>13,717</b>	<b>14,809</b>	<b>28,526</b>	<b>351</b>	<b>164</b>	<b>515</b>	<b>14,068</b>	<b>14,973</b>	<b>29,041</b>

# DEPARTMENT OF STATE APPROPRIATIONS – TEN YEAR HISTORY

## *Department of State Enduring Appropriations Ten Year History* (\$ In Thousands)

	FY 2015 Actual <sup>1/</sup>	FY 2016 Actual <sup>1/</sup>	FY 2017 Actual <sup>1/</sup>	FY 2018 Actual <sup>1/</sup>	FY 2019 Actual <sup>1/</sup>	FY 2020 Actual <sup>1/</sup>	FY 2021 Actual <sup>1/</sup>	FY 2022 Actual <sup>1/</sup>	FY 2023 Adjusted Enacted	FY 2024 Request
<b>Administration of Foreign Affairs</b>										
State Programs										
Diplomatic Programs: Ongoing Operations	4,427,954	4,295,157	4,325,778	4,463,371	4,558,198	5,410,968	5,215,665	5,503,940	5,736,506	6,367,681
Ongoing Operations – OCO	361,097	595,176	720,387	599,849	599,849	-	-	-	-	-
<i>Ongoing Operations. Additional Appropriations <sup>2/, 3/, 4/</sup></i>	-	-	-	-	-	-	204,000	346,730	60,000	-
<b>Subtotal, Ongoing Operations</b>	<b>4,789,051</b>	<b>4,890,333</b>	<b>5,046,165</b>	<b>5,063,220</b>	<b>5,158,047</b>	<b>5,410,968</b>	<b>5,215,665</b>	<b>5,850,670</b>	<b>5,796,506</b>	<b>6,367,681</b>
DP – Worldwide Security Protection	2,128,115	1,428,468	1,899,479	1,380,752	1,469,777	1,469,777	1,677,477	3,788,199	3,813,707	4,066,168
DP – Worldwide Security Protection - OCO	989,706	1,966,632	2,742,399	2,376,122	2,626,122	2,626,122	2,226,122	-	-	-
DP – Worldwide Security Protection Rescission of PY Balances	-	-	-	-	-301,200	-250,000	-360,123	-	-	-
<b>Subtotal, WSP</b>	<b>3,117,821</b>	<b>3,395,100</b>	<b>4,641,878</b>	<b>3,756,874</b>	<b>3,794,699</b>	<b>3,845,899</b>	<b>3,543,476</b>	<b>3,788,199</b>	<b>3,813,707</b>	<b>4,066,168</b>
Consular Border Security Programs (CBSP)	-	-	-	-	-	273,077	-	-	(453,000)	(434,000)

## DEPARTMENT OF STATE APPROPRIATIONS – TEN YEAR HISTORY

	FY 2015 Actual <sup>1/</sup>	FY 2016 Actual <sup>1/</sup>	FY 2017 Actual <sup>1/</sup>	FY 2018 Actual <sup>1/</sup>	FY 2019 Actual <sup>1/</sup>	FY 2020 Actual <sup>1/</sup>	FY 2021 Actual <sup>1/</sup>	FY 2022 Actual <sup>1/</sup>	FY 2023 Adjusted Enacted	FY 2024 Request
<i>of which, Passport Application and Execution Fee (PAEF) Revenue</i>	-	-	-	-	-	-	300,000	(400,000)	(453,000)	(434,000)
<i>of which, Passport Application and Execution Fee (PAEF) Spending Authority</i>	-	-	-	-	-	-	-	400,000	-	250,000
<i>of which, Rescission of Unobligated Balances</i>	-	-	-	-	-	-	-	-	-	(250,000)
<b>Subtotal, Diplomatic Programs &amp; CBSP</b>	<b>7,906,872</b>	<b>8,285,433</b>	<b>9,688,043</b>	<b>8,820,094</b>	<b>8,952,746</b>	<b>9,529,944</b>	<b>8,759,141</b>	<b>9,638,869</b>	<b>9,157,213</b>	<b>9,999,849</b>
Capital Investment. Fund	56,400	66,400	12,600	103,400	92,770	139,500	250,000	300,000	389,000	491,594
<i>Additional Appropriations - ITCF <sup>5/</sup></i>	-	-	-	-	-	-	-	34,170	-	-
<b>Subtotal, State Programs</b>	<b>7,963,272</b>	<b>8,351,833</b>	<b>9,700,643</b>	<b>8,923,494</b>	<b>9,045,516</b>	<b>9,669,444</b>	<b>9,009,141</b>	<b>9,973,039</b>	<b>9,546,213</b>	<b>10,491,443</b>
<i>Sudan Claims Resolution - Additional Appropriations</i>	-	-	-	-	-	-	150,000	-	-	-
Embassy Security, Construction & Maintenance										
Ongoing Operations	822,950	785,534	752,935	765,459	777,200	769,800	769,055	850,722	902,615	917,381
Ongoing Operations- OCO	10,800	134,800	36,711	-	-	-	-	-	-	-

## DEPARTMENT OF STATE APPROPRIATIONS – TEN YEAR HISTORY

	FY 2015 Actual <sup>1/</sup>	FY 2016 Actual <sup>1/</sup>	FY 2017 Actual <sup>1/</sup>	FY 2018 Actual <sup>1/</sup>	FY 2019 Actual <sup>1/</sup>	FY 2020 Actual <sup>1/</sup>	FY 2021 Actual <sup>1/</sup>	FY 2022 Actual <sup>1/</sup>	FY 2023 Adjusted Enacted	FY 2024 Request
<b>Subtotal, ESCM Ongoing Operations</b>	<b>833,750</b>	<b>920,334</b>	<b>789,646</b>	<b>765,459</b>	<b>777,200</b>	<b>769,800</b>	<b>769,055</b>	<b>850,722</b>	<b>902,615</b>	<b>917,381</b>
Worldwide Security Upgrades	1,240,500	688,799	364,924	1,477,237	1,198,249	781,562	357,107	462,427	1,055,206	1,095,801
Worldwide Security Upgrades - OCO	250,000	613,051	1,856,500	71,778	-	424,087	824,287	-	-	-
Worldwide Security Upgrades - Additional Appropriations <sup>6/</sup>	-	-	-	-	-	-	-	110,000	-	-
Worldwide Security Upgrades Rescission of PY Unobligated Balances)	-	-	-	-	-	(242,462)	-	-	(42,000)	(174,000)
<b>Subtotal, ESCM WSU</b>	<b>1,490,500</b>	<b>1,301,850</b>	<b>2,221,424</b>	<b>1,549,015</b>	<b>1,198,249</b>	<b>963,187</b>	<b>1,181,394</b>	<b>572,427</b>	<b>1,013,206</b>	<b>921,801</b>
Subtotal, Embassy Security, Construction & Maintenance	2,324,250	2,222,184	3,011,070	2,314,474	1,975,449	1,732,987	1,950,449	1,423,149	1,915,821	1,839,182
Conflict Stabilization Operations	22,732	-	-	-	-	-	-	-	-	-
Conflict Stabilization Operations - OCO	15,000	-	-	-	-	-	-	-	-	-
<b>Subtotal, CSO</b>	<b>37,732</b>	<b>-</b>	<b>-</b>	<b>-</b>	<b>-</b>	<b>-</b>	<b>-</b>	<b>-</b>	<b>-</b>	<b>-</b>
Office of Inspector General	73,400	72,700	87,069	77,629	90,829	90,829	90,829	131,458	133,700	133,670
Additional Appropriations - OIG <sup>7/, 8/</sup>	-	-	-	-	-	-	-	8,000	5,500	-

## DEPARTMENT OF STATE APPROPRIATIONS – TEN YEAR HISTORY

	FY 2015 Actual <sup>1/</sup>	FY 2016 Actual <sup>1/</sup>	FY 2017 Actual <sup>1/</sup>	FY 2018 Actual <sup>1/</sup>	FY 2019 Actual <sup>1/</sup>	FY 2020 Actual <sup>1/</sup>	FY 2021 Actual <sup>1/</sup>	FY 2022 Actual <sup>1/</sup>	FY 2023 Adjusted Enacted	FY 2024 Request
Office of Inspector General - OCO	56,900	66,600	57,400	68,100	54,900	54,900	54,900	-	-	-
<b>Subtotal, OIG</b>	<b>130,300</b>	<b>139,300</b>	<b>144,469</b>	<b>145,729</b>	<b>145,729</b>	<b>145,729</b>	<b>145,729</b>	<b>139,458</b>	<b>139,200</b>	<b>133,670</b>
Educational & Cultural Exchange Programs <sup>9/</sup>	594,915	599,211	634,143	646,143	700,946	735,700	740,300	753,750	777,500	783,715
<i>Additional Appropriations - ECEP <sup>10/</sup></i>	-	-	-	-	-	-	-	9,400	-	-
<b>Subtotal, ECA</b>	<b>594,915</b>	<b>599,211</b>	<b>634,143</b>	<b>646,143</b>	<b>700,946</b>	<b>735,700</b>	<b>740,300</b>	<b>763,150</b>	<b>777,500</b>	<b>783,715</b>
Representation Expenses	8,030	8,030	8,030	8,030	8,030	6,852	7,415	7,415	7,415	7,415
Protection of Foreign Missions & Officials	30,036	30,036	30,344	30,890	30,890	30,890	30,890	30,890	30,890	30,890
Emergencies in the Diplomatic & Consular Service	7,900	11,900	7,900	7,885	7,885	267,885	157,885	7,385	8,885	10,685
<i>Additional Appropriations - EDCS <sup>11/, 12/</sup></i>	-	-	-	-	-	-	-	317,900	-	-
Repatriation Loans Program Account <sup>13/</sup>	1,300	2,300	1,300	1,300	1,300	1,300	2,500	1,800	1,300	1,800
Payment to the American Institute in Taiwan	30,000	30,000	31,963	31,963	31,963	31,963	31,963	32,583	34,083	34,964
<i>Foreign Service Retirement &amp; Disability Fund (Mandatory, non-add)</i>	<i>158,900</i>	<i>158,900</i>	<i>158,900</i>	<i>158,900</i>	<i>158,900</i>	<i>158,900</i>	<i>158,900</i>	<i>158,900</i>	<i>158,900</i>	<i>158,900</i>
<b>Subtotal, Administration of Foreign Affairs</b>	<b>11,127,735</b>	<b>11,394,794</b>	<b>13,569,862</b>	<b>12,109,908</b>	<b>11,947,708</b>	<b>12,622,750</b>	<b>12,076,272</b>	<b>12,696,769</b>	<b>12,461,307</b>	<b>13,333,764</b>

## DEPARTMENT OF STATE APPROPRIATIONS – TEN YEAR HISTORY

	FY 2015 Actual <sup>1/</sup>	FY 2016 Actual <sup>1/</sup>	FY 2017 Actual <sup>1/</sup>	FY 2018 Actual <sup>1/</sup>	FY 2019 Actual <sup>1/</sup>	FY 2020 Actual <sup>1/</sup>	FY 2021 Actual <sup>1/</sup>	FY 2022 Actual <sup>1/</sup>	FY 2023 Adjusted Enacted	FY 2024 Request
<b>International Organizations</b>										
Contributions to International Organizations	1,422,159	1,344,458	1,262,966	1,371,168	1,264,030	1,377,566	1,409,688	1,662,928	1,438,000	1,703,881
Contributions to International Organizations - OCO	74,400	101,728	96,240	96,240	96,240	96,240	96,240	-	-	-
<b>Subtotal, CIO</b>	<b>1,496,559</b>	<b>1,446,186</b>	<b>1,359,206</b>	<b>1,467,408</b>	<b>1,360,270</b>	<b>1,473,806</b>	<b>1,505,928</b>	<b>1,662,928</b>	<b>1,438,000</b>	<b>1,703,881</b>
Contributions for International Peacekeeping Activities <sup>14/</sup>	2,118,791	666,474	552,804	414,524	562,244	537,627	750,220	1,498,514	1,381,915	1,940,702
Contributions for International Peacekeeping Activities - OCO	-	1,794,088	1,354,660	967,456	988,656	988,656	705,994	-	-	-
<b>Subtotal, CIPA</b>	<b>2,118,791</b>	<b>2,460,562</b>	<b>1,907,464</b>	<b>1,381,980</b>	<b>1,550,900</b>	<b>1,526,283</b>	<b>1,456,214</b>	<b>1,498,514</b>	<b>1,381,915</b>	<b>1,940,702</b>
<b>Subtotal, International Organizations</b>	<b>3,615,350</b>	<b>3,906,748</b>	<b>3,266,670</b>	<b>2,849,388</b>	<b>2,911,170</b>	<b>3,000,089</b>	<b>2,962,142</b>	<b>3,161,442</b>	<b>2,819,915</b>	<b>3,644,583</b>

<b>International Commissions (Function 300)</b>										
International Boundary & Water Commission - Salaries & Expenses	44,707	45,307	48,134	48,134	48,134	48,170	49,770	51,970	57,935	64,800
International Boundary & Water Commission – Construction	29,000	28,400	29,400	29,400	29,400	36,900	49,000	51,030	53,030	40,024
American Sections	12,561	12,330	12,258	13,258	13,258	15,008	15,008	15,008	16,204	13,505
International Joint Commissions	7,663	7,508	7,552	8,052	8,052	9,802	10,802	10,802	10,881	11,087

## DEPARTMENT OF STATE APPROPRIATIONS – TEN YEAR HISTORY

	FY 2015 Actual <sup>1/</sup>	FY 2016 Actual <sup>1/</sup>	FY 2017 Actual <sup>1/</sup>	FY 2018 Actual <sup>1/</sup>	FY 2019 Actual <sup>1/</sup>	FY 2020 Actual <sup>1/</sup>	FY 2021 Actual <sup>1/</sup>	FY 2022 Actual <sup>1/</sup>	FY 2023 Adjusted Enacted	FY 2024 Request
International Boundary Commissions	2,525	2,422	2,304	2,304	2,304	2,304	2,304	2,304	2,323	2,418
Border Environment Cooperation Commission	2,373	2,400	2,402	2,902	2,902	2,902	1,902	1,902	3,000	-
International Fisheries Commissions	36,681	36,681	37,502	46,356	50,651	62,718	62,846	62,846	65,719	53,804
<b>Subtotal, International Commissions (Function 300)</b>	<b>122,949</b>	<b>122,718</b>	<b>127,294</b>	<b>137,148</b>	<b>141,443</b>	<b>162,796</b>	<b>176,624</b>	<b>180,854</b>	<b>192,888</b>	<b>172,133</b>

<b>Related Programs</b>										
The Asia Foundation	17,000	17,000	17,000	17,000	17,000	19,000	20,000	21,500	22,000	23,000
Center for Middle Eastern-Western Dialogue – Program	105	130	155	140	185	245	204	240	177	203
Eisenhower Exchange Fellowship Program	455	189	156	158	190	270	93	170	175	180
Israeli Arab Scholarship Program	24	47	58	65	68	124	119	117	91	117
East-West Center	16,700	16,700	16,700	16,700	16,700	16,700	19,700	19,700	22,000	22,255
National Endowment for Democracy	135,000	170,000	170,000	170,000	180,000	300,000	300,000	315,000	315,000	300,000
International Chancery Center	533	743	1,320	743	743	743	2,743	743	743	744
<b>Subtotal, Related Programs</b>	<b>169,817</b>	<b>204,809</b>	<b>205,389</b>	<b>204,806</b>	<b>214,886</b>	<b>337,082</b>	<b>342,859</b>	<b>357,470</b>	<b>360,186</b>	<b>346,499</b>



## DEPARTMENT OF STATE APPROPRIATIONS – TEN YEAR HISTORY

	FY 2015 Actual <sup>1/</sup>	FY 2016 Actual <sup>1/</sup>	FY 2017 Actual <sup>1/</sup>	FY 2018 Actual <sup>1/</sup>	FY 2019 Actual <sup>1/</sup>	FY 2020 Actual <sup>1/</sup>	FY 2021 Actual <sup>1/</sup>	FY 2022 Actual <sup>1/</sup>	FY 2023 Adjusted Enacted	FY 2024 Request
<b>SUBTOTAL, DEPARTMENT OF STATE APPROP: ENDURING &amp; OCO</b>	<b>15,035,851</b>	<b>15,629,069</b>	<b>17,169,215</b>	<b>15,301,250</b>	<b>15,215,207</b>	<b>16,122,717</b>	<b>15,557,897</b>	<b>15,570,335</b>	<b>15,768,796</b>	<b>17,670,979</b>
<b>SUBTOTAL, ADDITIONAL APPROP.</b>	<b>-</b>	<b>-</b>	<b>-</b>	<b>-</b>	<b>-</b>	<b>-</b>	<b>654,000</b>	<b>826,200</b>	<b>65,500</b>	<b>(174,000)</b>

<b>TOTAL, DEPT. OF STATE APPROP.</b>	<b>15,035,851</b>	<b>15,629,069</b>	<b>17,169,215</b>	<b>15,301,250</b>	<b>15,215,207</b>	<b>16,122,717</b>	<b>16,211,897</b>	<b>16,396,535</b>	<b>15,834,296</b>	<b>17,496,979</b>
--	-------------------	-------------------	-------------------	-------------------	-------------------	-------------------	-------------------	-------------------	-------------------	-------------------

1/ Actuals/Enacted level include transfers.

2/ FY 2022 Actuals include \$114 million transferred in from the Buying Power Maintenance Account, \$100,000 transferred in from CIPA and \$750,000 transferred out to the Educational and Cultural Exchanges Programs Account.

3/ FY 2022 Additional Funding includes \$44.3 million from the Additional Afghanistan Supplemental Appropriations Act, 2022 (P.L.117-70), \$95.8 million from the Ukraine Supplemental Appropriations Act, 2022 (P.L.117-103) and \$180.6 million from the Additional Ukraine Supplemental Appropriations Act, 2022 (P.L.117-128). Also includes \$26 million Ukraine supplemental transfer from ESF.

4/ FY 2023 Additional Funding includes \$147.1 million from the Additional Ukraine Supplemental Appropriations Act, 2022 (P.L.117-328) of which, \$87.1 million is presented as part of the enduring base.

5/ FY 2022 Additional Funding includes \$24.2 million from the Ukraine Supplemental Appropriations Act, 2022 (P.L.117-103) and \$10 million from the Additional Ukraine Supplemental Appropriations Act, 2022 (P.L.117-128).

6/ FY 2022 Additional Funding includes \$110 million from the Additional Ukraine Supplemental Appropriations Act, 2022 (P.L.117-128).

7/ FY 2022 Additional Funding includes \$4 million from the Ukraine Supplemental Appropriations Act, 2022 (P.L.117-103) and \$4 million from the Additional Ukraine Supplemental Appropriations Act, 2022 (P.L.117-128).

8/ FY 2023 Additional Funding includes \$5.5 million from the Additional Ukraine Supplemental Appropriations Act, 2022 (P.L.117-328).

9/ FY 2022 Actuals include \$750,000 transferred in from the Diplomatic Programs Account.

10/ FY 2022 Additional Funding includes \$9.4 million from the Additional Ukraine Supplemental Appropriations Act, 2022 (P.L.117-128).

11/ FY 2022 Actuals include \$500,000 transferred out to the Repatriation Loan Program Account.

12/ FY 2022 Additional Funding includes \$276.9 million from the Afghanistan Supplemental Appropriations Act, 2022 (P.L.117-43), \$36 million from the Additional Afghanistan Supplemental Appropriations Act, 2022 (P.L.117-70) and \$5 million from the Ukraine Supplemental Appropriations Act, 2022 (P.L.117-103).

13/ FY 2022 Actuals include \$500,000 transferred in from the Emergencies in the Diplomatic and Consular Services Account.

14/ FY 2022 Actuals include \$100,000 transferred out to the Diplomatic Programs Account.

## PUBLIC DIPLOMACY RESOURCES

### *Public Diplomacy Resource Summary*

(\$ in thousands)

Public Diplomacy Resource Summary	FY 2022 Actual				FY 2023 Adjusted Enacted				FY 2024 Request			
	Pos	American Salaries	Bureau Managed	Total	Pos	American Salaries	Bureau Managed	Total	Pos	American Salaries	Bureau Managed	Total
Regional Bureaus	819	150,131	325,296	475,427	833	160,091	303,234	463,325	841	170,369	333,112	503,481
Global Public Affairs	185	34,431	28,206	62,637	185	35,765	28,129	63,894	186	37,066	30,376	67,442
Global Engagement Center	10	4,369	45,000	49,369	10	4,442	44,877	49,319	10	5,419	48,179	53,598
Functional Bureaus	163	26,697	47,149	73,846	163	27,711	47,939	75,650	164	28,852	79,854	108,706
Payment - FSNSLTF	-	-	5,019	5,019	-	-	5,185	5,185	-	114	5,185	5,299
<b>Subtotal, Diplomatic Programs, Public Diplomacy</b>	<b>1,177</b>	<b>215,628</b>	<b>450,670</b>	<b>666,298</b>	<b>1,191</b>	<b>228,009</b>	<b>429,364</b>	<b>657,373</b>	<b>1,201</b>	<b>241,820</b>	<b>496,706</b>	<b>738,526</b>
Global Public Affairs	137	21,009	40,122	61,131	137	23,044	40,143	63,187	137	23,680	43,430	67,110
Global Engagement Center - Domestic Collaboration Initiatives	-	-	12,000	12,000	-	-	12,000	12,000	-	-	14,158	14,158
<b>Subtotal, Other Diplomatic Programs</b>	<b>137</b>	<b>21,009</b>	<b>52,122</b>	<b>73,131</b>	<b>137</b>	<b>23,044</b>	<b>52,1438</b>	<b>75,187</b>	<b>137</b>	<b>23,680</b>	<b>57,588</b>	<b>1,268</b>
Sect 810 USIEE Act Fees	70	-	7,000	7,000	70	-	7,000	7,000	70	-	7,000	7,000
Representation Expenses	-	-	1,638	1,638	-	-	1,732	1,732	-	-	1,780	1,780
Educational and Cultural Exchanges	599	-	753,750	753,750	599	-	777,500	777,500	602	-	783,715	783,715
East-West Center	-	-	19,700	19,700	-	-	22,000	22,000	-	-	20,255	20,255
Eisenhower Exchange Fellowship Program	-	-	170	170	-	-	175	175	-	-	180	180
Israeli Arab Scholarship Program	-	-	119	119	-	-	91	91	-	-	117	117
<b>Subtotal, Other</b>	<b>669</b>	<b>-</b>	<b>782,377</b>	<b>782,377</b>	<b>669</b>	<b>-</b>	<b>818,498</b>	<b>808,498</b>	<b>672</b>	<b>-</b>	<b>818,047</b>	<b>818,047</b>
<b>Total, Public Diplomacy</b>	<b>1,983</b>	<b>236,637</b>	<b>1,285,169</b>	<b>1,521,806</b>	<b>1,997</b>	<b>251,053</b>	<b>1,290,005</b>	<b>1,541,058</b>	<b>2,010</b>	<b>265,500</b>	<b>1,367,341</b>	<b>1,632,841</b>

# DEPARTMENT OF STATE FEE COLLECTIONS

## *Overview*

Like most U.S. Government agencies, the Department has the authority to charge user fees pursuant to 31 U.S.C. 9701. The Department also has specific statutory authority to charge certain other fees, including consular fees (e.g., 8 U.S.C. 1351; 22 U.S.C. 214, 4215, 4219), as well as registration fees for expenses incurred by the Directorate of Defense Trade Control for licensing, compliance, and enforcement activities related to the defense trade control function (22 U.S.C. 2717). While the Department is required to deposit some of these fees into the Treasury Department miscellaneous receipts account in accordance with 31 U.S.C. 3302(b), a number of fee authorities specifically permit the Department to retain the fees collected.

The Department of State, Foreign Operations, and Related Programs Appropriations Act, 2017 created a new Consular and Border Security Programs (CBSP) account, effective as of FY 2019, to collect receipts from most retained consular fees. The FY 2024 Request includes the fees listed under the Bureau of Consular Affairs (CA) heading detailed below and the funds will support the provision of consular services. The listed fees include the fee for waiver of the two-year residency requirement for exchange visitors seeking to adjust status (known as the “J- Waiver” fee) and the portion of Fraud Prevention and Detection (H&L) fees made available to the Department for certain fraud prevention and detection activities. Both of these fees are used to support the provision of certain consular services but are not deposited in the CBSP account.

The existing authorities for major fee collections retained by the Department are listed below, along with the use of each fee. In addition, as included in the Legislative Language chapter, the Department is requesting additional collection authority for the National Museum of American Diplomacy.

## *Fee Collections by Bureau*

### **Bureau of Consular Affairs**

#### **J-1 Waiver Fees**

Section 810 of the United States Information and Educational Exchange Act (22 U.S.C. 1475e) authorizes the Department to receive fees and payments in connection with Exchange Visitor Program (EVP) Services. Section 810 fees pertaining to processing INA 212(E) waivers for certain former exchange visitors (“J-Waiver”) are deposited in the Diplomatic Programs account but are used for consular support. J-Waiver Fee revenue and spending for consular services is reflected in the chapter on the CBSP account.

#### **Expedited Passport Fees**

The Departments of Commerce, Justice, and State, the Judiciary, and Related Agencies Appropriations Act, 1995, P.L. 103-317) (22 U.S.C. 214 note), authorizes the Department to retain a fee for expedited passport services, to be deposited as an offsetting collection to the Diplomatic Programs or CBSP account. As started in FY 2022, expedited passport fees are deposited solely in the CBSP account.

## DEPARTMENT OF STATE FEE COLLECTIONS

### Passport Security Surcharge and Immigrant Visa Security Surcharge

The Departments of Commerce, Justice, and State, the Judiciary, and Related Agencies Appropriations Act, 2005 (8 U.S.C. 1714), authorizes the Department to charge and retain immigrant visa (IVSS) and passport security (PSS) surcharges related to consular services in support of enhanced border security. These fees finance a significant portion of the Department's Border Security Program. [*See also:* Department of State Authorities Act of 2006 (P.L. 109-472) (authorizing Secretary of State to amend administratively the amounts of the surcharges).]

To better align existing costs to a more appropriate fee or surcharge, the FY 2024 Request seeks the authority to set and spend the immigrant visa and passport security surcharges on a broader set of activities, including the protection of U.S. citizens and their interests overseas. The FY 2024 Request also seeks to extend expanded PSS and IVSS spending authorities provided in section 7069 of the FY 2022 Department of State, Foreign Operations, and Related Programs Appropriations Act in order to allow these surcharges to fund additional consular services.

### Western Hemisphere Travel Initiative Surcharge

The Passport Services Enhancement Act of 2005 (22 U.S.C. 214(b)(1)), authorizes the Department to charge a fee to cover the Department's costs of meeting increased demand for passports as a result of the implementation of the Western Hemisphere Travel Initiative (WHTI). This program implements section 7209 of the Intelligence Reform and Terrorism Prevention Act of 2004 (IRTPA), which mandates that the Secretary of Homeland Security, in consultation with the Secretary of State, develop and implement a plan to require U.S. citizens and certain non-U.S. citizens to present a passport or other secure documentation denoting identity and citizenship when entering the United States.

The FY 2024 Request includes a permanent extension of the WHTI surcharge authority and an extension of the expanded expenditure authority for WHTI surcharges provided in section 7069 of the FY 2023 Department of State, Foreign Operations, and Related Programs Appropriations Act.

### Machine Readable Visa Fees

Section 140 of the Foreign Relations Authorization Act, Fiscal Years 1994 and 1995 (8 U.S.C. 1351 note), as supplemented by 8 U.S.C. 1713, authorizes the Department to charge a fee for processing machine readable non-immigrant visas and to deposit such fees as offsetting collections to recover the costs of providing consular services.

The FY 2024 Request seeks to amend section 103 of Public Law 107-173 (8 U.S.C. 1713) to allow the Department to account for costs related to consular services for which there is currently no fee or surcharge retained by the Department when setting the amount of the machine-readable visa fee or surcharge. This change would allow the Department to more fully cover costs related to the provision of consular services. The FY 2024 Request also seeks authority to adjust minor Border Crossing Card (BCC) fees.

### Affidavit of Support Fees

Section 232 of the Admiral James W. Nance and Meg Donovan Foreign Relations Authorization Act, 2000 and 2001 (8 U.S.C. 1183a note) authorizes the Department to charge and retain fees relating to affidavits of support required under section 213A of the Immigration and Nationality Act (8 U.S.C. 1183a). These fee collections are available until expended to recover the cost of providing consular services.

# DEPARTMENT OF STATE FEE COLLECTIONS

## **Diversity Visa Lottery Fees**

Section 636 of the Illegal Immigration Reform and Immigrant Responsibility Act of 1996 (8 U.S.C. 1153 note) provides that the Department of State may collect and retain a fee that ensures the recovery of the cost to the Department of allocating and processing applications for visas to be issued under the Diversity Lottery Program. These fee collections are available until expended in the recovery of costs incurred providing consular services.

## **H and L Fraud Prevention and Detection Fee**

Section 426 of the L-1 Visa and H-1B Visa Reform Act (Div. J, P. L. 108-447), and section 403 of the Emergency Supplemental Appropriations Act for Defense, the Global War on Terrorism and Tsunami Relief (8 U.S.C. 1356(v)) authorize one-third of fees collected for H-1B, H-2B, and L applications be deposited into a special “Fraud Prevention and Detection” account to be available to the Department of State for certain fraud prevention and detection activities. These fees finance fraud prevention components of the Department’s Consular and Border Security Program.

The FY 2024 Request seeks an extension of the expanded expenditure authority provided in section 7069 of the FY 2022 Department of State, Foreign Operations, and Related Programs Appropriations Act, which permits the Department to use such fees for the costs of providing consular services.

## **Passport Application and Execution Fees**

Section 1 of the Passport Act of June 4, 1920 (22 U.S.C. 214 (a)) requires the Department to establish by regulation a fee for the filing of each passport application that includes the cost of passport issuance and use and a fee for executing passport applications. Section 7069 (e) of the Consolidated Appropriations Act, 2022, authorized the Department to deposit those fees into the Consular and Border Security Programs account as discretionary offsetting receipts. The Passport Application fee includes the costs of processing applications for passport books and cards that are not included in the enhanced border security fee, as well as the costs of certain overseas citizens services for which there is no separate, specific fee. The Passport Execution fee recovers the costs of executing passport applications. Together, these fees are referred to as Passport Application and Execution Fees (PAEF).

For FY 2024, the Department anticipates collecting \$434 million in PAEF, to be credited as offsetting receipts. The State Department requests authority to spend \$250 million of these fees. To offset this increased spending authority relative to FY 2023, the Budget proposes cancellation of \$250 million in other CBSP prior-year balances.

## **Bureau of Political-Military Affairs**

### **Defense Trade Control Registration Fees**

Registration fees are charged by the Directorate of Defense Trade Controls in accordance with section 45 of the State Department Basic Authorities Act of 1956 (22 U.S.C. 2717) and are available without fiscal year limitation for specified expenses related to certain defense trade control functions.

The FY 2024 Request seeks the authority to use these fees on a broader range for management, licensing, compliance, and policy activities related to Defense Trade Control functions.

# DEPARTMENT OF STATE FEE COLLECTIONS

## Bureau of Economic and Business Affairs

### Commercial Services Fees

Section 52 of the State Department Basic Authorities Act of 1956 (22 U.S.C. 2724) authorizes the Department to collect certain fees to recover the cost of providing commercial services at posts in countries where the Department of Commerce does not perform commercial services. These fees are available until September 30 of the fiscal year following the fiscal year in which the funds were deposited.

## Bureau of Educational and Cultural Affairs

### Information and Educational Exchange Fees

As authorized by section 810 of the United States Information and Educational Exchange Act (22 U.S.C. 1475e), and pursuant to annual appropriations, fees or other payments received from English teaching, library services, certain motion picture, television, and publication programs (e.g., Nouveaux Horizon books and Arabic book translations), educational advising and counseling, and Exchange Visitor Program Services are available until expended.

### *Summary of Fee Collections*

(\$ in thousands)

Department of State Fee Collections (\$ in thousands)	FY 2022 Actual	FY 2023 Adjusted Enacted	FY 2024 Request	Change from FY 2023 Adjusted Enacted
<b>Machine Readable Visa Fees</b>				
Carryforward Allocations	261,534	434,591	683,211	248,620
Current Year Projected Availability	1,630,131	1,883,352	2,014,237	130,885
Total Collections Available	1,891,665	2,317,943	2,697,448	379,505
Total Spending	1,457,074	1,634,732	1,863,569	228,837
End of Year Balance	434,591	683,211	833,879	150,668
<b>Passport Security Surcharges</b>				
Carryforward Allocations	347,534	687,637	536,134	(151,503)
Current Year Projected Availability	1,369,337	1,548,736	1,450,378	(98,358)
Total Collections Available	1,716,871	2,236,373	1,986,512	(249,861)
Total Spending	1,029,234	1,700,239	1,344,575	(355,664)
End of Year Balance	687,637	536,134	641,937	105,803
<b>Western Hemisphere Travel Initiative Surcharges</b>				
Carryforward Allocations	141,131	197,176	205,292	8,116
Current Year Projected Availability	454,204	482,036	461,660	(20,376)
Total Collections Available	595,335	679,212	666,952	(12,260)

## DEPARTMENT OF STATE FEE COLLECTIONS

Department of State Fee Collections (\$ in thousands)	FY 2022 Actual	FY 2023 Adjusted Enacted	FY 2024 Request	Change from FY 2023 Adjusted Enacted
Total Spending	398,159	473,920	343,455	(130,465)
End of Year Balance	197,176	205,292	323,497	118,205
<b>Expedited Passport Fees (CBSP)<sup>1</sup></b>				
Carryforward Allocations	212,825	156,405	325,005	168,600
Current Year Projected Availability	339,703	453,720	343,800	(109,920)
Total Collections Available	552,528	610,125	668,805	58,680
Total Spending	396,123	285,120	538,120	253,000
End of Year Balance	156,405	325,005	130,685	(194,320)
<b>Affidavit of Support Fees</b>				
Carryforward Allocations	9,833	7,548	1,948	(5,600)
Current Year Projected Availability	35,619	32,563	35,234	(2,671)
Total Collections Available	45,452	40,111	37,182	(2,929)
Total Spending	37,904	38,163	34,163	(4,000)
End of Year Balance	7,548	1,948	3,019	1,071
<b>Diversity Lottery Fees</b>				
Carryforward Allocations	6,598	17,963	15,305	(2,658)
Current Year Projected Availability	21,252	15,840	15,840	-
Total Collections Available	27,850	33,803	31,145	(2,658)
Total Spending	9,887	18,498	19,498	1,000
End of Year Balance	17,963	15,305	11,647	(3,658)
<b>Immigrant Visa Security Surcharges</b>				
Carryforward Allocations	22,215	22,229	15,229	(7,000)
Current Year Projected Availability	49,655	51,200	55,400	4,200
Total Collections Available	71,870	73,429	70,629	(2,800)
Total Spending	49,641	58,200	58,465	265
End of Year Balance	22,229	15,229	12,164	(3,065)
<b>H and L Visa Fraud Prevention and Detection Fees</b>				
Carryforward Allocations	22,315	28,510	4,695	(23,815)
Current Year Projected Availability	59,842	45,000	45,000	-
Total Collections Available	82,157	73,510	49,695	(23,815)
Total Spending	53,647	68,815	42,305	(26,510)
End of Year Balance	28,510	4,695	7,390	2,695
<b>J-Waiver Fees (CBSP)<sup>2</sup></b>				
Carryforward Allocations	12,881	12,008	10,148	(1,860)
Current Year Projected Availability	1,314	980	980	-

## DEPARTMENT OF STATE FEE COLLECTIONS

Department of State Fee Collections (\$ in thousands)	FY 2022 Actual	FY 2023 Adjusted Enacted	FY 2024 Request	Change from FY 2023 Adjusted Enacted
Total Collections Available	14,195	12,988	11,128	(1,860)
Total Spending	2,187	2,840	2,840	-
End of Year Balance	12,008	10,148	8,288	(1,860)
<b>Passport Application and Execution Fee<sup>3</sup></b>				
Carryforward Available Allocations	-	179,840	-	(179,840)
Carryforward Unavailable	-	-	453,000	453,000
Current Year Unavailable Receipt	-	453,00	184,000	(269,000)
Current Year Projected Availability	427,314	-	250,000	250,000
Total Collections Available	427,314	179,840	250,000	70,160
Total Spending	247,473	179,840	250,000	70,160
End of Year Available Balance	179,840	-	-	-
End of Year Unavailable Balance	-	453,000	637,000	184,000
<b>Total Consular and Border Security Program Fees<sup>4</sup></b>				
Carryforward Allocations <sup>5,6</sup>	1,038,749	1,743,935	1,796,967	53,032
Current Year Projected Availability	4,388,371	4,513,427	4,672,529	(159,102)
Total Collections Available	5,427,120	6,257,362	6,469,496	212,134
Cancellation Offset of Prior Year Balances <sup>7</sup>	-	-	(250,000)	(250,000)
Total Spending	3,683,185	4,460,395	4,496,990	36,595
End of Year Balance <sup>8</sup>	1,743,935	1,796,967	1,722,506	(74,461)
End of Year Unavailable PAEF	-	453,000	637,000	184,000
<b>Expedited Passport Fees (IT Central Fund)<sup>2</sup></b>				
Carryforward Allocations	77,812	-	-	-
Current Year Projected Availability	77,812	-	-	-
Total Collections Available	-	-	-	-
Total Spending	77,812	-	-	-
End of Year Balance	-	-	-	-
<b>Defense Trade Control Fees</b>				
Carryforward Allocations	102,930	88,136	58,145	(29,991)
Current Year Project Availability	36,991	24,000	33,000	9,000
Total Collections Available	139,921	112,136	91,145	(20,991)
Total Spending	51,785	53,991	54,667	676
End of Year Balance	88,136	58,145	36,478	(21,667)
<b>Commercial Service Fees</b>				
Carryforward Allocations <sup>9</sup>	107	104	110	6



## DEPARTMENT OF STATE FEE COLLECTIONS

Department of State Fee Collections (\$ in thousands)	FY 2022 Actual	FY 2023 Adjusted Enacted	FY 2024 Request	Change from FY 2023 Adjusted Enacted
Current Year Projected Availability	73	90	90	-
Total Collections Available	180	194	200	6
Total Spending	84	134	150	16
End of Year Balance	96	60	50	(10)
<b>United States Information and Educational Exchange Act (Section 810) Fees</b>				
Carryforward Allocations	16,808	16,679	16,925	246
Current Year Project Availability	393	784	752	(32)
Total Collections Available	17,201	17,463	17,677	214
Total Spending	547	538	554	16
End of Year Balance	16,679	16,925	17,123	198

<sup>1</sup>Expedited Passport Fee (EPF) revenues and spending are reported in both IT Central Fund and CBSP account. As started in FY 2022, EPF are deposited solely in the CBSP account.

<sup>2</sup>J-Waiver Fees revenue and spending are reported in the CBSP account, while the remaining Exchange Visitor Program fees are reported in the United States Information and Educational Exchange Act (Section 810) Fees.

<sup>3</sup>The Department retains PAEF collections but does not have expenditure authority beyond FY 2022, absent legislation. The Department is requesting \$250 million in expenditure authority in FY 2024.

<sup>4</sup>Totals do not include \$66.8 million in two-year American Rescue Plan Act (ARPA) funding that were to be spent in FY 2022.

<sup>5</sup>Includes carryforward of \$1.884 million in appropriated funds from the emergency supplemental funds made available from the Coronavirus Preparedness and Response Supplemental Appropriations Act, 2020 (P.L. 116-123); Coronavirus Aid, Relief, and Economic Security Act (P.L. 116-136); and Consolidated Appropriations Act, 2021 (P.L. 116-260).

<sup>6</sup>FY 2022 carryforward includes Recoveries & Transfers of \$202.8 million.

<sup>7</sup>The Department is requesting a one-time cancellation of \$250 million of CBSP prior year balances.

<sup>8</sup>The FY 2022 End of Year balance includes \$28 thousand in no-year CARES Act carryforward funding that will be spent in FY 2023.

<sup>9</sup>Commercial Service Fees carryforward includes (1) carryforward from the prior year and (2) other agency reimbursements received in the budget year for prior year other agency collections. Estimated carryforward into FY 2024 Commercial Service Fees includes \$50,000 for prior year other agency collections.

# LEGISLATIVE LANGUAGE

## DEPARTMENT OF STATE AND OTHER INTERNATIONAL PROGRAMS ADMINISTRATION OF FOREIGN AFFAIRS

### DIPLOMATIC PROGRAMS

For necessary expenses of the Department of State and the Foreign Service not otherwise provided for, [\$9,463,159,000] *\$10,433,849,000*, [of which \$844,418,000 may] *to* remain available until September 30, [2024] 2025, [and] of which up to [\$3,813,707,000] *\$4,066,168,000* may remain available until expended for Worldwide Security Protection: *Provided*, That funds made available under this heading shall be allocated in accordance with paragraphs (1) through (4), as follows:

(1) HUMAN RESOURCES.—For necessary expenses for training, human resources management, and salaries, including employment without regard to civil service and classification laws of persons on a temporary basis (not to exceed \$700,000), as authorized by section 801 of the United States Information and Educational Exchange Act of 1948 (62 Stat. 11; Chapter 36), [\$3,420,898,000] *\$3,894,773,000*, of which up to [\$684,767,000] *\$715,218,000* is for Worldwide Security Protection.

(2) OVERSEAS PROGRAMS.—For necessary expenses for the regional bureaus of the Department of State and overseas activities as authorized by law, [\$1,841,831,000] *\$1,959,648,000*.

(3) DIPLOMATIC POLICY AND SUPPORT.—For necessary expenses for the functional bureaus of the Department of State, including representation to certain international organizations in which the United States participates pursuant to treaties ratified pursuant to the advice and consent of the Senate or specific Acts of Congress, general administration, and arms control, nonproliferation, and disarmament activities as authorized, [\$1,043,372,000] *\$1,191,006,000*.

(4) SECURITY PROGRAMS.—For necessary expenses for security activities,

[\$3,157,058,000] *\$3,388,422,000*, of which up to [\$3,128,940,000] *\$3,350,950,000* is for Worldwide Security Protection.

(5) FEES AND PAYMENTS COLLECTED.—In addition to amounts otherwise made available under this heading—

(A) as authorized by section 810 of the United States Information and Educational Exchange Act, not to exceed \$5,000,000, to remain available until expended, may be credited to this appropriation from fees or other payments received from English teaching, library, motion pictures, and publication programs and from fees from educational advising and counseling and exchange visitor programs; and

(B) not to exceed \$15,000, which shall be derived from reimbursements, surcharges, and fees for use of Blair House facilities.

(6) TRANSFER OF FUNDS, REPROGRAMMING, AND OTHER MATTERS.—

(A) Notwithstanding any other provision of this Act, funds may be reprogrammed within and between paragraphs (1) through (4) under this heading subject to section 7015 of this Act.

(B) Of the amount made available under this heading for Worldwide Security Protection, not to exceed \$50,000,000 may be transferred to, and merged with, funds made available by this Act under the heading

## LEGISLATIVE LANGUAGE

"Emergencies in the Diplomatic and Consular Service", to be available only for emergency evacuations and rewards, as authorized: *Provided*, That the exercise of the authority provided by this subparagraph shall be subject to prior [consultation with] *notification* to the Committees on Appropriations.

(C) Funds appropriated under this heading are available for acquisition by exchange or purchase of passenger motor vehicles, *including zero emission passenger motor vehicles and related charging and fueling infrastructure*, as authorized by law and, pursuant to section 1108(g) of title 31, United States Code, for the field examination of programs and activities in the United States funded from any account contained in this title.

[(D) Funds appropriated under this heading shall be made available to support the activities of the Ambassador-at-Large for the Arctic Region, as described in the explanatory statement described in section 4 (in the matter preceding division A of this consolidated Act).]

[(E) Of the amount made available under this heading, up to \$75,000,000 may be transferred to, and merged with, funds made available in title I of this Act under the heading "Capital Investment Fund": *Provided*, That the exercise of the authority provided by this subparagraph shall be subject to prior consultation with the Committees on Appropriations.]

[(F) The eleventh proviso under the heading "Diplomatic and Consular Programs" in the Department of State, Foreign Operations, and Related Programs Appropriations Act, 2008 (title I of division J of Public Law 110–161) is amended by inserting "and for expenses of rewards programs" after "for rewards payments".]

[(G)](D) Consistent with section 204 of the Admiral James W. Nance and Meg Donovan Foreign Relations Authorization Act, Fiscal Years 2000 and 2001 (22 U.S.C. 2452b), up to \$25,000,000 of the amounts made available under this heading may be obligated and expended for United States participation in international fairs and expositions abroad, including for construction and operation of a United States pavilion at Expo 2025.

[(H) Of the funds appropriated under this heading, not less than \$2,000,000 shall be made available for a grant to a postsecondary educational institution for the purpose of establishing a program to increase the participation of undergraduate students in the Foreign Service, as authorized by section 150 of the Foreign Relations Authorization Act, Fiscal Years 1990 and 1991 (22 U.S.C. 2719): *Provided*, That such grant program shall hereafter be named the "Nancy Pelosi Fellowship Program".]

(E) *The Secretary of State is authorized to charge fees for goods and services related to the National Museum of American Diplomacy, including visitor and outreach services, programs, conference activities, use of venue, museum shop proceeds, and food services: Provided, That fees collected shall be credited to the Diplomatic Programs account as a recovery of costs of operating the National Museum of American Diplomacy and shall remain available until expended for the purposes of such account. (Department of State, Foreign Operations, and Related Programs Appropriations Act, 2023.)*

### DIPLOMATIC PROGRAMS

[For an additional amount for "Diplomatic Programs", \$147,054,000, to remain available until September 30, 2024, of which not less than \$60,000,000 shall be made available to respond to the situation in Ukraine and in countries impacted by the situation in Ukraine.] *(Additional Ukraine Supplemental Appropriations Act, 2023.)*

### CONSULAR AND BORDER SECURITY PROGRAMS

*Of the amounts deposited in the Consular and Border Security Programs account in this or any prior fiscal year pursuant to section 7069(e) of division K of the Consolidated Appropriations Act, 2022 (Public Law 117–103), \$250,000,000 shall be available until expended for the purposes of such account: Provided, That the Secretary of State may by regulation authorize State officials or the United States Postal Service to collect and retain the execution fee for each application for a passport accepted by such officials or by that Service.*

## LEGISLATIVE LANGUAGE

### (CANCELLATION)

*Of the unobligated balances available in the Consular and Border Security Programs account, \$250,000,000 are hereby permanently cancelled: Provided, That no amounts may be cancelled from amounts that were designated by the Congress as an emergency requirement pursuant to a concurrent resolution on the budget or the Balanced Budget and Emergency Deficit Control Act of 1985.*

### CAPITAL INVESTMENT FUND

For necessary expenses of the Capital Investment Fund, as authorized, [\$389,000,000] \$491,594,000, to remain available until expended. *(Department of State, Foreign Operations, and Related Programs Appropriations Act, 2023.)*

### OFFICE OF INSPECTOR GENERAL

For necessary expenses of the Office of Inspector General, [\$98,500,000] \$133,670,000, [of which \$14,775,000 may] *to remain available until September 30, [2024] 2025, of which \$26,835,000 is for the Special Inspector General for Afghanistan Reconstruction (SIGAR) for reconstruction oversight: Provided, That funds appropriated under this heading are made available notwithstanding section 209(a)(1) of the Foreign Service Act of 1980 (22 U.S.C. 3929(a)(1)), as it relates to post inspections. [In addition, for the Special Inspector General for Afghanistan Reconstruction (SIGAR) for reconstruction oversight, \$35,200,000, to remain available until September 30, 2024: Provided, That funds appropriated under this heading that are made available for the printing and reproduction costs of SIGAR shall not exceed amounts for such costs during the prior fiscal year.] (Department of State, Foreign Operations, and Related Programs Appropriations Act, 2023.)*

### OFFICE OF INSPECTOR GENERAL

[For an additional amount for "Office of Inspector General", \$5,500,000, to remain available until September 30, 2024.] *(Additional Ukraine Supplemental Appropriations Act, 2023.)*

### EDUCATIONAL AND CULTURAL EXCHANGE PROGRAMS

For necessary expenses of educational and cultural exchange programs, as authorized, [\$777,500,000] \$783,715,000, to remain available until expended[, of which not less than \$287,500,000 shall be for the Fulbright Program and not less than \$115,000,000 shall be for Citizen Exchange Program]: *Provided, That fees or other payments received from, or in connection with, English teaching, educational advising and counseling programs, and exchange visitor programs as authorized may be credited to this account, to remain available until expended: Provided further, That [a portion of the Fulbright awards from the Eurasia and Central Asia regions shall be designated as Edmund S. Muskie Fellowships, following consultation with the Committees on Appropriations: Provided further, That funds appropriated under this heading that are made available for the Benjamin Gilman International Scholarships Program shall also be made available for the John S. McCain Scholars Program, pursuant to section 7075 of the Department of State, Foreign Operations, and Related Programs Appropriations Act, 2019 (division F of Public Law 116–6): Provided further, That funds appropriated under this heading shall be made available for the Arctic Exchange Program: Provided further, That any substantive modifications from the prior fiscal year to programs funded by this Act under this heading shall be subject to prior consultation with,*

## LEGISLATIVE LANGUAGE

and the regular notification procedures of, the Committees on Appropriations] *funds made available under this heading may be used to carry out the activities of the Cultural Antiquities Task Force, of which not to exceed \$1,200,000 may be used to make grants for such purposes. (Department of State, Foreign Operations, and Related Programs Appropriations Act, 2023.)*

### EMBASSY SECURITY, CONSTRUCTION, AND MAINTENANCE

For necessary expenses for carrying out the Foreign Service Buildings Act of 1926 (22 U.S.C. 292 et seq.), preserving, maintaining, repairing, and planning for real property that are owned or leased by the Department of State, and renovating, in addition to funds otherwise available, the Harry S Truman Building, [\$902,615,000] \$917,381,000, to remain available until [September 30, 2027] *expended*, of which not to exceed \$25,000 may be used for overseas representation expenses as authorized: *Provided*, That none of the funds appropriated in this paragraph shall be available for acquisition of furniture, furnishings, or generators for other departments and agencies of the United States Government. In addition, for the costs of worldwide security upgrades, acquisition, and construction as authorized, [\$1,055,206,000] \$1,095,801,000, to remain available until expended.

#### (CANCELLATION)

*Of the unobligated balances available under the heading "Embassy Security, Construction, and Maintenance" from prior Acts making appropriations for the Department of State, foreign operations, and related programs, \$174,000,000 are hereby permanently cancelled. Provided, That no amounts may be cancelled from amounts that were designated by the Congress as an emergency requirement pursuant to a concurrent resolution on the budget or the Balanced Budget and Emergency Deficit Control Act of 1985, as amended. (Department of State, Foreign Operations, and Related Programs Appropriations Act, 2023.)*

### REPRESENTATION EXPENSES

For representation expenses as authorized, \$7,415,000. *(Department of State, Foreign Operations, and Related Programs Appropriations Act, 2023.)*

### PROTECTION OF FOREIGN MISSIONS AND OFFICIALS

For necessary expenses, not otherwise provided, to enable the Secretary of State to provide for extraordinary protective services, as authorized, [\$30,890,000] \$30,890,000, to remain available until September 30, [2024] 2025. *(Department of State, Foreign Operations, and Related Programs Appropriations Act, 2023.)*

### EMERGENCIES IN THE DIPLOMATIC AND CONSULAR SERVICE

For necessary expenses to enable the Secretary of State to meet unforeseen emergencies arising in the Diplomatic and Consular Service, as authorized, [\$8,885,000] \$10,685,000, to remain available until expended, of which not to exceed \$1,000,000 may be transferred to, and merged with, funds appropriated by this Act under the heading "Repatriation Loans Program Account". *(Department of State, Foreign Operations, and Related Programs Appropriations Act, 2023.)*

## LEGISLATIVE LANGUAGE

### PAYMENT TO THE AMERICAN INSTITUTE IN TAIWAN

For necessary expenses to carry out the Taiwan Relations Act (Public Law 96–8), [ \$34,083,000 ] \$34,964,000. (*Department of State, Foreign Operations, and Related Programs Appropriations Act, 2023.*)

### PAYMENT TO THE FOREIGN SERVICE RETIREMENT AND DISABILITY FUND

For payment to the Foreign Service Retirement and Disability Fund, as authorized, [ \$158,900,000 ] \$158,900,000. (*Department of State, Foreign Operations, and Related Programs Appropriations Act, 2023.*)

### REPATRIATION LOANS PROGRAM ACCOUNT

For the cost of direct loans, [ \$1,300,000 ] \$1,800,000, as authorized: *Provided*, That such costs, including the cost of modifying such loans, shall be as defined in section 502 of the Congressional Budget Act of 1974: *Provided further*, That such funds are available to subsidize gross obligations for the principal amount of direct loans not to exceed [ \$4,753,048 ] \$5,167,004. (*Department of State, Foreign Operations, and Related Programs Appropriations Act, 2023.*)

## INTERNATIONAL ORGANIZATIONS AND CONFERENCES

### CONTRIBUTIONS TO INTERNATIONAL ORGANIZATIONS

For necessary expenses, not otherwise provided for, to meet annual obligations of membership in international multilateral organizations, pursuant to treaties ratified pursuant to the advice and consent of the Senate, conventions, or specific Acts of Congress, [ \$1,438,000,000 ] \$1,703,881,000, [ of which \$96,240,000 may ] *to* remain available until September 30, [ 2024: *Provided*, That the Secretary of State shall, at the time of the submission of the President's budget to Congress under section 1105(a) of title 31, United States Code, transmit to the Committees on Appropriations the most recent biennial budget prepared by the United Nations for the operations of the United Nations: *Provided further*, That the Secretary of State shall notify the Committees on Appropriations at least 15 days in advance (or in an emergency, as far in advance as is practicable) of any United Nations action to increase funding for any United Nations program without identifying an offsetting decrease elsewhere in the United Nations budget: *Provided further*, That any payment of arrearages under this heading shall be directed to activities that are mutually agreed upon by the United States and the respective international organization and shall be subject to the regular notification procedures of the Committees on Appropriations: *Provided further*, That none of the funds appropriated under this heading shall be available for a United States contribution to an international organization for the United States share of interest costs made known to the United States Government by such organization for loans incurred on or after October 1, 1984, through external borrowings ] 2025. (*Department of State, Foreign Operations, and Related Programs Appropriations Act, 2023.*)

### CONTRIBUTIONS FOR INTERNATIONAL PEACEKEEPING ACTIVITIES

For necessary expenses to pay assessed and other expenses of international peacekeeping activities directed to the maintenance or restoration of international peace and security, [ \$1,481,915,000 ] \$1,940,702,000, [ of which \$740,958,000 may ] *to* remain available until September 30, [ 2024 ] 2025: *Provided*, That [ none of the funds made

## LEGISLATIVE LANGUAGE

available by this Act shall be obligated or expended for any new or expanded United Nations peacekeeping mission unless, at least 15 days in advance of voting for such mission in the United Nations Security Council (or in an emergency as far in advance as is practicable), the Committees on Appropriations are notified of: (1) the estimated cost and duration of the mission, the objectives of the mission, the national interest that will be served, and the exit strategy; and (2) the sources of funds, including any reprogrammings or transfers, that will be used to pay the cost of the new or expanded mission, and the estimated cost in future fiscal years: *Provided further*, That none of the funds appropriated under this heading may be made available for obligation unless the Secretary of State certifies and reports to the Committees on Appropriations on a peacekeeping mission-by-mission basis that the United Nations is implementing effective policies and procedures to prevent United Nations employees, contractor personnel, and peacekeeping troops serving in such mission from trafficking in persons, exploiting victims of trafficking, or committing acts of sexual exploitation and abuse or other violations of human rights, and to hold accountable individuals who engage in such acts while participating in such mission, including prosecution in their home countries and making information about such prosecutions publicly available on the website of the United Nations: *Provided further*, That the Secretary of State shall work with the United Nations and foreign governments contributing peacekeeping troops to implement effective vetting procedures to ensure that such troops have not violated human rights: *Provided further*, That funds shall be available for peacekeeping expenses unless the Secretary of State determines that United States manufacturers and suppliers are not being given opportunities to provide equipment, services, and material for United Nations peacekeeping activities equal to those being given to foreign manufacturers and suppliers: *Provided further*, That none of the funds appropriated or otherwise made available under this heading may be used for any United Nations peacekeeping mission that will involve United States Armed Forces under the command or operational control of a foreign national, unless the President's military advisors have submitted to the President a recommendation that such involvement is in the national interest of the United States and the President has submitted to Congress such a recommendation: *Provided further*, That any payment of arrearages with funds appropriated by this Act shall be subject to the regular notification procedures of the Committees on Appropriations] *such funds may be made available above the amount authorized in section 404(b)(2) of the Foreign Relations Authorization Act, Fiscal Years 1994 and 1995 (22 U.S.C. 287e note). (Department of State, Foreign Operations, and Related Programs Appropriations Act, 2023.)*

## INTERNATIONAL COMMISSIONS

### INTERNATIONAL COMMISSIONS

For necessary expenses, not otherwise provided for, to meet obligations of the United States arising under treaties, or specific Acts of Congress, as follows:

#### INTERNATIONAL BOUNDARY AND WATER COMMISSION, UNITED STATES AND MEXICO

For necessary expenses for the United States Section of the International Boundary and Water Commission, United States and Mexico, and to comply with laws applicable to the United States Section, including not to exceed \$6,000 for representation expenses, as follows:

### SALARIES AND EXPENSES

For salaries and expenses, not otherwise provided for, [\$57,935,000] \$64,800,000, of which [\$8,690,000]

## LEGISLATIVE LANGUAGE

\$9,720,000 may remain available until September 30, [2024] 2025. (*Department of State, Foreign Operations, and Related Programs Appropriations Act, 2023.*)

### CONSTRUCTION

(*INCLUDES TRANSFER OF FUNDS*)

For detailed plan preparation and construction of authorized projects, [\$53,030,000] \$40,024,000, to remain available until expended, as authorized: *Provided*, That of the funds appropriated under this heading in this Act and prior Acts making appropriations for the Department of State, foreign operations, and related programs for the United States Section, up to [\$5,000,000] \$5,000,000 may be transferred to, and merged with, funds appropriated under the heading "Salaries and Expenses" to carry out the purposes of the United States Section, which shall be subject to [prior consultation with, and] the regular notification procedures of[, ] the Committees on Appropriations: *Provided further*, That such transfer authority is in addition to any other transfer authority provided in this Act. (*Department of State, Foreign Operations, and Related Programs Appropriations Act, 2023.*)

### AMERICAN SECTIONS, INTERNATIONAL COMMISSIONS

For necessary expenses, not otherwise provided, for the International Joint Commission and the International Boundary Commission, United States and Canada, as authorized by treaties between the United States and Canada or Great Britain, [and for technical assistance grants and the Community Assistance Program of the North American Development Bank, \$16,204,000] \$13,505,000: *Provided*, That of the amount provided under this heading for the International Joint Commission, up to [\$1,250,000] \$1,250,000 may remain available until September 30, [2024] 2025, and up to \$9,000 may be made available for *official reception and* representation expenses: *Provided further*, That of the amount provided under this heading for the International Boundary Commission, up to \$1,000 may be made available for *official reception and* representation expenses. (*Department of State, Foreign Operations, and Related Programs Appropriations Act, 2023.*)

### INTERNATIONAL FISHERIES COMMISSIONS

For necessary expenses for international fisheries commissions, not otherwise provided for, as authorized by law, [\$65,719,000] \$53,804,000: *Provided*, That the United States share of such expenses may be advanced to the respective commissions pursuant to section 3324 of title 31, United States Code. (*Department of State, Foreign Operations, and Related Programs Appropriations Act, 2023.*)

## OTHER

### THE ASIA FOUNDATION

For a grant to The Asia Foundation, as authorized by The Asia Foundation Act (22 U.S.C. 4402), [\$22,000,000] \$23,000,000, to remain available until expended. (*Department of State, Foreign Operations, and Related Programs Appropriations Act, 2023.*)



## LEGISLATIVE LANGUAGE

### NATIONAL ENDOWMENT FOR DEMOCRACY

For grants made by the Department of State to the National Endowment for Democracy, as authorized by the National Endowment for Democracy Act (22 U.S.C. 4412), [~~\$315,000,000~~] *\$300,000,000*, to remain available until expended[, of which \$205,632,000 shall be allocated in the traditional and customary manner, including for the core institutes, and \$109,368,000 shall be for democracy programs: *Provided*, That the requirements of section 7062(a) of this Act shall not apply to funds made available under this heading]. (*Department of State, Foreign Operations, and Related Programs Appropriations Act, 2023.*)

### EAST-WEST CENTER

To enable the Secretary of State to provide for carrying out the provisions of the Center for Cultural and Technical Interchange Between East and West Act of 1960, by grant to the Center for Cultural and Technical Interchange Between East and West in the State of Hawaii, [~~\$22,000,000~~] *\$22,255,000*. (*Department of State, Foreign Operations, and Related Programs Appropriations Act, 2023.*)

### INTERNATIONAL CENTER, WASHINGTON, DISTRICT OF COLUMBIA

Not to exceed [~~\$1,842,732~~] *\$1,842,732* shall be derived from fees collected from other executive agencies for lease or use of facilities at the International Center in accordance with section 4 of the International Center Act (Public Law 90–553), and, in addition, as authorized by section 5 of such Act, [~~\$743,000~~] *\$744,000*, to be derived from the reserve authorized by such section, to be used for the purposes set out in that section. (*Department of State, Foreign Operations, and Related Programs Appropriations Act, 2023.*)

## TRUST FUNDS

### EISENHOWER EXCHANGE FELLOWSHIP PROGRAM

For necessary expenses of Eisenhower Exchange Fellowships, Incorporated, as authorized by sections 4 and 5 of the Eisenhower Exchange Fellowship Act of 1990 (20 U.S.C. 5204–5205), all interest and earnings accruing to the Eisenhower Exchange Fellowship Program Trust Fund on or before September 30, [~~2023~~] *2024*, to remain available until expended: *Provided*, That none of the funds appropriated herein shall be used to pay any salary or other compensation, or to enter into any contract providing for the payment thereof, in excess of the rate authorized by section 5376 of title 5, United States Code; or for purposes which are not in accordance with section 200 of title 2 of the Code of Federal Regulations, including the restrictions on compensation for personal services.

### ISRAELI ARAB SCHOLARSHIP PROGRAM

For necessary expenses of the Israeli Arab Scholarship Program, as authorized by section 214 of the Foreign Relations Authorization Act, Fiscal Years 1992 and 1993 (22 U.S.C. 2452 note), all interest and earnings accruing to the Israeli Arab Scholarship Fund on or before September 30, [~~2023~~] *2024*, to remain available until expended. (*Department of State, Foreign Operations, and Related Programs Appropriations Act, 2023.*)

## LEGISLATIVE LANGUAGE

### CENTER FOR MIDDLE EASTERN-WESTERN DIALOGUE TRUST FUND

For necessary expenses of the Center for Middle Eastern-Western Dialogue Trust Fund, as authorized by section 633 of the Departments of Commerce, Justice, and State, the Judiciary, and Related Agencies Appropriations Act, 2004 (22 U.S.C. 2078), the total amount of the interest and earnings accruing to such Fund on or before September 30, [2023] 2024, to remain available until expended. (*Department of State, Foreign Operations, and Related Programs Appropriations Act, 2023.*)

## GENERAL PROVISIONS

### ALLOWANCES AND DIFFERENTIALS

SEC. 7001. Funds appropriated under title I of this Act shall be available, except as otherwise provided, for allowances and differentials as authorized by subchapter 59 of title 5, United States Code; for services as authorized by section 3109 of such title and for hire of passenger transportation pursuant to section 1343(b) of title 31, United States Code.

### [UNOBLIGATED BALANCES REPORT]

[SEC. 7002. Any department or agency of the United States Government to which funds are appropriated or otherwise made available by this Act shall provide to the Committees on Appropriations a quarterly accounting of cumulative unobligated balances and obligated, but unexpended, balances by program, project, and activity, and Treasury Account Fund Symbol of all funds received by such department or agency in fiscal year 2023 or any previous fiscal year, disaggregated by fiscal year: *Provided*, That the report required by this section shall be submitted not later than 30 days after the end of each fiscal quarter and should specify by account the amount of funds obligated pursuant to bilateral agreements which have not been further sub-obligated.]

### CONSULTING SERVICES

SEC. [7003] 7002. The expenditure of any appropriation under title I of this Act for any consulting service through procurement contract, pursuant to section 3109 of title 5, United States Code, shall be limited to those contracts where such expenditures are a matter of public record and available for public inspection, except where otherwise provided under existing law, or under existing Executive order issued pursuant to existing law.

### DIPLOMATIC FACILITIES

SEC. [7004] 7003. (a) CAPITAL SECURITY COST SHARING EXCEPTION.—Notwithstanding paragraph (2) of section 604(e) of the Secure Embassy Construction and Counterterrorism Act of 1999 (title VI of division A of H.R. 3427, as enacted into law by section 1000(a)(7) of Public Law 106–113 and contained in appendix G of that Act), as amended by section 111 of the Department of State Authorities Act, Fiscal Year 2017 (Public Law 114–323), a project to construct a facility of the United States may include office space or other accommodations for members of the United States Marine Corps.

## LEGISLATIVE LANGUAGE

[(b) CONSULTATION AND NOTIFICATION.—Funds appropriated by this Act and prior Acts making appropriations for the Department of State, foreign operations, and related programs, which may be made available for the acquisition of property or award of construction contracts for overseas United States diplomatic facilities during fiscal year 2023, shall be subject to prior consultation with, and the regular notification procedures of, the Committees on Appropriations: *Provided*, That notifications pursuant to this subsection shall include the information enumerated under the heading "Embassy Security, Construction, and Maintenance" in House Report 117–401.]

[(c)b] INTERIM AND TEMPORARY FACILITIES ABROAD.—

(1) SECURITY VULNERABILITIES.—Funds appropriated by this Act under the heading "Embassy Security, Construction, and Maintenance" may be made available, following consultation with the appropriate congressional committees, to address security vulnerabilities at interim and temporary United States diplomatic facilities abroad, including physical security upgrades and local guard staffing.

[(2) CONSULTATION.—Notwithstanding any other provision of law, the opening, closure, or any significant modification to an interim or temporary United States diplomatic facility shall be subject to prior consultation with the appropriate congressional committees and the regular notification procedures of the Committees on Appropriations, except that such consultation and notification may be waived if there is a security risk to personnel.]

[(d)c] SOFT TARGETS.—Funds appropriated by this Act under the heading "Embassy Security, Construction, and Maintenance" may be made available for security upgrades to soft targets, including schools, recreational facilities, and residences used by United States diplomatic personnel and their dependents.

### PERSONNEL ACTIONS

SEC. [7005] 7004. Any costs incurred by a department or agency funded under title I of this Act resulting from personnel actions taken in response to funding reductions included in this Act shall be absorbed within the total budgetary resources available under title I to such department or agency: *Provided*, That the authority to transfer funds between appropriations accounts as may be necessary to carry out this section is provided in addition to authorities included elsewhere in this Act[: *Provided further*, That use of funds to carry out this section shall be treated as a reprogramming of funds under section 7015 of this Act].

### PROHIBITION ON PUBLICITY OR PROPAGANDA

SEC. [7006] 7005. No part of any appropriation contained in this Act shall be used for publicity or propaganda purposes within the United States not authorized before enactment of this Act by Congress: *Provided*, That up to \$25,000 may be made available to carry out the provisions of section 316 of the International Security and Development Cooperation Act of 1980 (Public Law 96–533; 22 U.S.C. 2151a note).

### TRANSFER OF FUNDS AUTHORITY

SEC. [7009] 7008. (a) DEPARTMENT OF STATE AND UNITED STATES AGENCY FOR GLOBAL MEDIA.—

(1) DEPARTMENT OF STATE.—

(A) IN GENERAL.—Not to exceed *the greater of 5 percent or \$2,000,000* of any appropriation made available

## LEGISLATIVE LANGUAGE

for the current fiscal year for the Department of State under title I of this Act *or under title I of prior acts* may be transferred between, and merged with, such appropriations, but no such appropriation, except as otherwise specifically provided, shall be increased by more than 10 percent by any such transfers[, and no such transfer may be made to increase the appropriation under the heading "Representation Expenses"].

(B) EMBASSY SECURITY.—Funds appropriated under the headings "Diplomatic Programs", including for Worldwide Security Protection, "Embassy Security, Construction, and Maintenance", and "Emergencies in the Diplomatic and Consular Service" in this Act may be transferred to, and merged with, funds appropriated under such headings if the Secretary of State determines and reports to the Committees on Appropriations that to do so is necessary to implement the recommendations of the Benghazi Accountability Review Board, for emergency evacuations, or to prevent or respond to security situations and requirements, following consultation with, and subject to the regular notification procedures of, such Committees: *Provided*, That such transfer authority is in addition to any transfer authority otherwise available in this Act and under any other provision of law.

(3) TREATMENT AS REPROGRAMMING.—Any transfer pursuant to this subsection shall be treated as a reprogramming of funds under section 7015 of this Act and shall not be available for obligation or expenditure except in compliance with the procedures set forth in that section.

### PROHIBITION AND LIMITATION ON CERTAIN EXPENSES

SEC. [7010] 7009. (a) FIRST-CLASS TRAVEL.—None of the funds made available by this Act may be used for first-class travel by employees of United States Government departments and agencies funded by this Act in contravention of section 301–10.122 through 301–10.124 of title 41, Code of Federal Regulations.

(b) COMPUTER NETWORKS.—None of the funds made available by this Act for the operating expenses of any United States Government department or agency may be used to establish or maintain a computer network for use by such department or agency unless such network has filters designed to block access to sexually explicit websites: *Provided*, That nothing in this subsection shall limit the use of funds necessary for any Federal, State, Tribal, or local law enforcement agency, or any other entity carrying out the following activities: criminal investigations, prosecutions, and adjudications; administrative discipline; and the monitoring of such websites undertaken as part of official business.

[(c) PROHIBITION ON PROMOTION OF TOBACCO.—None of the funds made available by this Act shall be available to promote the sale or export of tobacco or tobacco products (including electronic nicotine delivery systems), or to seek the reduction or removal by any foreign country of restrictions on the marketing of tobacco or tobacco products (including electronic nicotine delivery systems), except for restrictions which are not applied equally to all tobacco or tobacco products (including electronic nicotine delivery systems) of the same type.]

[(d) EMAIL SERVERS OUTSIDE THE .GOV DOMAIN.—None of the funds appropriated by this Act under the headings "Diplomatic Programs" and "Capital Investment Fund" in title I, and "Operating Expenses" and "Capital Investment Fund" in title II that are made available to the Department of State and the United States Agency for International Development may be made available to support the use or establishment of email accounts or email servers created outside the .gov domain or not fitted for automated records management as part of a Federal government records management program in contravention of the Presidential and Federal Records Act Amendments of 2014 (Public Law 113–187).]

[(e) REPRESENTATION AND ENTERTAINMENT EXPENSES.—Each Federal department, agency, or entity funded in titles I or II of this Act, and the Department of the Treasury and independent agencies funded in titles III or VI of this Act, shall take steps to ensure that domestic and overseas representation and entertainment expenses further official agency business and United States foreign policy interests, and—

## LEGISLATIVE LANGUAGE

- (1) are primarily for fostering relations outside of the Executive Branch;
- (2) are principally for meals and events of a protocol nature;
- (3) are not for employee-only events; and
- (4) do not include activities that are substantially of a recreational character.]

([f]c) LIMITATIONS ON ENTERTAINMENT EXPENSES.—None of the funds appropriated or otherwise made available by this Act under the headings "International Military Education and Training" or "Foreign Military Financing Program" for Informational Program activities or under the headings "Global Health Programs", "Development Assistance", "Economic Support Fund", and "Assistance for Europe, Eurasia and Central Asia" may be obligated or expended to pay for—

- (1) alcoholic beverages; or
- (2) entertainment expenses for activities that are substantially of a recreational character, including entrance fees at sporting events, theatrical and musical productions, and amusement parks.

### AVAILABILITY OF FUNDS

SEC. [7011] 7010. No part of any appropriation contained in this Act shall remain available for obligation after the expiration of the current fiscal year unless expressly so provided by this Act: *Provided*, That funds appropriated for the purposes of chapters 1 and 8 of part I, sections 661 and 667, chapters 4, 5, 6, 8, and 9 of part II of the Foreign Assistance Act of 1961, section 23 of the Arms Export Control Act (22 U.S.C. 2763), and funds made available for "United States International Development Finance Corporation" and under the heading "Assistance for Europe, Eurasia and Central Asia" shall remain available for an additional 4 years from the date on which the availability of such funds would otherwise have expired, if such funds are initially obligated before the expiration of their respective periods of availability contained in this Act: *Provided further*, That notwithstanding any other provision of this Act, any funds made available for the purposes of chapter 1 of part I and chapter 4 of part II of the Foreign Assistance Act of 1961 which are allocated or obligated for cash disbursements in order to address balance of payments or economic policy reform objectives, shall remain available for an additional 4 years from the date on which the availability of such funds would otherwise have expired, if such funds are initially allocated or obligated before the expiration of their respective periods of availability contained in this Act[: *Provided further*, That the Secretary of State and the Administrator of the United States Agency for International Development shall provide a report to the Committees on Appropriations not later than October 31, 2023, detailing by account and source year, the use of this authority during the previous fiscal year].

### NOTIFICATION REQUIREMENTS

SEC. [7015] 7012. (a) NOTIFICATION OF CHANGES IN PROGRAMS, PROJECTS, AND ACTIVITIES.—None of the funds made available in titles I, II, and VI, and under the headings "Peace Corps" and "Millennium Challenge Corporation", of this Act or prior Acts making appropriations for the Department of State, foreign operations, and related programs to the departments and agencies funded by this Act that remain available for obligation in fiscal year [2023] 2024, or provided from any accounts in the Treasury of the United States derived by the collection of fees or of currency reflows or other offsetting collections, or made available by transfer, to the departments and agencies funded by this Act, shall be available for obligation to—

## LEGISLATIVE LANGUAGE

- (1) create new programs;
- (2) [suspend or ] eliminate a program, project, or activity;
- (3) close, [suspend,] open, or reopen a mission or post;
- (4) create, close, reorganize, [downsize,] or rename bureaus, centers, or offices; or
- (5) contract out or privatize any functions or activities presently performed by Federal employees; unless [previously justified to] the Committees on Appropriations [or such Committees] are notified 15 days in advance of such obligation.

(b) NOTIFICATION OF REPROGRAMMING OF FUNDS.—None of the funds provided under titles I, II, and VI of this Act or prior Acts making appropriations for the Department of State, foreign operations, and related programs, to the departments and agencies funded under such titles that remain available for obligation in fiscal year [2023] 2024, or provided from any accounts in the Treasury of the United States derived by the collection of fees available to the department and agency funded under title I of this Act, shall be available for obligation [or expenditure ]for programs, projects, or activities through a reprogramming of funds in excess of [\$1,000,000] \$2,000,000 or 10 percent, whichever is less, that—

- (1) augments or changes existing programs, projects, or activities;

[(2) relocates an existing office or employees;]

- [(3] 2) reduces by 10 percent funding for any existing program, project, or activity, or numbers of personnel by 10 percent as approved by Congress; or

[(4] 3) results from any general savings, including savings from a reduction in personnel, which would result in a change in existing programs, projects, or activities as approved by Congress; unless the Committees on Appropriations are notified 15 days in advance of such reprogramming of funds.([e]d) WAIVER.—The requirements of this section or any similar provision of this Act or any other Act, including any prior Act requiring notification in accordance with the regular notification procedures of the Committees on Appropriations, may be waived if failure to do so would pose a substantial risk to human health or welfare: *Provided*, That in case of any such waiver, notification to the Committees on Appropriations shall be provided as early as practicable, but in no event later than 3 days after taking the action to which such notification requirement was applicable, in the context of the circumstances necessitating such waiver: *Provided further*, That any notification provided pursuant to such a waiver shall contain an explanation of the emergency circumstances.[(h) OTHER PROGRAM NOTIFICATION REQUIREMENT.—

(1) DIPLOMATIC PROGRAMS.—Funds appropriated under title I of this Act under the heading "Diplomatic Programs" that are made available for lateral entry into the Foreign Service shall be subject to prior consultation with, and the regular notification procedures of, the Committees on Appropriations.

(2) OTHER PROGRAMS.—Funds appropriated by this Act that are made available for the following programs and activities shall be subject to the regular notification procedures of the Committees on Appropriations:

(A) the Global Engagement Center;

(B) the Power Africa and Prosper Africa initiatives;

## LEGISLATIVE LANGUAGE

- (C) community-based police assistance conducted pursuant to the authority of section 7035(a)(1) of this Act;
- (D) the Prevention and Stabilization Fund and the Multi-Donor Global Fragility Fund;
- (E) the Indo-Pacific Strategy;
- (F) the Countering PRC Influence Fund and the Countering Russian Influence Fund;
- (G) the Gender Equity and Equality Action Fund; and
- (H) funds specifically allocated for the Partnership for Global Infrastructure and Investment.]

### DOCUMENT REQUESTS

SEC. [7016]7013.

[(a)] DOCUMENT REQUESTS.—None of the funds appropriated or made available pursuant to titles III through VI of this Act shall be available to a nongovernmental organization, including any contractor, which fails to provide upon timely request any document, file, or record necessary to the auditing requirements of the Department of State and the United States Agency for International Development.

### [(b)] PUBLIC POSTING OF REPORTS.—

(1) Except as provided in paragraphs (2) and (3), any report required by this Act to be submitted to Congress by any Federal agency receiving funds made available by this Act shall be posted on the public Web site of such agency not later than 45 days following the receipt of such report by Congress.

(2) Paragraph (1) shall not apply to a report if—

(A) the public posting of the report would compromise national security, including the conduct of diplomacy;

(B) the report contains proprietary or other privileged information; or

(C) the public posting of the report is specifically exempted in the explanatory statement described in section 4 (in the matter preceding division A of this consolidated Act).

(3) The agency posting such report shall do so only after the report has been made available to the Committees on Appropriations.]

### [(c)] RECORDS MANAGEMENT AND RELATED CYBERSECURITY PROTECTIONS.—The Secretary of State and USAID Administrator shall—

(1) regularly review and update the policies, directives, and oversight necessary to comply with Federal statutes, regulations, and presidential executive orders and memoranda concerning the preservation of all records made or received in the conduct of official business, including record emails, instant messaging, and other online tools;

(2) use funds appropriated by this Act under the headings "Diplomatic Programs" and "Capital Investment Fund" in title I, and "Operating Expenses" and "Capital Investment Fund" in title II, as appropriate, to improve Federal records management pursuant to the Federal Records Act (44 U.S.C. Chapters 21, 29, 31, and 33) and other applicable Federal records management statutes, regulations, or policies for the Department of State and USAID;

## LEGISLATIVE LANGUAGE

(3) direct departing employees, including senior officials, that all Federal records generated by such employees belong to the Federal Government;

(4) substantially reduce, compared to the previous fiscal year, the response time for identifying and retrieving Federal records, including requests made pursuant to section 552 of title 5, United States Code (commonly known as the "Freedom of Information Act"); and

(5) strengthen cybersecurity measures to mitigate vulnerabilities, including those resulting from the use of personal email accounts or servers outside the .gov domain, improve the process to identify and remove inactive user accounts, update and enforce guidance related to the control of national security information, and implement the recommendations of the applicable reports of the cognizant Office of Inspector General.]

### [USE OF FUNDS IN CONTRAVENTION OF THIS ACT]

[SEC. 7017. If the President makes a determination not to comply with any provision of this Act on constitutional grounds, the head of the relevant Federal agency shall notify the Committees on Appropriations in writing within 5 days of such determination, the basis for such determination and any resulting changes to program or policy.]

### AUTHORIZATION REQUIREMENTS

SEC. [7022] 7015. Funds appropriated by this Act, except funds appropriated under the heading "Trade and Development Agency", may be obligated and expended notwithstanding section 10 of Public Law 91–672 (22 U.S.C. 2412), section 15 of the State Department Basic Authorities Act of 1956 (22 U.S.C. 2680), section 313 of the Foreign Relations Authorization Act, Fiscal Years 1994 and 1995 (22 U.S.C. 6212), and section 504(a)(1) of the National Security Act of 1947 (50 U.S.C. 3094(a)(1)).

### TECHNOLOGY SECURITY

SEC. [7030]7021. (a) INSECURE COMMUNICATIONS NETWORKS.—Funds appropriated by this Act [shall] *may* be made available for programs *designed to enable a more prosperous and secure cyberspace*, including through the Digital Connectivity and Cybersecurity Partnership, *such as* to—

(1) advance the adoption of secure, next-generation communications networks and services, including 5G, and cybersecurity policies, in countries receiving assistance under this Act and prior Acts making appropriations for the Department of State, foreign operations, and related programs;

(2) counter the establishment of insecure communications networks and services, including 5G, promoted by the People's Republic of China and other state-backed enterprises that are subject to undue or extrajudicial control by their country of origin; and

(3) provide policy and technical training on deploying open, interoperable, reliable, and secure networks to information communication technology professionals in countries receiving assistance under this Act, as appropriate: *Provided*, That such funds, including funds appropriated under the heading "Economic Support Fund", may be used to strengthen civilian cybersecurity and information and communications technology capacity, including participation of foreign law enforcement and military personnel in non-military activities, notwithstanding any other provision of law and following consultation with the Committees on Appropriations.

(b) CHIPS FOR AMERICA INTERNATIONAL TECHNOLOGY SECURITY AND INNOVATION FUND.—

(1) [Within 45 days of enactment of this Act, the] *The* Secretary of State [shall] *may* allocate amounts made



## LEGISLATIVE LANGUAGE

available from the Creating Helpful Incentives to Produce Semiconductors (CHIPS) for America International Technology Security and Innovation Fund for fiscal year [2023] 2024 pursuant to the transfer authority in section 102(c)(1) of the CHIPS Act of 2022 (division A of Public Law 117–167)], to the accounts specified and in the amounts specified, in the table titled "CHIPS for America International Technology Security and Innovation Fund" in the explanatory statement described in section 4 (in the matter preceding division A of this consolidated Act)] *consistent with the allocations in the President's budget submission to the Congress: Provided, That changes to such [funds] allocations shall be subject to [prior consultation with, and the regular notification procedures of, the Committees on Appropriations] section 7012 of this Act: Provided further, amounts transferred to the Export-Import Bank and the United States International Development Finance Corporation pursuant to the transfer authority in section 102(c)(1) of the CHIPS Act of 2022 (division A of Public Law 117–167) may be made available for the costs of direct loans and loan guarantees, including the cost of modifying such loans, as defined in section 502 of the Congressional Budget Act of 1974.*

(2) [Neither the President nor his designee may allocate any amounts that are made available for any fiscal year under section 102(c)(2) of the CHIPS Act of 2022 if there is in effect an Act making or continuing appropriations for part of a fiscal year for the Department of State, Foreign Operations, and Related Programs: Provided, That in any fiscal year, the matter preceding this proviso] *Section 102(c)(3)(B)(ii) of the CHIPS Act of 2022 shall not apply to the allocation, apportionment, or allotment of amounts for continuing administration of programs allocated using funds transferred from the CHIPS for America International Technology Security and Innovation Fund, which may be allocated pursuant to the transfer authority in section 102(c)(1) of the CHIPS Act of 2022 [only in amounts that are no more than the allocation for such purposes in paragraph (1) of this subsection].*

[(3) Concurrent with the annual budget submission of the President for fiscal year 2024, the Secretary of State shall submit to the Committees on Appropriations proposed allocations by account and by program, project, or activity, with detailed justifications, for amounts made available under section 102(c)(2) of the CHIPS Act of 2022 for fiscal year 2024.]

[(4) The Secretary of State shall provide the Committees on Appropriations quarterly reports on the status of balances of projects and activities funded by the CHIPS for America International Technology Security and Innovation Fund for amounts allocated pursuant to paragraph (1) of this subsection, including all uncommitted, committed, and unobligated funds.]

### [FINANCIAL MANAGEMENT, BUDGET TRANSPARENCY, AND ANTI-CORRUPTION] FINANCIAL MANAGEMENT AND BUDGET TRANSPARENCY

*SEC. 7022. Funds appropriated by this Act, including funds made available for any agency, may be made available to support the provision of additional information on United States Government foreign assistance on the "ForeignAssistance.gov" website: Provided, That all Federal agencies funded under this Act shall provide such information on foreign assistance, upon request and in a timely manner, to the Department of State and United States Agency for International Development. [ ]*

### INTERNATIONAL RELIGIOUS FREEDOM

SEC. [7033]7024. [(a) INTERNATIONAL RELIGIOUS FREEDOM OFFICE.—Funds appropriated by this Act under the heading "Diplomatic Programs" shall be made available for the Office of International Religious Freedom, Department of State.]

## LEGISLATIVE LANGUAGE

### SPECIAL PROVISIONS

SEC. [7034]7025.

([d]c) DIRECTIVES AND AUTHORITIES.—

(4) ADDITIONAL AUTHORITY.—Of the amounts made available by this Act under the heading "Diplomatic Programs", up to \$500,000 may be made available for grants pursuant to section 504 of the Foreign Relations Authorization Act, Fiscal Year 1979 (22 U.S.C. 2656d), including to facilitate collaboration with Indigenous communities.

[(7) EXCHANGE VISITOR PROGRAM.—None of the funds made available by this Act may be used to modify the Exchange Visitor Program administered by the Department of State to implement the Mutual Educational and Cultural Exchange Act of 1961 (Public Law 87–256; 22 U.S.C. 2451 et seq.), except through the formal rulemaking process pursuant to the Administrative Procedure Act (5 U.S.C. 551 et seq.) and notwithstanding the exceptions to such rulemaking process in such Act: *Provided*, That funds made available for such purpose shall only be made available after consultation with, and subject to the regular notification procedures of, the Committees on Appropriations, regarding how any proposed modification would affect the public diplomacy goals of, and the estimated economic impact on, the United States: *Provided further*, That such consultation shall take place not later than 30 days prior to the publication in the Federal Register of any regulatory action modifying the Exchange Visitor Program.]

([8]7) PAYMENTS.—Funds appropriated by this Act and prior Acts making appropriations for the Department of State, foreign operations, and related programs under the headings "Diplomatic Programs" and "Operating Expenses", except for funds designated by Congress as an emergency requirement pursuant to a concurrent resolution on the budget or the Balanced Budget and Emergency Deficit Control Act of 1985, are available to provide payments pursuant to section 901(i)(2) of title IX of division J of the Further Consolidated Appropriations Act, 2020 (22 U.S.C. 2680b(i)(2)): *Provided*, That funds made available pursuant to this paragraph shall be subject to prior consultation with the Committees on Appropriations].

([9]8) AFGHAN ALLIES.—Section 602(b)(3)(F) of the Afghan Allies Protection Act of 2009 (8 U.S.C. 1101 note) is amended—

(A) in the heading, by striking "[2022] 2023" and inserting "[2023] 2024";

(B) in the matter preceding clause (i), in the first sentence, by striking "[34,500] 38,500" and inserting "[38,500] 42,500"; and

(C) in clauses (i) and (ii), by striking "December 31, [2023] 2024" and inserting "December 31, [2024] 2025".

([10]9) TRANSATLANTIC ENGAGEMENT.—Funds appropriated by this Act under the heading "Diplomatic Programs" are available for support of an institute for transatlantic engagement if legislation establishing such an institute is enacted into law by September 30, 2023: *Provided*, That in the event that such legislation is not enacted into law by such date, the amounts described in this paragraph [shall] *should* be available under the heading "Diplomatic Programs" for the purposes therein.

([h]g) TRANSFER OF FUNDS FOR EXTRAORDINARY PROTECTION.—The Secretary of State may transfer to, and merge with, funds under the heading "Protection of Foreign Missions and Officials" unobligated balances of expired funds appropriated under the heading "Diplomatic Programs" for fiscal year [2023] 2024, at no later

## LEGISLATIVE LANGUAGE

than the end of the fifth fiscal year after the last fiscal year for which such funds are available for the purposes for which appropriated: *Provided*, That not more than \$50,000,000 may be transferred.

**[(i) PROTECTIONS AND REMEDIES FOR EMPLOYEES OF DIPLOMATIC MISSIONS AND INTERNATIONAL ORGANIZATIONS.—**The terms and conditions of section 7034(k) of the Department of State, Foreign Operations, and Related Programs Appropriations Act, 2020 (division G of Public Law 116–94) shall continue in effect during fiscal year 2023.]

**(h) REPORTS REPEALED.—**

*(1) The following provisions of law are hereby repealed: section 111(a) of Public Law 111–195; section 4 of Public Law 107–243; sections 51(a)(2) and 404(e) of Public Law 84–885; section 1012(c) of Public Law 103–337; sections 549, 620C(c), 655, and 656 of Public Law 87–195; section 8 of Public Law 107–245; section 181 of Public Law 102–138; section 527(f) of Public Law 103–236; section 12(a)–(b) of Public Law 108–19; section 702 of Public Law 107–228; section 570(d) of Public Law 104–208; section 5103(f) of Public Law 111–13; Section 4 of Public Law 79–264 (22 U.S.C. 287b(a)); section 118(f) of the Foreign Assistance Act of 1961 (22 U.S.C. 2151p1(f)); and section 6502(b) of Public Law 117–81.*

*(2) Section 136 of the Foreign Assistance Act of 1961 (22 U.S.C. 2152h) is amended—*

*(A) in subsections (e)(1)(B)(ii) and (e)(2)(B)(ii) by striking "and revision, not less frequently than once every 5 years,"; and*

*(B) in subsection (j)(1) by striking ", October 1, 2022, and October 1, 2027,".*

*(3) Section 110(b)(l) of the Trafficking Victims Protection Act of 2000 (22 U.S.C. 7107(b)(l)) is amended by striking "June 1" and inserting "June 30".*

**[(l)k) EXTENSION OF AUTHORITIES.—**

**(1) INCENTIVES FOR CRITICAL POSTS.—**The authority contained in section 1115(d) of the Supplemental Appropriations Act, 2009 (Public Law 111–32) shall remain in effect through September 30, [2023] 2024.

**(2) CATEGORICAL ELIGIBILITY.—**The Foreign Operations, Export Financing, and Related Programs Appropriations Act, 1990 (Public Law 101–167) is amended—

**(A) in section 599D (8 U.S.C. 1157 note)—**

**(i) in subsection (b)(3), by striking "and 2022" and inserting "2022, 2023, and [2023] 2024"; and**

**(ii) in subsection (e), by striking "2022" each place it appears and inserting "[2023] 2024"; and**

**(B) in section 599E(b)(2) (8 U.S.C. 1255 note), by striking "2022" and inserting "[2023] 2024".**

## LEGISLATIVE LANGUAGE

(3) SPECIAL INSPECTOR GENERAL FOR AFGHANISTAN RECONSTRUCTION COMPETITIVE STATUS.—Notwithstanding any other provision of law, any employee of the Special Inspector General for Afghanistan Reconstruction (SIGAR) who completes at least 12 months of continuous service after enactment of this Act or who is employed on the date on which SIGAR terminates, whichever occurs first, shall acquire competitive status for appointment to any position in the competitive service for which the employee possesses the required qualifications.

(4) TRANSFER OF BALANCES.—Section 7081(h) of the Department of State, Foreign Operations, and Related Programs Appropriations Act, 2017 (division J of Public Law 115–31) shall continue in effect during fiscal year [2023] 2024.

[(5) PROTECTIVE SERVICES.—Section 7071 of the Department of State, Foreign Operations, and Related Programs Appropriations Act, 2022 (division K of Public Law 117–103) shall continue in effect during fiscal year 2023.]

(6) OVERSEAS PAY COMPARABILITY AND LIMITATION.—*The authority provided by section 1113 of the Supplemental Appropriations Act, 2009 (Public Law 111–32) shall remain in effect through September 30, 2024.*

(7) TIME PERIOD FOR PERSONAL SERVICES CONTRACTS.—*The authority provided in section 2401 of the Extending Government Funding and Delivering Emergency Assistance Act, 2021 (Public Law 117–43) shall remain in effect through September 30, 2024.*

(8) EXTENSION OF PROCUREMENT AUTHORITY.—*Section 7077 of the Department of State, Foreign Operations, and Related Programs Appropriations Act, 2012 (division I of Public Law 11274) shall continue in effect during fiscal year 2024.*

(9) PASSPORT FEES.—*Section 1(b) of the Passport Act of June 4, 1920 (22 U.S.C. 214(b)) is amended by striking paragraph (2) and redesignating paragraph (3) as paragraph (2).*

[(r)p] SECTION 889.—For the purposes of obligations and expenditures made with funds appropriated by this Act and prior Acts making appropriations for the Department of State, foreign operations, and related programs, the waiver authority in section 889(d)(2) of the John S. McCain National Defense Authorization Act for Fiscal Year 2019 (Public Law 115–232) may also be available to the Secretary of State *and the USAID Administrator*, following consultation with the Director of National Intelligence[: *Provided*, That not later than 60 days after the date of enactment of this Act, the Secretary of State shall submit to the appropriate congressional committees a report detailing the use of the authority of this subsection since the date of enactment of this Act, which shall include the scope and duration of any waiver granted, the entity covered by such waiver, and a detailed description of the national security interest served: *Provided further*, That such report shall be updated every 60 days until September 30, 2024].

(q) SECTION 5949.—*Section 5949 of the James M. Inhofe National Defense Authorization Act for Fiscal Year 2023 (Public Law 117–263) is amended—*

(1) *in subsection (b), by adding the following new paragraph after paragraph (2): "(3) SECRETARY OF STATE. The Secretary of State, in consultation with the Director of National Intelligence or the Secretary of Defense, may provide a waiver on a date later than the effective date described in subsection (c) if the Secretary determines the waiver is in the critical national security interests of the United States.";* and

(2) *by redesignating paragraphs (3) through (7) as paragraphs (4) through (8), respectively.*

## LEGISLATIVE LANGUAGE

### ([s]*r*) DEFINITIONS.—

(1) APPROPRIATE CONGRESSIONAL COMMITTEES.—Unless otherwise defined in this Act, for purposes of this Act the term "appropriate congressional committees" means the Committees on Appropriations and Foreign Relations of the Senate and the Committees on Appropriations and Foreign Affairs of the House of Representatives.

(2) FUNDS APPROPRIATED BY THIS ACT AND PRIOR ACTS.—Unless otherwise defined in this Act, for purposes of this Act the term "funds appropriated by this Act and prior Acts making appropriations for the Department of State, foreign operations, and related programs" means funds that remain available for obligation, and have not expired.

*(s) BACK-UP CARE.—Funds made available to USAID and the Department of State in this Act or any prior Act making appropriations for the Department of State, foreign operations, and related programs may be used for unanticipated non-medical care, including childcare, eldercare, and self-care, for USAID and Department of State employees and their family members, including through the provision of such services, referrals to care providers, and reimbursement of reasonable expenses for such services.*

### MIDDLE EAST AND NORTH AFRICA

SEC. [7041] 7027.

#### (b) IRAN.—

[(1)] FUNDING.—Funds appropriated by this Act under the headings "Diplomatic Programs", "Economic Support Fund", and "Nonproliferation, Anti-terrorism, Demining and Related Programs" [shall] *may* be made available for the programs and activities described under this section in House Report 117–401.

### EAST ASIA AND THE PACIFIC

SEC. [7043] 7029.

#### [(f)] PACIFIC ISLANDS COUNTRIES.—

(1) OPERATIONS.—Funds appropriated under title I in this Act and prior Acts making appropriations for the Department of State, foreign operations, and related programs may be made available for establishing and operating diplomatic facilities in Kiribati, Tonga, Solomon Islands, and Vanuatu, subject to section 7015(a)(3) of this Act and following consultation with the Committees on Appropriations.]

#### [(g)] PEOPLE'S REPUBLIC OF CHINA.—

(1) LIMITATION ON USE OF FUNDS.—None of the funds appropriated under the heading "Diplomatic Programs" in this Act may be obligated or expended for processing licenses for the export of satellites of United States origin (including commercial satellites and satellite components) to the People's Republic of China (PRC) unless, at least 15 days in advance, the Committees on Appropriations are notified of such proposed action.]

#### [(i)*d*] TAIWAN.—

[(3)] FELLOWSHIP PROGRAM.—Funds appropriated by this Act under the heading "Payment to the American Institute in Taiwan" shall be made available to establish a Taiwan Fellowship Program.]

### SOUTH AND CENTRAL ASIA

SEC. [7044] 7030. (a) AFGHANISTAN.—

[(2] 5) AFGHAN SPECIAL IMMIGRANT VISAS.—Funds appropriated or otherwise made available by this Act under the heading "Administration for Foreign Affairs" [and fees available for obligation during fiscal year 2023

## LEGISLATIVE LANGUAGE

in the Consular and Border Security Programs account shall] *may* be made available for additional Department of State personnel necessary to eliminate processing backlogs and expedite adjudication of Afghan Special Immigrant Visa cases, including for the National Visa Center and the Afghan Special Immigrant Visa Unit.

### UNITED NATIONS

SEC. [7048] 7034. [(a) TRANSPARENCY AND ACCOUNTABILITY.—Not later than 120 days after the date of enactment of this Act, the Secretary of State shall report to the Committees on Appropriations whether each organization, department, or agency receiving a contribution from funds appropriated by this Act under the headings "Contributions to International Organizations" and "International Organizations and Programs"—

(1) is posting on a publicly available website, consistent with privacy regulations and due process, regular financial and programmatic audits of such organization, department, or agency, and providing the United States Government with necessary access to such financial and performance audits;

(2) has submitted a report to the Department of State, which shall be posted on the Department's website in a timely manner, demonstrating that such organization is effectively implementing and enforcing policies and procedures which meet or exceed best practices in the United States for the protection of whistleblowers from retaliation, including—

(A) protection against retaliation for internal and lawful public disclosures;

(B) legal burdens of proof;

(C) statutes of limitation for reporting retaliation;

(D) access to binding independent adjudicative bodies, including shared cost and selection of external arbitration; and

(E) results that eliminate the effects of proven retaliation, including provision for the restoration of prior employment; and

(3) effectively implementing and enforcing policies and procedures on the appropriate use of travel funds, including restrictions on first-class and business class travel.]

[(b) RESTRICTIONS ON UNITED NATIONS DELEGATIONS AND ORGANIZATIONS.—

(1) RESTRICTIONS ON UNITED STATES DELEGATIONS.—None of the funds made available by this Act may be used to pay expenses for any United States delegation to any specialized agency, body, or commission of the United Nations if such agency, body, or commission is chaired or presided over by a country, the government of which the Secretary of State has determined, for purposes of section 1754(c) of the Export Reform Control Act of 2018 (50 U.S.C. 4813(c)), supports international terrorism.

(2) RESTRICTIONS ON CONTRIBUTIONS.—None of the funds made available by this Act may be used by the Secretary of State as a contribution to any organization, agency, commission, or program within the United Nations system if such organization, agency, commission, or program is chaired or presided over by a country the government of which the Secretary of State has determined, for purposes of section 620A of the Foreign Assistance Act of 1961, section 40 of the Arms Export Control Act, section 1754(c) of the Export Reform Control Act of 2018 (50 U.S.C. 4813(c)), or any other provision of law, is a government that has repeatedly provided support for acts of international terrorism.

(3) WAIVER.—The Secretary of State may waive the restriction in this subsection if the Secretary determines and reports to the Committees on Appropriations that to do so is important to the national interest of the United States, including a description of the national interest served.]

[(c) UNITED NATIONS HUMAN RIGHTS COUNCIL.—None of the funds appropriated by this Act may be made available in support of the United Nations Human Rights Council unless the Secretary of State determines and reports to the Committees on Appropriations that participation in the Council is important to the national interest of the United States and that such Council is taking significant steps

to remove Israel as a permanent agenda item and ensure integrity in the election of members to such Council:

*Provided*, That such report shall include a description of the national interest served and the steps taken to remove Israel as a permanent agenda item and ensure integrity in the election of members to such Council: *Provided*

*further*, That the Secretary of State shall report to the Committees on Appropriations not later than September 30, 2023, on the resolutions considered in the United Nations Human Rights Council during the previous 12 months,

## LEGISLATIVE LANGUAGE

and on steps taken to remove Israel as a permanent agenda item and ensure integrity in the election of members to such council.]

[f] REPORT.—Not later than 45 days after the date of enactment of this Act, the Secretary of State shall submit a report to the Committees on Appropriations detailing the amount of funds available for obligation or expenditure in fiscal year 2023 for contributions to any organization, department, agency, or program within the United Nations system or any international program that are withheld from obligation or expenditure due to any provision of law: *Provided*, That the Secretary shall update such report each time additional funds are withheld by operation of any provision of law: *Provided further*, That the reprogramming of any withheld funds identified in such report, including updates thereof, shall be subject to prior consultation with, and the regular notification procedures of, the Committees on Appropriations.]

[g]a) SEXUAL EXPLOITATION AND ABUSE IN PEACEKEEPING OPERATIONS.—The Secretary of State [shall] *should*, to the maximum extent practicable, withhold assistance to any unit of the security forces of a foreign country if the Secretary has credible information that such unit has engaged in sexual exploitation or abuse, including while serving in a United Nations peacekeeping operation, until the Secretary determines that the government of such country is taking effective steps to hold the responsible members of such unit accountable and to prevent future incidents: *Provided*, That the Secretary [shall] *should* promptly notify the government of each country subject to any withholding of assistance pursuant to this paragraph, and shall notify the appropriate congressional committees of such withholding not later than 10 days after a determination to withhold such assistance is made: *Provided further*, That the Secretary [shall] *should*, to the maximum extent practicable, assist such government in bringing the responsible members of such unit to justice[: *Provided further*, That not later than 60 days after the date of enactment of this Act, the Secretary shall submit a report to the Committees on Appropriations detailing the policies, mechanisms, and procedures established to implement this subsection, following consultation with the Committees on Appropriations].

[h]b) ADDITIONAL AVAILABILITY.—Subject to the regular notification procedures of the Committees on Appropriations, funds appropriated by this Act which are returned or not made available due to the second proviso under the heading "Contributions for International Peacekeeping Activities" in title I of this Act or section 307(a) of the Foreign Assistance Act of 1961 (22 U.S.C. 2227(a)), shall remain available for obligation until September 30, [2024] 2025: *Provided*, That the requirement to withhold funds for programs in Burma under section 307(a) of the Foreign Assistance Act of 1961 shall not apply to funds appropriated by this Act.

### AIRCRAFT TRANSFER, COORDINATION, AND USE

SEC. [7052] 7038. (a) TRANSFER AUTHORITY.—Notwithstanding any other provision of law or regulation, aircraft *and equipment* procured with funds appropriated by this Act and prior Acts making appropriations for the Department of State, foreign operations, and related programs under the headings "Diplomatic Programs", "International Narcotics Control and Law Enforcement", "*Pakistan Counterinsurgency Capability Fund*", "Andean Counterdrug Initiative", and "Andean Counterdrug Programs" may be used for any other program and in any region: *Provided*, That such authority shall apply to equipment procured with funds appropriated under the heading "*Pakistan Counterinsurgency Capability Fund*" in prior Acts.

[b] PROPERTY DISPOSAL.—The authority provided in subsection (a) shall apply only after the Secretary of State determines and reports to the Committees on Appropriations that the equipment is no longer required to meet programmatic purposes in the designated country or region: *Provided*, That any such transfer shall be subject to prior consultation with, and the regular notification procedures of, the Committees on Appropriations.]

### [c]b) AIRCRAFT COORDINATION.—

(1) AUTHORITY.—The uses of aircraft purchased or leased by the Department of State and the United States Agency for International Development with funds made available in this Act or prior Acts making appropriations for the Department of State, foreign operations, and related programs [shall] *should* be coordinated under the

## LEGISLATIVE LANGUAGE

authority of the appropriate Chief of Mission: *Provided*, That such aircraft may be used to transport, on a reimbursable or non-reimbursable basis, Federal and non-Federal personnel supporting Department of State and USAID programs and activities: *Provided further*, That official travel for other agencies for other purposes may be supported on a reimbursable basis, or without reimbursement when traveling on a space available basis: *Provided further*, That funds received by the Department of State in connection with the use of aircraft owned, leased, or chartered by the Department of State may be credited to the Working Capital Fund of the Department and shall be available for expenses related to the purchase, lease, maintenance, chartering, or operation of such aircraft.

(2) SCOPE.—The requirement and authorities of this subsection shall only apply to aircraft, the primary purpose of which is the transportation of personnel.

([d]c) AIRCRAFT OPERATIONS AND MAINTENANCE.—To the maximum extent practicable, the costs of operations and maintenance, including fuel, of aircraft funded by this Act shall be borne by the recipient [country].

### [BUDGET DOCUMENTS]

[SEC. 7062. (a) OPERATING PLANS.—Not later than 45 days after the date of enactment of this Act, each department, agency, or organization funded in titles I, II, and VI of this Act, and the Department of the Treasury and Independent Agencies funded in title III of this Act, including the Inter-American Foundation and the United States African Development Foundation, shall submit to the Committees on Appropriations an operating plan for funds appropriated to such department, agency, or organization in such titles of this Act, or funds otherwise available for obligation in fiscal year 2023, that provides details of the uses of such funds at the program, project, and activity level: *Provided*, That such plans shall include, as applicable, a comparison between the congressional budget justification funding levels, the most recent congressional directives or approved funding levels, and the funding levels proposed by the department or agency; and a clear, concise, and informative description/justification: *Provided further*, That operating plans that include changes in levels of funding for programs, projects, and activities specified in the congressional budget justification, in this Act, or amounts specifically designated in the respective tables included in the explanatory statement described in section 4 (in the matter preceding division A of this consolidated Act), as applicable, shall be subject to the notification and reprogramming requirements of section 7015 of this Act.

### (b) SPEND PLANS.—

(1) Prior to the initial obligation of funds, the Secretary of State or Administrator of the United States Agency for International Development, as appropriate, shall submit to the Committees on Appropriations spend plans as described under this section in the explanatory statement described in section 4 (in the matter preceding division A of this consolidated Act).

(2) Not later than 90 days after the date of enactment of this Act, the Secretary of the Treasury shall submit to the Committees on Appropriations a detailed spend plan for funds made available by this Act under the heading "Department of the Treasury, International Affairs Technical Assistance" in title III.

(3) Notwithstanding paragraph (1), up to 10 percent of the funds contained in a spend plan required by this subsection may be obligated prior to the submission of such spend plan if the Secretary of State, the USAID Administrator, or the Secretary of the Treasury, as applicable, determines that the obligation of such funds is necessary to avoid significant programmatic disruption: *Provided*, That not less than seven days prior to such obligation, the Secretary or Administrator, as appropriate, shall consult with the Committees on Appropriations on the justification for such obligation and the proposed uses of such funds.



## LEGISLATIVE LANGUAGE

(c) CLARIFICATION.—The spend plans referenced in subsection (b) shall not be considered as meeting the notification requirements in this Act or under section 634A of the Foreign Assistance Act of 1961.

(d) CONGRESSIONAL BUDGET JUSTIFICATION.—The congressional budget justification for Department of State operations and foreign operations shall be provided to the Committees on Appropriations concurrent with the date of submission of the President's budget for fiscal year 2024: *Provided*, That the appendices for such justification shall be provided to the Committees on Appropriations not later than 10 calendar days thereafter.]

### [REORGANIZATION]

[SEC. 7063. (a) PRIOR CONSULTATION AND NOTIFICATION.—Funds appropriated by this Act, prior Acts making appropriations for the Department of State, foreign operations, and related programs, or any other Act may not be used to implement a reorganization, redesign, or other plan described in subsection (b) by the Department of State, the United States Agency for International Development, or any other Federal department, agency, or organization funded by this Act without prior consultation by the head of such department, agency, or organization with the appropriate congressional committees: *Provided*, That such funds shall be subject to the regular notification procedures of the Committees on Appropriations: *Provided further*, That any such notification submitted to such Committees shall include a detailed justification for any proposed action: *Provided further*, That congressional notifications submitted in prior fiscal years pursuant to similar provisions of law in prior Acts making appropriations for the Department of State, foreign operations, and related programs may be deemed to meet the notification requirements of this section.

(b) DESCRIPTION OF ACTIVITIES.—Pursuant to subsection (a), a reorganization, redesign, or other plan shall include any action to—

- (1) expand, eliminate, consolidate, or downsize covered departments, agencies, or organizations, including bureaus and offices within or between such departments, agencies, or organizations, including the transfer to other agencies of the authorities and responsibilities of such bureaus and offices;
- (2) expand, eliminate, consolidate, or downsize the United States official presence overseas, including at bilateral, regional, and multilateral diplomatic facilities and other platforms; or
- (3) expand or reduce the size of the permanent Civil Service, Foreign Service, eligible family member, and locally employed staff workforce of the Department of State and USAID from the staffing levels previously justified to the Committees on Appropriations for fiscal year 2023.]

### DEPARTMENT OF STATE MANAGEMENT

SEC. [7064] 7043. (a) WORKING CAPITAL FUND.—Funds appropriated by this Act or otherwise made available to the Department of State for payments to the Working Capital Fund that are made available for new service centers, shall be subject to the regular notification procedures of the Committees on Appropriations.

(b) CERTIFICATION.—

(1) COMPLIANCE.—Not later than 45 days after the initial obligation of funds appropriated under titles III and IV of this Act that are made available to a Department of State bureau or office with responsibility for the management and oversight of such funds, the Secretary of State shall certify and report to the Committees on Appropriations, on an individual bureau or office basis, that such bureau or office is in compliance with Department and Federal financial and grants management policies, procedures, and regulations, as applicable.

(2) CONSIDERATIONS.—When making a certification required by paragraph (1), the Secretary of State shall consider the capacity of a bureau or office to—

(A) account for the obligated funds at the country and program level, as appropriate;

## LEGISLATIVE LANGUAGE

- (B) identify risks and develop mitigation and monitoring plans;
- (C) establish performance measures and indicators;
- (D) review activities and performance; and
- (E) assess final results and reconcile finances.

(3) PLAN.—If the Secretary of State is unable to make a certification required by paragraph (1), the Secretary shall submit a plan and timeline detailing the steps to be taken to bring such bureau or office into compliance.

[(c) INFORMATION TECHNOLOGY PLATFORM.—None of the funds appropriated in title I of this Act under the heading "Administration of Foreign Affairs" may be made available for a new major information technology investment without the concurrence of the Chief Information Officer, Department of State.]

### EXTENSION OF CONSULAR FEES AND RELATED AUTHORITIES

SEC. [7068] 7047. (a) Section 1(b)(1) of the Passport Act of June 4, 1920 (22 U.S.C. 214(b)(1)) shall be applied through fiscal year [2023] 2024 by substituting "the costs of providing consular services" for "such costs".

(b) Section 21009 of the Emergency Appropriations for Coronavirus Health Response and Agency Operations (division B of Public Law 116–136; 134 Stat. 592) shall be applied during fiscal year [2023] 2024 by substituting "2020 through [2023] 2024" for "2020 and 2021".

(c) Discretionary amounts made available to the Department of State under the heading "Administration of Foreign Affairs" of this Act, and discretionary unobligated balances under such heading from prior Acts making appropriations for the Department of State, foreign operations, and related programs, may be transferred to the Consular and Border Security Programs account if the Secretary of State determines and reports to the Committees on Appropriations that to do so is necessary to sustain consular operations, following consultation with such Committees: *Provided*, That such transfer authority is in addition to any transfer authority otherwise available in this Act and under any other provision of law: *Provided further*, That no amounts may be transferred from amounts designated as an emergency requirement pursuant to a concurrent resolution on the budget or the Balanced Budget and Emergency Deficit Control Act of 1985.

(d) In addition to the uses permitted pursuant to section 286(v)(2)(A) of the Immigration and Nationality Act (8 U.S.C. 1356(v)(2)(A)), for fiscal year [2023] 2024, the Secretary of State may also use fees deposited into the Fraud Prevention and Detection Account for the costs of providing consular services.

(e) Amounts provided pursuant to subsection (b) are designated by the Congress as being for an emergency requirement pursuant to section 4001(a)(1) of S. Con. Res. 14 (117th Congress), the concurrent resolution on the budget for fiscal year 2022, and section 1(e) of H. Res. 1151 (117th Congress), as engrossed in the House of Representatives on June 8, 2022.

### [MANAGEMENT OF INTERNATIONAL TRANSBOUNDARY WATER POLLUTION]

#### [(INCLUDING TRANSFER OF FUNDS)]

[SEC. 7069. In fiscal year 2023 and in each fiscal year thereafter—

(a) The Administrator of the Environmental Protection Agency (the "Administrator") may transfer amounts made available under the heading "Environmental Protection Agency—State and Tribal Assistance Grants" in the USMCA Supplemental Appropriations Act, 2019 (title IX of Public Law 116–113) to the International Boundary and Water Commission, United States and Mexico (the "Commission"), by entering into an interagency agreement or by awarding a grant, to support the construction of treatment works (as that term is defined in

## LEGISLATIVE LANGUAGE

section 212(2) of the Federal Water Pollution Control Act (33 U.S.C. 1292(2))), that will be owned or operated by the Commission: *Provided*, That the Commission shall, in consultation with the Administrator and subject to the requirements of sections 513 and 608 of the Federal Water Pollution Control Act (33 U.S.C. 1372 and 1388), use amounts transferred pursuant to this section for general, administrative, or other costs (including construction management) related to the planning, study, design, and construction, of treatment works that, as determined by the Commissioner of the Commission, will—

(1) protect residents in the United States-Mexico border region from water pollution resulting from—

(A) transboundary flows of wastewater, stormwater, or other international transboundary water flows originating in Mexico; and

(B) any inadequacies or breakdowns of treatment works in Mexico; and

(2) provide treatment of the flows and water pollution described in subparagraph

(A) in compliance with local, State, and Federal law: *Provided*, That the Commission may also use amounts transferred pursuant to this section to operate and maintain any new treatment work constructed, which shall be in addition to any amounts otherwise available to the Commission for such purposes.

(b) The Commission is authorized to enter into an agreement with the appropriate official or officials of the United States and Mexican States for the operation and maintenance by the Commission of any new treatment works, pursuant to subsection (a): *Provided*, That such agreement shall contain a provision relating to the division between the two Governments of the costs of such operation and maintenance, or of the works involved there as may be recommended by said Commission and approved by the Government of Mexico.

(c) Nothing in this section modifies, amends, repeals, or otherwise limits the authority of the Commission under—

(1) the treaty relating to the utilization of the waters of the Colorado and Tijuana Rivers, and of the Rio Grande (Rio Bravo) from Fort Quitman, Texas, to the Gulf of Mexico, and supplementary protocol, signed at Washington February 3, 1944 (59 Stat. 1219), between the United States and Mexico; or

(2) any other applicable treaty.

(d) Funds transferred pursuant to subsection (a) shall be subject to the regular notification procedures of the Committees on Appropriations.

(e) Amounts repurposed pursuant to this section that were previously designated by the Congress as an emergency requirement pursuant to the Balanced Budget and Emergency Deficit Control Act of 1985 or a concurrent resolution on the budget are designated as an emergency requirement pursuant to section 4001(a)(1) of S. Con. Res. 14 (117th Congress), the concurrent resolution on the budget for fiscal year 2022, and section 1(e) of H. Res. 1151 (117th Congress), as engrossed in the House of Representatives on June 8, 2022.]

### WAIVER AUTHORITY

SEC. [7070] 7048. [The President may waive section 414 of Public Law 101–246 and section 410 of Public Law 103–236 with respect to the United Nations Educational, Scientific and Cultural Organization if the President determines and reports in writing to the Speaker of the House of Representatives, the President Pro Tempore of the Senate, and the appropriate congressional committees that to do so would enable the United States to counter Chinese influence or to promote other national interests of the United States: *Provided*, That the authority of this section shall cease to have effect if, after enactment of this Act, the Palestinians obtain the same standing as member states or full membership as a state in the United Nations or any specialized agency thereof outside an

## LEGISLATIVE LANGUAGE

agreement negotiated between Israel and the Palestinians: *Provided further*, That the authority of this section shall sunset on September 30, 2025, unless extended in a subsequent Act of Congress] *SPECIALIZED AGENCY WAIVER AND TRANSFER AUTHORITY.—The President may hereafter waive section 414 of Public Law 101–246 and section 410 of Public Law 103–236 on a case-by-case basis if the President determines and certifies in writing to the Speaker of the House of Representatives, the President Pro Tempore of the Senate, and the Committees on Appropriations that to do so is important to the national interest of the United States.*

### AUTHORITY TO ISSUE ADMINISTRATIVE SUBPOENAS

*SEC. 7051. The Secretary of State may use on the authority in section 3486(a)(1)(A)(iii) of title 18, United States Code, in relevant part, and this authority shall also be available for investigations of offenses under section 878 or chapter 75 of title 18, United States Code, or a threat against a person, foreign mission, or international organization authorized to receive protection by special agents of the Department of State and the Foreign Service: Provided, That when exercising such authority, imminence of threat, if applicable, shall be determined by the Director of the Diplomatic Security Service.*

### CONSULAR NOTIFICATION COMPLIANCE

*SEC. 7052. (a) PETITION FOR REVIEW.—(1) JURISDICTION. Notwithstanding any other provision of law, a Federal court shall have jurisdiction to review the merits of a petition claiming violation of Article 36(1)(b) or (c) of the Vienna Convention on Consular Relations, done at Vienna April 24, 1963, or a comparable provision of a bilateral international agreement addressing consular notification and access, filed by an individual convicted and sentenced to death by any Federal or State court before the date of enactment of this Act.*

*(2) STANDARD. To obtain relief, an individual described in paragraph (1) must make a showing of actual prejudice to the criminal conviction or sentence as a result of the violation: Provided, That the court may conduct an evidentiary hearing if necessary to supplement the record and, upon a finding of actual prejudice, shall order a new trial or sentencing proceeding.*

#### *(3) LIMITATIONS.*

*(A) INITIAL SHOWING. To qualify for review under this subsection, a petition must make an initial showing that (i) a violation of Article 36(1)(b) or (c) of the Vienna Convention on Consular Relations, done at Vienna April 24, 1963, or a comparable provision of a bilateral international agreement addressing consular notification and access, occurred with respect to the individual described in paragraph (1); and (ii) if such violation had not occurred, the consulate would have provided assistance to the individual.*

*(B) EFFECT OF PRIOR ADJUDICATION. A petition for review under this subsection shall not be granted if the claimed violation described in paragraph (1) has previously been adjudicated on the merits by a Federal or State court of competent jurisdiction in a proceeding in which no Federal or State procedural bars were raised with respect to such violation and in which the court provided review equivalent to the review provided in this subsection, unless the adjudication of the claim resulted in a decision that was based on an unreasonable determination of the facts in light of the evidence presented in the prior Federal or State court proceeding.*

*(C) FILING DEADLINE. A petition for review under this subsection shall be filed within 1 year of the later of*

*(i) the date of enactment of this Act;*

*(ii) the date on which the Federal or State court judgment against the individual described in paragraph (1) became final by the conclusion of direct review or the expiration of the time for seeking such review; or*

## LEGISLATIVE LANGUAGE

*(iii) the date on which the impediment to filing a petition created by Federal or State action in violation of the Constitution or laws of the United States is removed, if the individual described in paragraph (1) was prevented from filing by such Federal or State action.*

*(D) TOLLING. The time during which a properly filed application for State post-conviction or other collateral review with respect to the pertinent judgment or claim is pending shall not be counted toward the 1-year period of limitation.*

*(E) TIME LIMIT FOR REVIEW. A Federal court shall give priority to a petition for review filed under this subsection over all noncapital matters: Provided, That with respect to a petition for review filed under this subsection and claiming only a violation described in paragraph (1), a Federal court shall render a final determination and enter a final judgment not later than one year after the date on which the petition is filed.*

*(4) HABEAS PETITION. A petition for review under this subsection shall be part of the first Federal habeas corpus application or motion for Federal collateral relief under chapter 153 of title 28, United States Code, filed by an individual, except that if an individual filed a Federal habeas corpus application or motion for Federal collateral relief before the date of enactment of this Act or if such application is required to be filed before the date that is 1 year after the date of enactment of this Act, such petition for review under this subsection shall be filed not later than 1 year after the enactment date or within the period prescribed by paragraph (3)(C)(iii), whichever is later: Provided, That no petition filed in conformity with the requirements of the preceding sentence shall be considered a second or successive habeas corpus application or subjected to any bars to relief based on preenactment proceedings other than as specified in paragraph (2).*

*(5) REFERRAL TO MAGISTRATE. A Federal court acting under this subsection may refer the petition for review to a Federal magistrate for proposed findings and recommendations pursuant to 28 U.S.C. 636(b)(1)(B).*

*(6) APPEAL.*

*(A) IN GENERAL. A final order on a petition for review under paragraph (1) shall be subject to review on appeal by the court of appeals for the circuit in which the proceeding is held.*

*(B) APPEAL BY PETITIONER. An individual described in paragraph (1) may appeal a final order on a petition for review under paragraph (1) only if a district or circuit judge issues a certificate of appealability: Provided, That a district or circuit court judge shall issue or deny a certificate of appealability not later than 30 days after an application for a certificate of appealability is filed: Provided further, That a district judge or circuit judge may issue a certificate of appealability under this subparagraph if the individual has made a substantial showing of actual prejudice to the criminal conviction or sentence of the individual as a result of a violation described in paragraph (1).*

*(b) VIOLATION.*

*(1) IN GENERAL. An individual not covered by subsection (a) who is arrested, detained, or held for trial on a charge that would expose the individual to a capital sentence if convicted may raise a claim of a violation of Article 36(1)(b) or (c) of the Vienna Convention on Consular Relations, done at Vienna April 24, 1963, or of a comparable provision of a bilateral international agreement addressing consular notification and access, at a reasonable time after the individual becomes aware of the violation, before the court with jurisdiction over the charge: Provided, That, upon a finding of such a violation (A) the consulate of the foreign state of which the individual is a national shall be notified immediately by the detaining authority, and consular access to the individual shall be afforded in accordance with the provisions of the Vienna Convention on Consular Relations, done at Vienna April 24, 1963, or the comparable provisions of a bilateral international agreement addressing*

## LEGISLATIVE LANGUAGE

*consular notification and access; and (B) the court (i) shall postpone any proceedings to the extent the court determines necessary to allow for adequate opportunity for consular access and assistance; and (ii) may enter necessary orders to facilitate consular access and assistance.*

*(2) EVIDENTIARY HEARINGS. The court may conduct evidentiary hearings if necessary to resolve factual issues.*

*(3) RULE OF CONSTRUCTION. Nothing in this subsection shall be construed to create any additional remedy.*

*(c) DEFINITIONS. In this section the term "State" means any State of the United States, the District of Columbia, the Commonwealth of Puerto Rico, and any territory or possession of the United States.*

*(d) APPLICABILITY. The provisions of this section shall apply during the current fiscal year.*

### REPEAL OF HELMS AMENDMENT CONCERNING DIPLOMATIC FACILITIES

*SEC. 7053. Section 305 of Public Law 100-459 is repealed.*

### REPORT REFORM

*SEC. 7054. Notwithstanding any other provision of law, any provision of law enacted before or after the date of enactment of this section that requires submission of a report to Congress or its committees at regular periodic intervals (including annually, semi-annually, biennially, quarterly or after other stated periods) pertaining to matters within the purview of, or prepared primarily by, the Department of State shall cease to be effective three years after the date of enactment of the provision of law requiring such report and after the Secretary has identified and included in a notification to Congress any such provision of law requiring the report and a statement that the reporting requirement is terminated under this sunset legislative provision.*

### DEFENSE TRADE CONTROLS REGISTRATION FEES

*SEC. 7055. Section 45 of the State Department Basic Authorities Act of 1956 (22 U.S.C. 2717) is amended as follows:*

*(1) in the first sentence--*

*(A) by inserting "defense trade control" after "100 percent of the";*

*(B) by striking "the Office of Defense Trade Controls of"; and*

*(C) by inserting after "incurred for" the following: "management, licensing, compliance, and policy activities in the defense trade controls function, including";*

*(2) in subpart (1), by striking "contract personnel to assist in";*

*(3) in subpart (2), by striking the "and" after "computer equipment and related software";*

*(4) in subpart (3), by striking the period after "defense trade export controls" and inserting a semi-colon;*

*(5) by adding a new subpart (4) to read as follows: "the facilitation of defense trade policy development and implementation, review of commodity jurisdiction determinations, public outreach to industry and foreign parties, and analysis of scientific and technological developments as they relate to the exercise of defense trade control authorities; and"; and*

## LEGISLATIVE LANGUAGE

(6) by adding a new subpart (5) to read as follows: "(5) contract personnel to assist in such activities."

### CONSULAR AND BORDER SECURITY PROGRAMS VISA SERVICES COST RECOVERY PROPOSAL

*SEC. 7056. Section 103 of Public Law 107173 (8 U.S.C. 1713) is amended as follows:*

*(1) in subsection (b)--*

*(A) by inserting "or surcharge" after "machine-readable visa fee";*

*(B) by inserting the following at the end: "The amount of the machine-readable visa fee or surcharge may also account for the cost of other consular services not otherwise subject to a fee or surcharge retained by the Department of State."; and*

*(C) in subsection (d), by inserting "or surcharges" after "amounts collected as fees".*

### CONSULAR AND BORDER SECURITY PROGRAMS

*SEC. 7057. (a) BORDER CROSSING CARD FEE FOR MINORS. Section 410(a)(1)(A) of the Department of State and Related Agencies Appropriations Act, 1999 (title IV of Public Law 105-277) is amended by striking "a fee of \$13" and inserting "a fee equal to one half the fee that would otherwise apply for processing a machine-readable combined border crossing identification card and non-immigrant visa".*

*(b) PASSPORT AND IMMIGRANT VISA SECURITY SURCHARGES.*

*(1) The fourth paragraph under the heading "Diplomatic and Consular Programs" in title IV of division B of Public Law 108-447 (8 U.S.C. 1714) is amended by inserting "and the consular protection of U.S. citizens and their interests overseas" after "in support of enhanced border security";*

*(2) Section 6 of Public Law 109-472 (8 U.S.C. 1714 note) is amended by inserting "and the consular protection of U.S. citizens and their interests overseas" after "in support of enhanced border security" each place it appears.*

### GLOBAL ENGAGEMENT CENTER

*SEC. 7058. Section 1287 of the National Defense Authorization Act for Fiscal Year 2017 (22 U.S.C. 2656 note) is amended by striking subsection (j).*

### PROTECTIVE SERVICES

*SEC. 7059. Of the funds appropriated under the heading "Diplomatic Programs" by this Act and prior Acts making appropriations for the Department of State, foreign operations, and related programs, except for funds designated by the Congress as an emergency requirement pursuant to a concurrent resolution on the budget or the Balanced Budget and Emergency Deficit Control Act of 1985, up to \$40,000,000 may be made available to provide protective services to former or retired senior Department of State officials or employees that the Secretary of State, in consultation with the Director of National Intelligence, determines and reports to congressional leadership and the appropriate congressional committees, face a serious and credible threat from a foreign power or the agent of a foreign power arising from duties performed by such official or employee while employed by the Department: Provided, That such determination shall include a justification for the provision of protective services by the Department, including the identification of the specific nature of the threat and the anticipated duration of such services provided, which may be submitted in classified form, if necessary: Provided*

## LEGISLATIVE LANGUAGE

*further, That such protective services shall be consistent with other such services performed by the Bureau of Diplomatic Security under 22 U.S.C. 2709 for Department officials, and shall be made available for an initial period of not more than 180 days, which may be extended for additional consecutive periods of 90 days upon a subsequent determination by the Secretary that the specific threat persists: Provided further, That not later than 45 days after the enactment of this Act and quarterly thereafter, the Secretary shall submit a report to congressional leadership and the appropriate congressional committees detailing the number of individuals receiving protective services and the amount of funds expended for such services on a case-by-case basis, which may be submitted in classified form, if necessary: Provided further, That for purposes of this section a former or retired senior Department of State official or employee means a person that served in the Department at the Assistant Secretary, Special Representative, or Senior Advisor level, or in a comparable or more senior position, and has separated from service at the Department: Provided further, That funds made available pursuant to this section are in addition to amounts otherwise made available for such purposes: Provided further, That the Department of State is authorized to make more than \$40,000,000 available to provide protective services pursuant to this section, subject to the regular notification procedures of the Committees on Appropriations.*

### AUTHORITY TO USE CONTRIBUTIONS TO INTERNATIONAL ORGANIZATIONS FUNDS FOR INTERNATIONAL ENERGY FORUM CONTRIBUTIONS

*SEC. 7060. For fiscal year 2024, United States contributions in support of the International Energy Forum may be paid from funds appropriated under the heading "Contributions to International Organizations".*

### EXTENSION OF CERTAIN PRIVILEGES AND IMMUNITIES TO THE INTERNATIONAL ENERGY FORUM

*SEC. 7061. The International Organizations Immunities Act (22 U.S.C. 288 et seq.) is amended by adding at the end the following new section:*

*"SEC 18.—Under such terms and conditions as the President shall determine, the President is authorized to extend the provisions of this subchapter to the International Energy Forum Secretariat in the same manner, to the same extent, and subject to the same conditions, as they may be extended to a public international organization in which the United States participates pursuant to any treaty or under the authority of any Act of Congress authorizing such participation or making an appropriation for such participation."*

### ENDURING WELCOME PROGRAM ACCOUNT

*SEC. 7064. There is established an account in the Treasury to be known as the "Enduring Welcome Program Account" to provide for relocation and related support of individuals at risk as a result of the situation in Afghanistan, including travel and related expenditures, security, sustainment and other needs, fees, examinations, facilities, and administrative expenses, notwithstanding any other provision of law: Provided, That funds made available to this account shall remain available until expended: Provided further, That such funds may be made available as contributions and are in addition to funds otherwise available for such purposes: Provided further, That such funds may be used for security vetting of eligible individuals at risk from Afghanistan, including biometric information collection and security analysis of other information, notwithstanding any other provision of law: Provided further, That such funds may be considered to be foreign assistance under the Foreign Assistance Act of 1961 for purposes of making available the administrative authorities contained in that Act, as appropriate: Provided further, That unobligated balances from prior year appropriations made available to the Department of State for support for Operation Enduring Welcome and related efforts, including amounts transferred to the Department pursuant to section 122 of division A of Public Law 117–180, may be transferred to and merged with funds available in this account: Provided further, That amounts transferred pursuant to this*



## LEGISLATIVE LANGUAGE

*section that were previously designated by the Congress as an emergency requirement pursuant to a concurrent resolution on the Budget or the Balanced Budget and Emergency Deficit Control Act of 1985 shall retain such designation.*

### INTERNET AS A UTILITY

*SEC. 7065. Section 3 of the State Department Basic Authorities Act of 1956 (22 U.S.C. 2670) is amended—*

*(a) in subsection (l), by striking "and";*

*(b) in subsection (m) by striking the period at the end and inserting "; and"; and*

*(c) by inserting the following new subsection at the end: "(n) pay expenses to provide internet services in residences owned or leased by the United States Government in foreign countries for the use of Department of State personnel".*

### ASSISTANT SECRETARY CAP

*SEC. 7068. Section 1(c)(1) of the State Department Basic Authorities Act of 1956 (22 U.S.C. 2651a(c)(1)) is amended by striking "24" and inserting "30".*

### DOMESTIC PSC AUTHORITY

*SEC. 7069. (a) AUTHORITY. In addition to other authorities that may be available and notwithstanding any applicable restrictions on the ability of the Department of State to enter into personal services contracts, the authorities of section 2(c) of the State Department Basic Authorities Act of 1956 (22 U.S.C. 2669(c)), section 636(a)(3) of the Foreign Assistance Act of 1961 (22 U.S.C. 2396(a)(3)), and section 5(a)(6) of the Migration and Refugee Assistance Act of 1962 (22 U.S.C. 2605(a)(6)) may be exercised, without regard to the geographic limitations referenced therein, particularly to enter into, extend, and maintain contracts to respond to exigent circumstances or other situations as the Secretary deems appropriate.*

*(b) EMPLOYING AND ALLOCATING PERSONNEL.*

*(1) The authority of this section may be carried out to employ up to 200 personal services contractors in the United States in the current fiscal year.*

*(2) The Department of State may allocate such number of individuals for domestic employment to bureaus and offices, as appropriate, without regard to the sources of funding such office relies on to compensate individuals.*

### SUPPORT FOR WRONGFULLY DETAINED

*SEC. 7070. Notwithstanding any other provision of law, the Secretary of State is authorized to provide, for such period as the Secretary considers reasonable, support for United States nationals and their family members, following the return of such nationals, if the Secretary of State has determined that there is credible information that their detention was wrongful, consistent with section 302(a) of the Robert Levinson Hostage Recovery and Hostage-Taking Accountability Act (subtitle A of title III of division FF of Public Law 116-260), particularly for:*

*(a) medical, mental health, and other appropriate support for such wrongfully detained United States nationals, following their return; and*

## LEGISLATIVE LANGUAGE

*(b) appropriate support, including travel expenses, for family members of such individuals during their wrongful detention, and following their return, including for counseling, updates, and other information related to the wrongful detention case and for family reunification.*

### INTERNATIONAL BOUNDARY AND WATER COMMISSION

*SEC. 7072. The United States Section of the International Boundary and Water Commission, United States and Mexico, is hereafter authorized to receive funds, including through grants or other funding agreements, from Federal or non-Federal entities to carry out the functions of the United States Section and to study, design, construct, operate, and maintain treatment and flood control works and related structures: Provided, That funds received under the authority of this section shall be deposited into an appropriate account in the Treasury, to remain available until expended.*

### [RESCISSIONS]

*[(b) EMBASSY SECURITY, CONSTRUCTION, AND MAINTENANCE.—Of the unobligated and unexpended balances from amounts available under the heading "Embassy Security, Construction, and Maintenance" from prior Acts making appropriations for the Department of State, foreign operations, and related programs, \$42,000,000 are rescinded.*

*(c) CONTRIBUTIONS FOR INTERNATIONAL PEACEKEEPING ACTIVITIES.—Of the unobligated and unexpended balances from amounts available under the heading "Contributions for International peacekeeping Activities" from prior Acts making appropriations for the Department of State, foreign operations, and related programs, \$100,000,000 are rescinded.*

*(d) RESTRICTION.—No amounts may be rescinded from amounts that were previously designated by the Congress as an emergency requirement pursuant to a concurrent resolution on the budget or the Balanced Budget and Emergency*

*Deficit Control Act of 1985.]*

*(Department of State, Foreign Operations, and Related Programs Appropriations Act, 2023.)*

## GENERAL PROVISIONS—THIS TITLE

### [(INCLUDING TRANSFERS OF FUNDS)]

*[SEC. 1704. (a) Funds appropriated by this title under the heading "Diplomatic Programs" may be transferred to, and merged with, funds available under the heading "Capital Investment Fund" to respond to the situation in Ukraine and in countries impacted by the situation in Ukraine.] [SEC. 1706. Funds appropriated by this title under the headings "Diplomatic Programs", "Operating Expenses", "Economic Support Fund", "International Narcotics Control and Law Enforcement", "Nonproliferation, Anti-Terrorism, Demining and Related Programs", and "Foreign Military Financing Program" shall be subject to the regular notification procedures of the Committees on Appropriations: Provided, That notifications submitted pursuant to this section shall include for each program notified—(1) total funding made available for such program, by account and fiscal year; (2) funding that remains*

## LEGISLATIVE LANGUAGE

unobligated for such program; (3) funding that is obligated but unexpended for such program; and (4) funding committed, but not yet notified for such program.]

[SEC. 1707. Funds appropriated by this title for the Inspectors General of the Department of State and United States Agency for International Development are in addition to funds otherwise provided for such Inspectors General for fiscal year 2023 and are made available to provide oversight of funds appropriated by this title and funds appropriated in title VI of division N of Public Law 117–103, title V of Public Law 117–128, and title III of division B of Public Law 117–180: *Provided*, That the Inspectors General shall coordinate with the Inspectors General of the Department of Defense and Inspectors General of other relevant Federal agencies in conducting such oversight: *Provided further*, That not later than 90 days after the date of enactment of this Act, the Inspectors General shall provide a report on oversight plans and initial findings to the appropriate congressional committees.]

*(Additional Ukraine Supplemental Appropriations Act, 2023.)*

---

### **NOTE**

All Department of State General Provisions may be found on page 843 of the FY 2024 Department of State and Other International Programs Budget Index: [https://www.whitehouse.gov/wp-content/uploads/2023/03/sta\\_fy2024.pdf](https://www.whitehouse.gov/wp-content/uploads/2023/03/sta_fy2024.pdf)

## **FUNDING CROSSCUTS**

**Diversity, Equity, Inclusion, and Accessibility (DEIA)**

**Global Climate Change**

**Indo-Pacific Strategy**

**Enduring Welcome**

**Creating Helpful Incentives to Produce Semiconductors (CHIPS)**

**Information Technology (IT)**

**Cybersecurity**

# **DIVERSITY, EQUITY, INCLUSION, AND ACCESSIBILITY**

## **DEPARTMENT OF STATE DIVERSITY, EQUITY, INCLUSION, and ACCESSIBILITY FY 2024 REQUEST**

Secretary Blinken established the Office of Diversity and Inclusion (S/ODI), led by Chief Diversity and Inclusion Officer (CDIO) Gina Abercrombie-Winstanley, within the Office of the Secretary (S) in June 2021. S/ODI was created with the mandate to socialize and implement changes to Department policies, processes, and programs aimed at integrating Diversity, Equity, Inclusion, and Accessibility (DEIA) into the State Department's domestic and overseas operations. The FY 2024 Request increases the number of U.S. direct-hire staff from 12 to 14, including the CDIO and one data scientist.

The CDIO and S/ODI established the Diversity and Inclusion Leadership Council. Made up of bureau Deputy Assistant Secretaries and DEIA senior advisors, the Leadership Council was created to facilitate bureau collaboration on the Department's DEIA efforts while at the same time keeping bureaus and overseas posts informed and engaged in these efforts.

Policy development must be well-informed by data, so the Department established the DEIA Data Working Group in the summer of 2021. The Working Group helped develop the Department's FY 2021 Demographic Baseline Report. Based on information that Department employees voluntarily provided and S/ODI delivered to leadership in all Department bureaus in January 2023, the report detailed the demographic composition of each bureau's full-time workforce, including: Civil Service and Foreign Service (FS) positions; grade and rank; race; ethnicity; and, disability status.

In coordination with the Bureau of Global Talent Management (GTM), S/ODI made DEIA one of the five Foreign Service (FS) core precepts for the first time, effective April 2022. Reflective of this, and to be competitive for promotion, all FS personnel must outline in their annual performance evaluations how they uphold and advanced DEIA principles in their current work.

S/ODI also established the CDIO's Small Project Initiative (the Initiative) in April 2022. The Initiative provides between \$500 and \$10,000 for projects that advance the Department's DEIA mission domestically and at overseas embassies and consulates. S/ODI committed an initial tranche of \$100,000 for FY 2022 and, based on the high demand, has committed another \$250,000 for FY 2023. In addition, S/ODI conducted the first Department-wide DEIA Climate Survey in the spring of 2022 and sent a cable to overseas posts with details in September.

During FY 2023, CDIO and S/ODI efforts are focused on:

- coordinating implementation of the DEIA Strategic Plan;
- continuing to strengthen engagement with bureaus and overseas posts, Employee Organizations, and DEIA senior advisors;
- reviewing and approving budget allocations that fund DEIA activities;
- encouraging all bureaus to commit more funding to support DEIA activities, including training;
- galvanizing efforts to implement Department-wide DEIA programs; and,
- working with GTM to expand initiatives to recruit, retain, and develop a workforce that reflects the diversity of the United States. These efforts will include the Department's new paid internship program.

The FY 2024 Request for DEIA resources is \$76.2 million, which is \$4.3 million (5.9 percent) above the FY 2023 Request. The FY 2024 Request will fund programs and activities Department-wide, as well as specific initiatives undertaken by: the Foreign Service Institute (FSI); Bureau of Administration (A); Bureau of Global Talent

## **DIVERSITY, EQUITY, INCLUSION, AND ACCESSIBILITY**

Management (GTM); Diplomatic Security (DS); Bureau of Intelligence and Research (INR); the Bureau of Overseas Buildings Operations (OBO); the Office of Inspector General (OIG); and, the Office of the Secretary (S). All initiatives will be consistent with Equal Employment Opportunity Commission (EEOC) requirements in the federal sector. Priority initiatives across this request are:

- Meeting the Administration's commitment to revitalize the global workforce, including by strengthening DEIA programs;
- Continuing the Department's paid internships program;
- Providing workforce training on leadership and substantive areas focused on DEIA;
- Integrating modernized recruitment methods mirroring industry best practices;
- Expanding recruitment and retention of Department employees from varied backgrounds;
- Promoting a workplace free of discrimination, harassment, or other behavior detrimental to an inclusive and positive work environment;
- Expanding Department employees' understanding of DEIA;
- Advancing activities to engage diverse stakeholders for policy and program consultation;
- Increasing support for persons with disabilities that now qualify for overseas employment at certain posts due to changes in the Department's worldwide availability policy; and,
- Establishing a DEIA Data Dashboard to share demographic baseline data with the workforce.

## DIVERSITY, EQUITY, INCLUSION, AND ACCESSIBILITY (DEIA)

### *Diversity, Equity, Inclusion, and Accessibility Crosscut Summary*

(\$ in Thousands)

BUREAU	PROGRAM / ACTIVITY	FY 2022 Actual		FY 2023 Adjusted Enacted		FY 2024 Request		Increase/ Decrease	
		Funds	Positions	Funds	Positions	Funds	Positions	Funds	Positions
<b>A</b>		-	-	-	-	<b>789</b>	<b>2</b>	<b>789</b>	<b>2</b>
	Overseas Schools Support	-	-	-	-	400	-	400	-
	National Sec, DEIA and Sec's Modernization Agenda	-	-	-	-	389	2	389	2
<b>FSI</b>		<b>2,900</b>	-	<b>2,900</b>	-	<b>2,900</b>	-	-	-
	Diversity, Inclusion, and Unconscious Bias Training	2,400	-	2,400	-	2,400	-	-	-
	Diversity and Inclusion Course Development and Training	500	-	500	-	500	-	-	-
<b>GTM</b>		<b>37,797</b>	-	<b>52,328</b>	-	<b>55,715</b>	<b>3</b>	<b>3,387</b>	<b>3</b>
	Accessibility and Accommodations; Disability Hiring Programs	7,668	-	7,668	-	10,472	-	2,804	-
	Rangel and Pickering Fellowship Program	12,485	-	12,485	-	12,485	-	-	-
	U.S. Foreign Service Internship Program	1,200	-	1,200	-	1,200	-	-	-
	Foreign Affairs Information Technology (FAIT) Fellowship	2,643	-	2,643	-	2,643	-	-	-
	FS Recruitment Modernization	3,982	-	3,982	-	3,982	-	-	-
	Assessment Tools Initiative	-	-	-	-	-	-	-	-
	Colin Powell Leadership Program	-	-	2,531	-	2,531	-	-	-
	Nancy Pelosi Fellowship Program <sup>1</sup>	-	-	2,000	-	2,000	-	-	-
	GTM Staffing Infrastructure and Modernization	-	-	-	-	583	3	583	3
	Paid internships [50% by GTM and 50% bureau-funded]	8,000	-	18,000	-	18,000	-	-	-
	Fellowship Program for DS Recruitment	1,819	-	1,819	-	1,819	-	-	-
<b>DS</b>		<b>2,539</b>	<b>1</b>	<b>2,539</b>	<b>1</b>	<b>2,539</b>	<b>1</b>	-	-
	DS Security Fellowship Program and DEIA Officer	2,539	1	2,539	1	2,539	1	-	-

## DIVERSITY, EQUITY, INCLUSION, AND ACCESSIBILITY (DEIA)

BUREAU	PROGRAM / ACTIVITY	FY 2022 Actual		FY 2023 Adjusted Enacted		FY 2024 Request		Increase/ Decrease	
		Funds	Positions	Funds	Positions	Funds	Positions	Funds	Positions
<b>INR</b>		-	-	<b>194</b>	<b>1</b>	<b>194</b>	<b>1</b>	-	-
	DEIA Program Officer	-	-	194	1	194	1	-	-
<b>OBO</b>		-	-	<b>5,000</b>	-	<b>5,000</b>	-	-	-
	Accessible Housing Program	-	-	5,000	-	5,000	-	-	-
<b>OIG</b>		-	-	-	-	<b>75</b>	-	<b>75</b>	-
	DEIA Dashboard	-	-		-	75	-	75	-
<b>S</b>		<b>8,346</b>	<b>19</b>	<b>8,982</b>	<b>20</b>	<b>8,982</b>	<b>20</b>	-	-
S/ODI <sup>2</sup>	Office of Diversity and Inclusion	6,613	12	7,249	13	7,249	13	-	-
S/OCR <sup>3</sup>	Anti-bullying Initiative	1,733	7	1,733	7	1,733	7	-	-
<b>Grand Total</b>		<b>51,582</b>	<b>20</b>	<b>71,943</b>	<b>22</b>	<b>76,194</b>	<b>27</b>	<b>4,251</b>	<b>5</b>

<sup>1</sup> \$2.0 million included for Nancy Pelosi Fellowship

<sup>2</sup> The Department funding level for FY 2023 Adjusted Enacted includes American Salaries, bureau-managed funds, and prior year balances.

<sup>3</sup> Updated to reflect only the Anti-bullying Initiative.



# **GLOBAL CLIMATE CHANGE**

## **DEPARTMENT OF STATE DIPLOMATIC ENGAGEMENT FY 2024 REQUEST GLOBAL CLIMATE CHANGE**

Since the President issued Executive Order 14008 and 14057 in 2021, the Administration has subsequently released the Federal Sustainability Plan and EO 14057 Implementing Instructions, which have further underscored the strength of the climate and sustainability vision and performance mandates for the U.S. government. Concurrently, it is increasingly clear that the financial, health, and operational impacts of climate change are becoming even more stark, with wildfires, droughts, and blackouts affecting the country's worldwide operations, facilities, personnel, and supply chains. In 2022, Congress signaled their support for strong climate action via the Inflation Reduction Act, which - in addition to the Energy Policy Act of 2020 (EPACT 2020) - provides significant changes for U.S. performance mandates and technology choices for operations and facilities.

Reflecting this, the Department's FY 2024 Request includes an additional \$15.3 million and 19 positions to meet the vision and mandates laid out by the Administration and Congress, as well as assist in efforts for the United States to resume a leadership role on the global stage for climate solutions.

While sustainability is a key responsibility of both policy and management staff, State has limited dedicated personnel and funding to meet the full range of administrative and statutory mandates. Better trained staff are needed to manage the relevant portfolios associated with these activities, including on such issues as performance contracts management, battery storage, compliance with auditing requirements, and other specialized fields. These staff are essential to Department efforts to ensure it can build the capacity necessary to meet mandates and improve its operational resilience. Similarly, dedicated funding for sustainability projects is required to facilitate compliance with statutory and executive performance requirements, as well as mitigate risks from climate change for State facilities, personnel, and operations.

The Department's FY 2024 Request for climate diplomacy and sustainable operations is \$96.8 million, an increase of \$15.3 million from the FY 2023 Adjusted Enacted level. The Request is split almost evenly between policy and management operations.

Regarding management, the increased request is a down payment to build cost-effective, in-house capacity for long-term cost avoidance and risk mitigation for the financial, life safety, and operational risks of climate change.

Overseas, the FY 2024 Request includes \$15.7 million for the Department's share of funding for energy savings projects under the Maintenance Cost Sharing (MCS) program, as well as an additional \$7.8 million in Embassy Security, Construction and Maintenance (ESCM) funding to support the Department's Internet of Things (IoT) efforts which includes MeterNet (smart metering), Renewable Energy, Electric Vehicle Charging, Air Quality Monitoring, Resilience Sensors, Fleet Management, and Bureau of Overseas Buildings Operations (OBO) Smart Building Solutions energy programs.

The Request's ESCM component also includes a separate \$2.1 million for 11 new Civil Service positions to support OBO's Energy programs. OBO's Energy Program has already identified and executed millions in annual savings, and the FY 2024 Request will build the Department capacity necessary to further those efforts. The Budget will incorporate next generation technology into new and existing embassy compounds, thereby: supporting decarbonization and energy and resource efficiency; promoting resilience and cost avoidance through the deployment of alternative and clean energy sources; and demonstrating on the global stage the United States' commitment to proactively addressing climate change while promoting American technologies and solutions.

## GLOBAL CLIMATE CHANGE

Domestically, the Bureau of Administration (A) will utilize FY 2024 funding to continue supporting investments in electric vehicles and charging infrastructure. In addition, the Budget includes two climate and sustainability positions under the Bureau of Western Hemisphere Affairs (WHA) to help promote the reduction of greenhouse gas emissions and support platforms in creating a more sustainable climate.

The FY 2024 Request also includes funding for one position and \$494,000 in dedicated funding to support central coordination via the Greening Diplomacy Initiative in the Office of Management Strategy and Solutions (M/SS). This coordination will be necessary to manage the expanded reporting, strategic planning, analysis, program management, and data needs for meeting EO 14057, climate risk mitigation, and EPACT 2020 requirements.

Regarding policy, the FY 2024 Request includes funding for two Critical Mineral Policy positions under the Bureau of Energy Resources (ENR) to help diversify and secure critical mineral supply chains. In addition, the Budget will support the U.S. Center for Conference of the Parties, as well as three positions under the Bureau of Oceans and International Environmental and Scientific Affairs (OES) to focus on ocean conservation, multilateral negotiations, and implementation of efforts to combat climate change.

The FY 2024 Request will allow U.S. and foreign leaders to foster relationships that enable them to address climate initiatives through academic programs, professional and cultural exchanges programs, and program and performance activities.

While these efforts represent positive progress toward achieving U.S. goals in tackling climate change, the Department has remaining needs for both its overseas and domestic real property portfolios that are not reflected in this Request. Recognizing these needs must be addressed over a longer time horizon, the bureaus will place increased immediate emphasis on improving compliance, optimizing operations and long-term risk mitigation, and making progress on new statutory and executive requirements.

# GLOBAL CLIMATE CHANGE

## *Climate Crosscut Summary*

(\$ in thousands)

Bureau	FY 2022 Actuals		FY 2023 Adjusted Enacted		FY 2024 Request		Increase/Decrease	
	Funds	Pos	Funds	Pos	Funds	Pos	Funds	Pos

<b>A</b>								
Electric Vehicles	2,500	-	5,000	-	5,500	-	500	-
<b>Subtotal, A</b>	<b>2,500</b>	<b>-</b>	<b>5,000</b>	<b>-</b>	<b>5,500</b>	<b>-</b>	<b>500</b>	<b>-</b>

<b>ENR</b>								
Critical Mineral Policy Officers	-	-	-	-	388	2	388	2
<b>Subtotal, ENR</b>	<b>-</b>	<b>-</b>	<b>-</b>	<b>-</b>	<b>388</b>	<b>2</b>	<b>388</b>	<b>2</b>

<b>FSI</b>								
Center of Climate and Sustainability Diplomacy	-	-	4,999	-	4,999	-	-	-
<b>Subtotal, FSI</b>	<b>-</b>	<b>-</b>	<b>4,999</b>	<b>-</b>	<b>4,999</b>	<b>-</b>	<b>-</b>	<b>-</b>

<b>HRI</b>								
Global Climate Diplomacy	3,627	10	7,254	20	7,254	20	-	-
<b>Subtotal, HRI</b>	<b>3,627</b>	<b>10</b>	<b>7,254</b>	<b>20</b>	<b>7,254</b>	<b>20</b>	<b>-</b>	<b>-</b>

<b>M/SS</b>								
Greening Diplomacy Initiative (GDI) <sup>2</sup>	606	4	1,034	4	1,528	5	494	1
<b>Subtotal, M/SS</b>	<b>606</b>	<b>4</b>	<b>1,034</b>	<b>4</b>	<b>1,528</b>	<b>5</b>	<b>494</b>	<b>1</b>

<b>OES</b>								
Office of Global Change	8,508	29	8,515	29	9,765	32	1,250	3
U.S. Center for Conference of the Parties	-	-	-	-	1,000	-	1,000	-
<b>Subtotal, OES</b>	<b>8,508</b>	<b>29</b>	<b>8,515</b>	<b>29</b>	<b>10,765</b>	<b>32</b>	<b>2,250</b>	<b>3</b>

<b>Office of the Secretary</b>								
Special Presidential Envoy for Climate (SPEC)	16,726	8	16,747	8	16,801	8	54	-
<b>Subtotal, Office of the Secretary</b>	<b>16,726</b>	<b>8</b>	<b>16,747</b>	<b>8</b>	<b>16,801</b>	<b>8</b>	<b>54</b>	<b>-</b>

## GLOBAL CLIMATE CHANGE

Bureau	FY 2022 Actuals		FY 2023 Adjusted Enacted		FY 2024 Request		Increase/ Decrease	
	Funds	Pos	Funds	Pos	Funds	Pos	Funds	Pos
<b>WHA</b>								
Climate and Sustainability Positions	-	-	-	-	1,292	2	1,292	2
<b>Subtotal, WHA</b>	-	-	-	-	<b>1,292</b>	<b>2</b>	<b>1,292</b>	<b>2</b>

<b>Total Diplomatic Programs</b>	<b>31,967</b>	<b>51</b>	<b>43,549</b>	<b>61</b>	<b>48,527</b>	<b>69</b>	<b>4,978</b>	<b>8</b>
----------------------------------	---------------	-----------	---------------	-----------	---------------	-----------	--------------	----------

<b>ECA</b>								
Academic Programs	10,031	3	10,920	3	12,420	3	1,500	-
Professional and Cultural Exchanges	6,583	2	9,325	2	9,189	2	(136)	-
Program and Performance	588	1	850	3	1,000	3	150	-
<b>Subtotal, ECA</b>	<b>17,202</b>	<b>6</b>	<b>21,095</b>	<b>8</b>	<b>22,609</b>	<b>8</b>	<b>1,514</b>	-

<b>OBO</b>								
Talent Management - New Positions for Energy Savings Initiatives	-	-	-	-	2,138	11	2,138	11
Overseas Climate Resilience, Building Energy, and Sustainability Projects <sup>1</sup>	-	-	16,900	-	15,720	-	(1,180)	-
Energy and Climate Security & Resiliency	-	-	-	-	7,800	-	7,800	-
<b>Subtotal, OBO</b>	-	-	<b>16,900</b>	-	<b>25,658</b>	<b>11</b>	<b>8,758</b>	<b>11</b>

<b>Grand Total</b>	<b>49,169</b>	<b>57</b>	<b>81,544</b>	<b>69</b>	<b>96,794</b>	<b>88</b>	<b>15,250</b>	<b>19</b>
--------------------	---------------	-----------	---------------	-----------	---------------	-----------	---------------	-----------

<sup>1</sup>OBO's FY 023 \$16.9M and FY 2024 \$15.7M for ESCM share of MCS allocation for Climate and Energy Projects.

## INDO-PACIFIC STRATEGY

### *Indo-Pacific Strategy*

(\$ in thousands)

Indo-Pacific	FY 2022 Actual		FY 2023 Adjusted Enacted		FY 2024 Request		FY 2024 Request vs. FY 2023 Adjusted Enacted	
	Staffing	Funds	Staffing	Funds	Staffing	Funds	Staffing	Funds
<b>Diplomatic Programs - East Asian &amp; Pacific Affairs</b>	<b>1,080</b>	<b>390,729</b>	<b>1,131</b>	<b>415,365</b>	<b>1,169</b>	<b>475,415</b>	<b>38</b>	<b>60,050</b>
Program Operations 1/	940	307,343	977	330,414	1,011	374,365	34	43,951
Public Diplomacy 2/	140	83,386	154	84,951	158	101,050	4	16,099
<b>Diplomatic Programs - Western Hemisphere Affairs</b>	<b>1</b>	<b>557</b>	<b>-</b>	<b>-</b>	<b>4</b>	<b>2,584</b>	<b>4</b>	<b>2,584</b>
Program Operations 3/	-	-	-	-	2	1,292	2	1,292
Public Diplomacy 4/	1	557	-	-	2	1,292	2	1,292
<b>Diplomatic Programs - Global Engagement Center</b>	<b>6</b>	<b>7,081</b>	<b>7</b>	<b>4,168</b>	<b>7</b>	<b>5,668</b>	<b>-</b>	<b>1,500</b>
China /5	6	7,081	7	4,168	7	5,668	-	1,500
<b>Diplomatic Security</b>	<b>163</b>	<b>128,593</b>	<b>163</b>	<b>132,252</b>	<b>164</b>	<b>140,752</b>	<b>1</b>	<b>8,500</b>
<b>Embassy, Security Construction and Maintenance</b>		<b>90,855</b>		<b>620,360</b>		<b>151,974</b>		<i>(468,386)</i>
Maintenance & Construction		1,000		32,000		33,600		1,600
Operations		75,852		82,680		85,242		2,562
Worldwide Security Upgrades 6/		14,003		505,680		33,132		<i>(472,548)</i>
<b>Consular and Border Security Programs</b>	<b>470</b>	<b>55,794</b>	<b>484</b>	<b>60,471</b>	<b>593</b>	<b>75,013</b>	<b>109</b>	<b>14,542</b>
<b>Educational &amp; Cultural Exchanges Programs</b>	<b>-</b>	<b>116,113</b>	<b>-</b>	<b>118,613</b>	<b>-</b>	<b>124,813</b>	<b>-</b>	<b>6,200</b>
Young Southeast Asian Leaders Initiative (non-add) 7/	-	7,800	-	10,300	-	16,500	-	6,200
<b>East-West Center</b>	<b>-</b>	<b>19,700</b>	<b>-</b>	<b>22,000</b>	<b>-</b>	<b>22,255</b>	<b>-</b>	<b>255</b>
<b>Payment to the American Institute in Taiwan</b>	<b>-</b>	<b>32,583</b>	<b>-</b>	<b>34,083</b>	<b>-</b>	<b>34,964</b>	<b>-</b>	<b>881</b>

## INDO-PACIFIC STRATEGY

Indo-Pacific	FY 2022 Actual		FY 2023 Adjusted Enacted		FY 2024 Request		FY 2024 Request vs. FY 2023 Adjusted Enacted	
	Staffing	Funds	Staffing	Funds	Staffing	Funds	Staffing	Funds
<b>The Asia Foundation</b>	-	21,500	-	22,000	-	23,000	-	1,000
<b>National Endowment for Democracy</b>	-	48,300	-	47,600	-	44,800	-	(2,800)
Asia	-	48,300	-	47,600	-	44,800	-	(2,800)
<b>Diplomatic Programs - Democracy, Human Rights, and Labor</b>	19	2,315	19	2,591	19	2,749	-	158
Program Operations	19	2,315	19	2,591	19	2,749	-	158
<b>Diplomatic Programs - Economic and Business Affairs</b>	-	-	-	-	2	388	2	388
Program Operations 8/	-	-	-	-	2	388	2	388
<b>Diplomatic Programs - Energy Resources</b>	14	2,566	14	2,566	16	2,954	2	388
Program Operations 9/	14	2,566	14	2,566	16	2,954	2	388
	-							
<b>Diplomatic Programs - South and Central Asian Affairs</b>	238	97,013	238	97,013	238	97,013	-	-
Program Operations	198	80,894	198	80,894	198	80,894	-	-
Public Diplomacy	40	16,119	40	16,119	40	16,119	-	-
<b>Diplomatic Programs - Global Public Affairs</b>	-	-	-	-	1	946	1	946
Public Diplomacy 10/	-	-	-	-	1	946	1	946
<b>Educational &amp; Cultural Exchanges - South and Central Asia</b>	-	31,186	-	31,501	-	31,819	-	318
<b>Oceans and International Environment and Scientific Affairs</b>	4	902	4	1,045	5	1,148	1	103
<b>Diplomatic Engagement Combined Total</b>	1,995	1,045,786	2,060	1,611,628	2,218	1,238,255	158	(373,373)
<b>DE Combined Total w/out Hanoi NEC project</b>	1,995	1,045,786	2,060	1,142,628	2,218	1,238,255	158	95,627
<b>Foreign Assistance 11/</b>	-	1,671,150	-	1,800,000	-	2,148,195	-	348,195

## INDO-PACIFIC STRATEGY

Indo-Pacific	FY 2022 Actual		FY 2023 Adjusted Enacted		FY 2024 Request		FY 2024 Request vs. FY 2023 Adjusted Enacted	
	Staffing	Funds	Staffing	Funds	Staffing	Funds	Staffing	Funds
<b>Total Diplomatic Engagement/Foreign Assistance</b>	<b>1,995</b>	<b>2,716,936</b>	<b>2,060</b>	<b>3,411,628</b>	<b>2,218</b>	<b>3,386,450</b>	<b>158</b>	<b>(25,178)</b>
<b>Total DE/FA w/out Hanoi NEC project</b>	<b>1,995</b>	<b>2,716,936</b>	<b>2,060</b>	<b>2,942,628</b>	<b>2,218</b>	<b>3,386,450</b>	<b>158</b>	<b>443,822</b>

1/ The FY 2024 Request for EAP Program Operations includes \$27.3 million in new initiatives to counter PRC influence.

2/ The FY 2024 Request for EAP Public Diplomacy includes \$4.6 million in new initiatives to counter PRC influence.

3/ The FY 2024 Request for WHA Program Operations includes \$2.6 million in new initiatives to counter PRC influence.

4/ The FY 2024 Request for WHA Public Diplomacy includes \$1.3 million in new initiatives to counter PRC influence.

5/ The FY 2024 Request for GEC Public Diplomacy includes \$1.5 million in new initiatives to counter PRC influence.

6/ The FY 2023 Adjusted Enacted for ESCM-WSU includes a major NEC project in Hanoi, Vietnam (\$469M ESCM Share of \$1.1B project), causing the FY 2023 level to be significantly higher than FY 2022 and FY 2024 levels.

7/ The FY 2024 Request for ECA and ECE includes \$6.2 million in new initiatives to counter PRC influence.

8/ The FY 2024 Request for EB, Program Operations includes \$388,000 in new initiatives to counter PRC influence.

9/ The FY 2024 Request for ENR, Program Operations includes \$388,000 in new initiatives to counter PRC influence.

10/ The FY 2024 Request for GPA, Public Diplomacy includes \$946,000 in new initiatives to counter PRC influence.

11/ The FY 2023 Enacted amount is the Indo-Pacific Strategy earmark level in the Department of State, Foreign Operations, and Related Programs Appropriations Act, 2023 (SFOAA). The 653(a) allocations are not yet available for FY 2023.

## ENDURING WELCOME

The FY 2024 Request includes the creation of a new Enduring Welcome (EW) account. The purpose of this new account is to ensure that we meet our commitment to our Afghan partners who served alongside us in Afghanistan by providing a consolidated, flexible funding source to meet these complex responsibilities through the State-led, whole-of-Government effort known as Enduring Welcome.

The U.S. Government has welcomed approximately 100,000 Afghans to the United States since the summer of 2021, and the Administration remains committed to the brave Afghans who stood side-by-side with the United States over the past two decades. Enduring Welcome is the whole-of-Government effort to expeditiously process the applications of our Afghan allies, such as Afghan Special Immigrant Visa (SIV) candidates, and family reunification cases, and welcome them to the United States—while simultaneously safeguarding national security.

During FY 2023, the Department of State assumed leadership of activities previously supported by the Department of Defense (DoD), including standing up and managing new overseas civilian processing sites, as necessary, to process the applications of certain individuals from Afghanistan for potential U.S. immigration benefits. As part of this transition, the DoD transferred Operations Allies Welcome-specific Overseas Humanitarian, Disaster, and Civic Aid (OHDACA) funding to the Department of State in FY 2023 to provide sustainment, wraparound services, and medical care for Afghans while their applications are processed. While not seeking additional appropriated funding, State's FY 2024 Request seeks authority to establish a new account in which remaining balances from previous Operation Allies Welcome (OAW) supplementals and EW transfers would be consolidated. The new account would enable the Department to integrate EW operational efforts as well as streamline prioritization, tracking, and management of resources.

The Bureau of South and Central Asian Affairs (SCA)'s Office of the Coordinator for Afghan Relocation Efforts (SCA/CARE) is assuming primary responsibility for those sustainment functions previously performed by DoD. These new duties will be in addition to CARE's existing tasks of identifying eligible individuals and preparing them for and facilitating their travel. CARE will also be responsible for general oversight of key elements and implementers of Enduring Welcome processes, including integrating support from the applicable Department bureaus such as the Bureaus of Population, Refugees, and Migration (PRM), Consular Affairs (CA), Overseas Buildings Operations (OBO), and Diplomatic Security (DS).

The Bureau of Population, Refugees, and Migration (PRM) leads and manages U.S. Refugee Admissions Program (USRAP) processing for Afghan refugee applicants and provides humanitarian assistance support for all Afghan guests at overseas processing facilities, which includes mental health and psychosocial support (MHPSS), non-food items and supplemental food, education, protection case management, and community engagement, in multiple locations as well as travel and medical screening for Afghan SIV candidates. PRM also monitors overseas site management and programming practices to ensure that they align with international humanitarian standards and protection principles and are accountable to Afghan guests who are awaiting processing of their applications.



# CREATING HELPFUL INCENTIVES TO PRODUCE SEMICONDUCTORS (CHIPS)

## *Resource Summary* ( \$ in thousands)

(\$ in Thousands)	FY 2022 Actual	FY 2023 Adjusted Enacted	FY 2024 Request	Change from FY 2023 Adjusted Enacted
<b>ITSI Fund</b>	-	<b>100,000</b>	<b>100,000</b>	-
Diplomatic Programs	-	15,800	15,800	-
Office of Inspector General	-	500	500	-
Economic Support Fund	-	66,700	66,700	-
Nonproliferation, Anti-terrorism, Demining, and Related Programs	-	17,000	17,000	-

The Creating Helpful Incentives to Produce Semiconductors (CHIPS) Act of 2022 (Div. A, P.L. 117-167) established a new International Technology Security and Innovation Fund (ITSI Fund), which authorizes and appropriates \$500.0 million (\$100.0 million per year over five years, starting in FY 2023). This funding is available to the Secretary of State to “provide for international information and communications technology security and semiconductor supply chain activities, including to support the development and adoption of secure and trusted telecommunications technologies, secure semiconductors, semiconductor supply chains, and other emerging technologies.” The ITSI Fund advances the purposes of the CHIPS Act, including up to \$4.5 million per year for salaries, expenses, and administration; and \$0.5 million per year for oversight by the Office of the Inspector General.

Semiconductors and telecommunications networks are critical domains of global technology competition. Securing long-term U.S. national security and economic competitiveness hinges on the ability to: restore U.S. leadership in semiconductor manufacturing; bring cost-competitive trustworthy suppliers to the telecommunication market; and secure semiconductor supply chains. For example, if the United States’ adversaries can disrupt segments of the chip supply, they can negatively impact billions of dollars’ worth of manufacturing and tens of thousands of jobs in the U.S. economy. If U.S. adversaries dominate global telecommunications networks, they have the means to manipulate or disrupt essential services, critical infrastructure, and supply chains with the push of a button. As international adversaries increase their sway in both of these sectors, they will be better able to export authoritarian practices and undermine democratic governance.

The United States is mobilizing the full range of tools at its disposal to promote U.S. competitiveness in these sectors, including through: the Partnership for Global Infrastructure and Investment (PGII); the Indo-Pacific Economic Framework for Prosperity (IPEF); Digital Transformation with Africa (DTA); the Americas Partnership for Economic Prosperity (APEP); the U.S.-E.U. Trade and Technology Council (TTC), and overall implementation of the CHIPS Act. The State Department, through diplomacy and foreign assistance, is working to support U.S. leadership, national and economic security, and prosperity in these sectors, as well as enhance partnerships with key allies. USAID, the Development Finance Corporation (DFC), Export-Import Bank (EXIM), U.S. Trade and Development Agency (USTDA), and other U.S. government agencies are integral partners in these efforts.

The CHIPS Act requires the President to submit to Congress detailed allocations of the amounts made available under the ITSI Fund, with FY 2024 as the first year for these to be submitted as part of the President’s Budget. The Department’s proposed FY 2024 allocations are for the Bureau of International Security and Nonproliferation

# CREATING HELPFUL INCENTIVES TO PRODUCE SEMICONDUCTORS (CHIPS)

(ISN), the Bureau of Economic and Business Affairs (EB), the Office of the Chief Economist (OCE), the Bureau of Energy Resources (ENR), and the Bureau of Cyberspace and Digital Policy (CDP). These activities build on the FY 2023 Report to Congress on Proposed Allocations, submitted on November 7, 2022, and on the allocations in the FY 2023 Joint Explanatory Statement accompanying the FY 2023 appropriations act.

## **I. Semiconductor Supply Chains**

Securing the global supply chain hinges on the United States' ability to restore its place among global leaders in semiconductor manufacturing technology. The goal of the CHIPS Act is to make the global semiconductor supply chain more resilient, diversified, and secure. The Department of Commerce's programs to promote the building of leading-edge semiconductor manufacturing facilities in the United States and to support U.S. research and development are the centerpiece of this effort.

The Department of State proposes to use FY 2024 ITSI funds to develop the international environment U.S. semiconductor manufacturing facilities need to succeed. There are three critical nodes in the semiconductor supply chain: (1) generating upstream inputs; (2) chip fabrication; and (3) downstream processing. The Department's aim is to meet essential needs at each node (*see figure 1*) in the following ways:

### **Upstream Inputs: Critical Materials Project:** \$6.0 million, Economic Support Fund

Funding will support increased production of the critical materials U.S. chip makers will need. Where domestic production is not feasible or sufficient, this will mean evaluating partner countries' ability to add/expand production. The Department will also identify and implement regulatory capacity-building and technical assistance in target nations to attract private investment. (*Lead: State/ENR*)

### **Fabrication: International Policy Coordination:** \$6.0 million, Diplomatic Programs

State will coordinate with partner economies to support more resilient and diversified semiconductor supply chains. This effort may include: developing common or complementary approaches to industry incentives; improving coordination during supply disruptions; and cooperation on semiconductor over/under supply to help the private sector respond. (*Lead: State/EB*)

The Department will continue to develop an informal, multilateral semiconductor protection action group, as well as maintain a secure information-sharing platform that will maximize the timely exchange of select unclassified, non-proprietary export licensing data amongst a select group of semiconductor technology suppliers. The Department will also continue to support strategic opportunities to strengthen semiconductor security with allies and partners. (*Lead: State/ISN*)

### **Downstream: Capacity Building in the Americas and Indo-Pacific:** \$20.0 million, Economic Support Funds, and \$17.0 million, Nonproliferation, Anti-terrorism, Demining, and Related Programs.

There is currently not enough international testing, packaging, and assembly capacity to support new U.S. facilities, and the capacity that does currently exist is geographically concentrated. Both of these factors have recently triggered market shortages. To address this gap, the State Department will support downstream processing capacity in target regions where additional capacity is needed to support domestic U.S. efforts. This support will include efforts to bolster assembly, testing, and packaging (ATP) operations.

The Department will work to identify existing or potential bottlenecks in infrastructure, regulatory environment, or workforce in key economies. The Department will then work with interagency partners such as USAID to help

## CREATING HELPFUL INCENTIVES TO PRODUCE SEMICONDUCTORS (CHIPS)

fill those gaps, engaging host governments, industry, and stakeholders to build technical capacity and develop the workforce needed to facilitate new investments that will complement the growth of new U.S. chip production. *(Lead: State/EB)*

The Department will strengthen control policies to address proliferation threats by ensuring that needed increases in supply chain diversity do not create new loopholes adversaries can exploit to access leading-edge chips and technology. To prevent technology transfer, the State Department will help foreign partners in key regions to strengthen their regulatory environments, implementation practices, and enforcement measures, including export controls, intangible technology transfer (ITT) controls, internal compliance, investment screening, intellectual property protection, visa vetting, law enforcement, judicial processes, and outreach to industry. *(Lead: State/ISN)*


### **Information/Data - Map Supply/Demand Linkages: \$300,000, Diplomatic Programs**

The Department will conduct international supply chain data analysis to identify potential bottlenecks and problematic market concentrations. This activity will include mapping entity relationships to identify entities of potential concern. The State Department will leverage this analysis to guide programming and benchmark progress. *(Lead: State/OCE)*

### **Information/Data - Supply Chain Mapping: \$5.0 million, Diplomatic Programs**

The Department will promote improved quality and speed of semiconductor supply chain protection policymaking through the provision of consistent access to unclassified semiconductor industry data and analysis. *(Lead: State/ISN)*

**Figure 1: Leveraging the ITSI Fund to meet essential needs along the semiconductor manufacturing value chain**

			
<b><u>Semiconductor Production Chain:</u></b>	<b>UPSTREAM</b> <i>Generate inputs for fabrication.</i>	<b>FABRICATION</b> <i>Produce the chips.</i>	<b>DOWNSTREAM</b> <i>Testing, packaging, and assembly.</i>
<b><u>State Department ITSI Projects:</u></b>	Bring mining and refining capacity into supply chain to provide critical materials U.S. fabrication locations need to succeed.	Rally partners around common policy approach to avoid technology leakage and avoid subsidy arms race.	Bring partner nations into supply chain to provide ATP capacity U.S. fabrication locations need to succeed.
	Map the supply chain and forecast shifts to inform the policy roadmap.		

**Semiconductor Supply Chains funding allocation:** \$54.3 million (comprised of: \$26 million, Economic Support Fund; \$17 million, Nonproliferation, Antiterrorism, and Demining; and \$11.3 million, Diplomatic Programs)

## **II. Secure and Trustworthy Information and Communications Technology (ICT)**

The State Department's long-term objective with respect to secure ICT networks and services is to help partners harness the benefits of a vibrant digital economy underpinned by secure and trustworthy ICT infrastructure and

## CREATING HELPFUL INCENTIVES TO PRODUCE SEMICONDUCTORS (CHIPS)

services. Due to market distorting practices, untrustworthy telecommunications suppliers dominate, or are on the verge of dominating, the telecommunications infrastructure ecosystems in many countries. In addition to creating critical security challenges, their market position creates a “lock-in” effect, increasing opportunities to export authoritarian models of Internet governance along with ICT infrastructure and services. The lack of low-cost options is a significant barrier to partners’ use of secure and trustworthy ICT network equipment and services.

With FY 2024 ITSI Funds, the Department will work to position partners around the world to be able to harness the benefits of a vibrant digital economy through the development and adoption of secure and trustworthy ICT networks. To achieve this objective, the FY 2024 ITSI funding will build upon and expand FY 2023 programming along the following workstreams:

**Develop, strengthen, and expand international enabling environments for secure ICT networks and services:** \$10.7 million, Economic Support Fund

The Department will provide capacity building training and technical advisory support to raise risk awareness and support the adoption of policy and regulatory frameworks that ensure trust and security are central decision-making factors across the ICT ecosystem. Programs will also work to advance policies that promote telecommunications supplier diversity, including through the development and adoption of open and interoperable network architectures. *(Lead: State/CDP)*

**Deploy secure ICT networks and services in partner countries, including open and interoperable network architectures, to drive innovation, increase competition, and drive down costs:** \$20.0 million, Economic Support Fund

ITSI funds will support financing and de-risking for private sector investments in commercially viable secure ICT infrastructure and services in partner countries. These efforts will seek to help level the playing field for trustworthy vendors and increase competition and diversity in the supply chain, including by accelerating the commercialization of Open Radio Access Networks (Open RAN). *(Lead: State/CDP)*

**Defend and strengthen networks with sound cybersecurity practices and incident response capabilities:** \$10.0 million, Economic Support Fund

ITSI funds will build upon FY 2023 funding to expand technical assistance and operational support for cybersecurity incident preparation and response. These activities will be executed in coordination with the U.S. private sector, and they will include efforts to create healthy and thriving ICT ecosystems with cybersecurity tools and technologies, as well as national incident management capabilities, that defend against, manage, respond, and recover from persistent cybersecurity threats to ICT infrastructure. *(Lead: State/CDP)*

## CREATING HELPFUL INCENTIVES TO PRODUCE SEMICONDUCTORS (CHIPS)

**Figure 2: Leveraging the ITSI Fund to promote the development and adoption of secure ICT networks and services**

<u><b>Secure ICT Objectives:</b></u>	<b>DEVELOP</b> <i>Create enabling environments for the deployment of secure and trustworthy ICT ecosystems.</i>	<b>DEPLOY</b> <i>Deploy secure ICT networks and services.</i>	<b>DEFEND</b> <i>Help Partner Countries defend against and address cyber threats.</i>
<u><b>ITST ICT Programs:</b></u>	Work with partners to adopt policy and regulatory frameworks for secure ICT ecosystems.	Level the playing field for secure and trustworthy vendors and accelerate Open RAN commercialization.	Provide cybersecurity incident response preparation and operational support.

**Secure and Trustworthy ICT funding allocation:** \$40.7 million, Economic Support Funds. This funding will be complementary to and closely coordinated with other sources of funding in this sector, including through the Digital Connectivity and Cybersecurity Partnership.

### **III. Oversight**

The CHIPS Act also includes \$500,000 in funding for the Office of Inspector General (OIG) to oversee expenditures under the ITSI Fund. These funds would be used to execute audits, inspections, and other projects that focus on oversight of programs related to the CHIPS Act. These funds would also provide resources for operational and administrative support related to this oversight work. *(Lead: OIG)*

### **IV. Salaries and Positions**

The CHIPS Act provides up to \$4.5 million in Diplomatic Programs funding for salaries and related expenses for program management staff, including strategic monitoring and evaluation. The Department of State will use this funding to sustain salaries and expenses for the 18 new positions described in the FY 2023 Report to Congress, covering program administration and oversight in EB (6 FTE), CDP (7 FTE) and ISN (5 FTE). At least one position from each office will focus primarily on MEL to ensure a cohesive, elevated strategic monitoring and evaluation framework across the Fund as a whole.

### **V. FY 2024 Proposed Allocations**

The Department's proposed allocations of FY 2024 ITSI funds are included in the tables below. The Department notes that it intends to transfer some of this funding to other agencies, utilizing interagency agreements, for implementation, potentially including to USAID, DFC, EXIM, and USTDA, but additional planning is needed to determine specific allocations.

# CREATING HELPFUL INCENTIVES TO PRODUCE SEMICONDUCTORS (CHIPS)

## *Bureau Allocation Summary* (\$ in thousands)

Bureaus	FY 2022 Actual	FY 2023 Adjusted Enacted	FY 2024 Request	Change from FY 2023 Adjusted Enacted
Economic and Business Affairs (EB)	-	24,500	24,500	-
Energy Resources (ENR)	-	6,000	6,000	-
Office of the Chief Economist (OCE)	-	300	300	-
International Security and Nonproliferation (ISN)	-	26,250	26,250	-
Cyberspace and Digital Policy (CDP)	-	42,450	42,450	-
Office of Inspector General (OIG)	-	500	500	-
<b>Total</b>	-	<b>100,000</b>	<b>100,000</b>	-

## *Position Summary*

Positions	FY 2022 Actual	FY 2023 Adjusted Enacted	FY 2024 Request	Change from FY 2023 Adjusted Enacted
Economic and Business Affairs (EB)	-	6	6	-
Cyberspace and Digital Policy (CDP)	-	7	7	-
International Security and Nonproliferation (ISN)	-	5	5	-
<b>Total</b>	-	<b>18</b>	<b>18</b>	-

# CREATING HELPFUL INCENTIVES TO PRODUCE SEMICONDUCTORS (CHIPS)

## *ITSI Fund Supported Activities by Funding Account*

(\$ in thousands)

Activity and Bureau by Funding Source	FY 2022 Actual	FY 2023 Adjusted Enacted	FY 2024 Request	Change from FY 2023 Adjusted Enacted
<b>Diplomatic Programs (DP)</b>				
<i>Fabrication: International Policy Coordination</i>				
Economic and Business Affairs (EB)	-	3,000	3,000	-
International Security and Nonproliferation (ISN)	-	3,000	3,000	-
<i>Information/Data - Map Supply/Demand Linkages</i>				
Office of the Chief Economist (OCE)	-	300	300	-
<i>Information/Data - Supply Chain Mapping</i>				
International Security and Nonproliferation (ISN)	-	5,000	5,000	-
<i>Salaries</i>				
Economic and Business Affairs (EB)	-	1,500	1,500	-
International Security and Nonproliferation (ISN)	-	1,250	1,250	-
Cyberspace and Digital Policy (CDP)	-	1,750	1,750	-
<b>DP Subtotal</b>	-	<b>15,800</b>	<b>15,800</b>	-
<b>Office of the Inspector General (OIG)</b>				
<i>Oversight</i>				
Office of the Inspector General (OIG)	-	500	500	-
<b>OIG Subtotal</b>	-	<b>500</b>	<b>500</b>	-

## CREATING HELPFUL INCENTIVES TO PRODUCE SEMICONDUCTORS (CHIPS)

Activity and Bureau by Funding Source	FY 2022 Actual	FY 2023 Adjusted Enacted	FY 2024 Request	Change from FY 2023 Adjusted Enacted
<b>Economic Support Fund (ESF)</b>				
<i>Upstream Inputs: Critical Materials Project</i>				
Energy Resources (ENR)	-	6,000	6,000	-
<i>Downstream: Capacity Building in the Americas and Indo-Pacific</i>				
Economic and Business Affairs (EB)	-	20,000	20,000	-
<i>Develop, strengthen, and expand an international enabling environment to invest in ICT networks and services</i>				
Cyberspace and Digital Policy (CDP)	-	10,700	10,700	-
<i>Deploy and expand open and secure networks and services in partner countries, driving innovation, increasing competition, and driving down costs</i>				
Cyberspace and Digital Policy (CDP)	-	20,000	20,000	-
<i>Defend and strengthen these networks with sound cybersecurity practices and incident response capabilities</i>				
Cyberspace and Digital Policy (CDP)	-	10,000	10,000	-
<b>ESF Subtotal</b>	-	<b>66,700</b>	<b>66,700</b>	-
<b>Nonproliferation, Anti-terrorism, Demining, and Related Programs (NADR)</b>				
<i>Downstream: Capacity Building in the Americas and Indo-Pacific</i>				
International Security and Nonproliferation (ISN)	-	17,000	17,000	-
<b>NADR Subtotal</b>	-	<b>17,000</b>	<b>17,000</b>	-
<b>TOTAL =</b>	-	<b>100,000</b>	<b>100,000</b>	-



# INFORMATION TECHNOLOGY

## DEPARTMENT OF STATE DIPLOMATIC ENGAGEMENT FY 2024 REQUEST INFORMATION TECHNOLOGY BUDGET CROSSCUT

The Department of State's FY 2024 Information Technology (IT) crosscut summarizes the IT budgets for all bureaus and accounts in the FY 2024 President's Budget Request. This comprises funding for IT development and O&M, but not the salaries and expenses for full-time Civil Service and Foreign Service IT professionals.

### *Funding Sources*

(\$ in millions)

Bureaus	DP	PD	CIF	WSP	WCF	ICASS	ESCM	CA Fees	Other	Bureau Total Investments
A	21.55	-	27.31	-	-	50.33	-	-	-	99.19
AF	4.88	-	-	-	-	1.50	-	-	-	6.38
AVC	2.22	-	0.94	-	-	-	-	-	-	3.16
BP	19.36	-	6.32	-	-	-	-	-	-	25.68
CA	-	-	-	-	-	-	-	641.70	-	641.70
CGFS	39.81	-	27.16	-	-	-	-	-	-	66.97
CT	3.32	-	-	-	-	-	-	-	-	3.32
DRL	8.22	-	-	-	-	-	-	-	-	8.22
DS	-	-	-	210.29	-	-	-	-	-	210.29
EAP	11.94	-	-	-	-	-	-	-	-	11.94
EB	2.11	-	-	-	-	-	-	-	-	2.11
ECA	-	-	-	-	-	-	-	-	20.06	20.06
ENR	0.36	-	-	-	-	-	-	-	-	0.36
EUR	14.05	0.45	-	-	-	2.74	-	-	-	17.24
F	2.59	-	-	-	-	-	-	-	5.20	7.79
FSI	1.75	-	8.02	-	-	-	-	-	-	9.77
GEC	-	1.54	-	-	-	-	-	-	-	1.54
GPA	20.72	14.37	-	-	-	-	-	-	-	35.09
GTM	55.82	-	14.62	-	-	-	-	-	-	70.44
H	1.00	-	-	-	-	-	-	-	-	1.00
INL	-	-	-	-	-	-	-	-	12.00	12.00
INR	13.55	-	-	10.88	-	-	-	-	-	24.43
IO	0.79	0.03	-	-	-	0.03	-	-	-	0.85
IRM	260.75	-	379.74	320.03	276.00	53.85	-	63.60	-	1353.97
ISN	7.00	-	1.08	-	-	-	-	-	-	8.07
L	7.05	-	-	-	-	-	-	0.10	2.48	9.63
M/SS	7.15	-	10.55	-	-	0.90	-	-	-	18.60

## INFORMATION TECHNOLOGY

Bureaus	DP	PD	CIF	WSP	WCF	ICASS	ESCM	CA Fees	Other	Bureau Total Investments
<b>MED</b>	6.91	-	15.10	10.52	-	-	-	-	-	<b>32.53</b>
<b>NEA</b>	14.33	-	-	-	-	-	-	-	-	<b>14.33</b>
<b>OBO</b>	-	-	-	-	-	-	42.85	-	-	<b>42.85</b>
<b>OES</b>	3.16	-	-	-	-	-	-	-	-	<b>3.16</b>
<b>OFM</b>	4.73	-	-	-	-	-	-	-	-	<b>4.73</b>
<b>PM</b>	26.18	-	0.76	-	-	-	-	-	-	<b>26.94</b>
<b>PRM</b>	-	-	-	-	-	-	-	-	47.44	<b>47.44</b>
<b>R/PPR</b>	-	3.40	-	-	-	-	-	-	-	<b>3.40</b>
<b>S/ES</b>	20.43	-	-	-	-	-	-	-	-	<b>20.43</b>
<b>S/GAC</b>	-	-	-	-	-	-	-	-	44.65	<b>44.65</b>
<b>SCA</b>	29.39	-	-	-	-	-	-	-	-	<b>29.39</b>
<b>WHA</b>	6.50	-	-	-	-	8.50	-	-	-	<b>15.00</b>
<b>Total:</b>	<b>617.61</b>	<b>19.79</b>	<b>491.59</b>	<b>551.72</b>	<b>276.00</b>	<b>117.85</b>	<b>42.85</b>	<b>705.40</b>	<b>131.83</b>	<b>2954.64</b>

### Notes

Bureaus: Administration (A), African Affairs (AF), Arms Control, Verification, and Compliance (AVC), Budget and Planning (BP), Consular Affairs (CA), Comptroller, Global Financial Services (CGFS), Conflict & Stabilization Operations (CSO), Counterterrorism (CT), Democracy, Human Rights, and Labor (DRL), Diplomatic Security (DS), East Asian and Pacific Affairs (EAP), Economic & Business Affairs (EB), Educational and Cultural Affairs (ECA), Energy Resources (ENR), European and Eurasian Affairs (EUR), Office of Foreign Assistance (F), Foreign Service Institute (FSI), Global Engagement Center (GEC), Global Public Affairs (GPA), Global Talent Management (GTM), Legislative Affairs (H), International Narcotics and Law Enforcement (INL), Intelligence and Research (INR), International Organizations (IO), Information Resource Management (IRM), International Security and Nonproliferation (ISN), Office of the Legal Advisor (L), Under Secretary for Management (M), Office of Foreign Missions (M/OFM), Office of Management Strategy and Solutions (M/SS), Medical Services (MED), Near Eastern Affairs (NEA), Overseas Buildings Operations (OBO), Oceans and Int'l Environmental and Scientific Affairs (OES), Office of Inspector General (OIG), Political-Military Affairs (PM), Population, Refugees, and Migration (PRM), The Office of Policy, Planning, and Resources for Public Diplomacy and Public Affairs (R/PPR), Executive Secretariat (S/ES), South and Central Asian Affairs (SCA), Western Hemisphere Affairs (WHA)

Funding Sources: Diplomatic Programs (DP), Public Diplomacy (PD), Capital Investment Fund (CIF), Worldwide Security Protection (WSP), Working Capital Fund (WCF), International Cooperative Administrative Support Services (ICASS), Embassy Security Construction & Maintenance (ESCM).

OTHER: J-Waiver (CA), Educational and Cultural Exchange Programs (ECE), International Narcotics Control and Law Enforcement Affairs (INCLE), International Litigation Fund, OIG and PRM (MRA) accounts.

# CYBERSECURITY

## DEPARTMENT OF STATE DIPLOMATIC ENGAGEMENT FY 2024 REQUEST CYBERSECURITY BUDGET CROSSCUT

The Department of State’s cybersecurity crosscut provides a listing of the cybersecurity request for bureaus and offices based on the National Institute of Standards and Technology categories: identify; protect; detect; respond; and recover. Allocations for training and incentives to recruit and retain a capable IT and cyber workforce are reflected under “Other,” in accordance with OMB Memorandum M-22-16.

### *Funding Sources* (\$ in millions)

Bureaus	Identify	Protect	Detect	Respond	Recover	Other	Bureau Cybersecurity Total
A	4.33	2.89	0.21	0.63	0.20	-	8.25
AF	1.19	1.19	1.19	1.19	1.19	-	5.96
AVC	0.07	0.48	0.26	0.01	0.12	-	0.94
BP	0.02	0.29	0.01	0.28	0.04	-	0.64
CA	12.09	48.36	-	-	2.97	-	63.42
CGFS	0.09	1.70	-	1.38	0.23	-	3.40
CT	-	0.06	-	-	-	-	0.06
DRL	-	-	-	-	-	-	0.01
DS	69.54	58.13	12.33	32.56	0.59	-	173.15
EAP	1.23	1.23	1.23	1.23	1.23	-	6.15
ECA	0.72	1.97	-	0.09	0.34	-	3.13
ENR	-	-	-	-	-	-	-
EUR	17.13	4.28	-	-	-	-	21.41
F	0.08	0.08	0.08	0.08	0.08	-	0.42
FSI	0.03	1.35	0.03	0.41	0.30	4.95	7.07
GEC	0.42	0.86	0.30	0.18	0.24	-	2.00
GPA	1.72	1.30	0.39	0.34	0.34	-	4.08
GTM	14.38	2.01	-	-	0.33	-	16.72
H	-	-	-	-	-	-	0.02
INR	0.37	1.11	0.49	0.25	0.25	-	2.47
IO	-	-	-	-	-	-	0.01
IRM	83.25	214.00	12.49	15.56	16.47	6.34	348.11
ISN	0.71	0.69	0.13	0.07	0.09	0.17	1.87
L	-	1.66	-	-	-	-	1.66
M/SS	1.24	2.87	0.26	0.02	0.06	-	4.44

## CYBERSECURITY

Bureaus	Identify	Protect	Detect	Respond	Recover	Other	Bureau Cybersecurity Total
<b>MED</b>	1.80	2.82	-	-	0.51	-	5.13
<b>NEA</b>	2.50	2.50	2.50	2.50	2.50	-	12.52
<b>OBO</b>	4.45	2.04	0.12	-	0.60	-	7.21
<b>OFM</b>	0.31	2.05	-	-	-	-	2.36
<b>PM</b>	0.88	1.04	0.56	0.29	0.32	-	3.10
<b>PRM</b>	0.98	0.98	0.98	0.98	0.98	-	4.88
<b>R/PPR</b>	0.61	0.21	-	-	-	-	0.82
<b>S/CPR</b>	-	0.02	-	-	-	-	0.03
<b>S/ES</b>	25.34	1.27	0.47	0.39	0.21	-	27.68
<b>S/GAC</b>	0.78	2.18	0.52	0.52	0.35	-	4.36
<b>SCA</b>	0.85	0.85	0.85	0.85	0.85	-	4.24
<b>WHA</b>	-	-	-	-	-	0.08	0.08
<b>Total:</b>	<b>247.13</b>	<b>362.48</b>	<b>35.43</b>	<b>59.82</b>	<b>31.40</b>	<b>11.53</b>	<b>747.80</b>

### Notes

***Bureaus:** Administration (A), African Affairs (AF), Arms Control, Verification, and Compliance (AVC), Budget and Planning (BP), Consular Affairs (CA), Comptroller, Global Financial Services (CGFS), Conflict & Stabilization Operations (CSO), Counterterrorism and Countering Violent Extremism (CT), Democracy, Human Rights, and Labor (DRL), Diplomatic Security (DS), East Asian and Pacific Affairs (EAP), Economic & Business Affairs (EB), Educational and Cultural Affairs (ECA), Energy Resources (ENR), European and Eurasian Affairs (EUR), Office of U.S. Foreign Assistance (F), Foreign Service Institute (FSI), Global Engagement Center (GEC), Global Public Affairs (GPA), Global Talent Management (GTM), Legislative Affairs (H), International Narcotics and Law Enforcement (INL), Intelligence and Research (INR), International Organizations (IO), Information Resource Management (IRM), International Security and Nonproliferation (ISN), Office of the Legal Adviser (L), Under Secretary for Management (M), Office of Foreign Missions (M/OFM), Office of Management Strategy and Solutions (M/SS), Medical Services (MED), Near Eastern Affairs (NEA), Overseas Buildings Operations (OBO), Oceans and Int'l Environmental and Scientific Affairs (OES), Office of Inspector General (OIG), Political-Military Affairs (PM), Population, Refugees, and Migration (PRM), The Office of Policy, Planning, and Resources for Public Diplomacy and Public Affairs (R/PPR), Executive Secretariat (S/ES), South and Central Asian Affairs (SCA), Western Hemisphere Affairs (WHA)*

## **STATE PROGRAMS**

**Diplomatic Programs**

**IT Central Fund**

**Consular and Border Security Programs**

## Proposed Appropriations Language

### DIPLOMATIC PROGRAMS

For necessary expenses of the Department of State and the Foreign Service not otherwise provided for, [\$9,463,159,000] \$10,433,849,000, [of which \$844,418,000 may]to remain available until September 30, [2024] 2025, [and] of which up to [\$3,813,707,000] \$4,066,168,000 may remain available until expended for Worldwide Security Protection: *Provided*, That funds made available under this heading shall be allocated in accordance with paragraphs (1) through (4), as follows:

(1) HUMAN RESOURCES.—For necessary expenses for training, human resources management, and salaries, including employment without regard to civil service and classification laws of persons on a temporary basis (not to exceed \$700,000), as authorized by section 801 of the United States Information and Educational Exchange Act of 1948 (62 Stat. 11; Chapter 36), [\$3,420,898,000] \$3,894,773,000, of which up to [\$684,767,000] \$715,218,000 is for Worldwide Security Protection.

(2) OVERSEAS PROGRAMS.—For necessary expenses for the regional bureaus of the Department of State and overseas activities as authorized by law, [\$1,841,831,000] \$1,959,648,000.

(3) DIPLOMATIC POLICY AND SUPPORT.—For necessary expenses for the functional bureaus of the Department of State, including representation to certain international organizations in which the United States participates pursuant to treaties ratified pursuant to the advice and consent of the Senate or specific Acts of Congress, general administration, and arms control, nonproliferation, and disarmament activities as authorized, [\$1,043,372,000] \$1,191,006,000.

(4) SECURITY PROGRAMS.—For necessary expenses for security activities,

[\$3,157,058,000] \$3,388,422,000, of which up to [\$3,128,940,000] \$3,350,950,000 is for Worldwide Security Protection.

(5) FEES AND PAYMENTS COLLECTED.—In addition to amounts otherwise made available under this heading—

(A) as authorized by section 810 of the United States Information and Educational Exchange Act, not to exceed \$5,000,000, to remain available until expended, may be credited to this appropriation from fees or other payments received from English teaching, library, motion pictures, and publication programs and from fees from educational advising and counseling and exchange visitor programs; and

(B) not to exceed \$15,000, which shall be derived from reimbursements, surcharges, and fees for use of Blair House facilities.

(6) TRANSFER OF FUNDS, REPROGRAMMING, AND OTHER MATTERS.—

(A) Notwithstanding any other provision of this Act, funds may be reprogrammed within and between paragraphs (1) through (4) under this heading subject to section 7015 of this Act.

(B) Of the amount made available under this heading for Worldwide Security Protection, not to exceed \$50,000,000 may be transferred to, and merged with, funds made available by this Act under the heading "Emergencies in the Diplomatic and Consular Service", to be available only for emergency evacuations and rewards, as authorized: *Provided*, That the exercise of the authority provided by this subparagraph shall be subject

to prior [consultation with] *notification to* the Committees on Appropriations.

(C) Funds appropriated under this heading are available for acquisition by exchange or purchase of passenger motor vehicles, *including zero emission passenger motor vehicles and related charging and fueling infrastructure*, as authorized by law and, pursuant to section 1108(g) of title 31, United States Code, for the field examination of programs and activities in the United States funded from any account contained in this title.

[(D) Funds appropriated under this heading shall be made available to support the activities of the Ambassador-at-Large for the Arctic Region, as described in the explanatory statement described in section 4 (in the matter preceding division A of this consolidated Act).]

[(E) Of the amount made available under this heading, up to \$75,000,000 may be transferred to, and merged with, funds made available in title I of this Act under the heading "Capital Investment Fund": *Provided*, That the exercise of the authority provided by this subparagraph shall be subject to prior consultation with the Committees on Appropriations.]

[(F) The eleventh proviso under the heading "Diplomatic and Consular Programs" in the Department of State, Foreign Operations, and Related Programs Appropriations Act, 2008 (title I of division J of Public Law 110–161) is amended by inserting "and for expenses of rewards programs" after "for rewards payments".]

[(G)](D) Consistent with section 204 of the Admiral James W. Nance and Meg Donovan Foreign Relations Authorization Act, Fiscal Years 2000 and 2001 (22 U.S.C. 2452b), up to \$25,000,000 of the amounts made available under this heading may be obligated and expended for United States participation in international fairs and expositions abroad, including for construction and operation of a United States pavilion at Expo 2025.

[(H) Of the funds appropriated under this heading, not less than \$2,000,000 shall be made available for a grant to a postsecondary educational institution for the purpose of establishing a program to increase the participation of undergraduate students in the Foreign Service, as authorized by section 150 of the Foreign Relations Authorization Act, Fiscal Years 1990 and 1991 (22 U.S.C. 2719): *Provided*, That such grant program shall hereafter be named the "Nancy Pelosi Fellowship Program".]

(E) *The Secretary of State is authorized to charge fees for goods and services related to the National Museum of American Diplomacy, including visitor and outreach services, programs, conference activities, use of venue, museum shop proceeds, and food services: Provided, That fees collected shall be credited to the Diplomatic Programs account as a recovery of costs of operating the National Museum of American Diplomacy and shall remain available until expended for the purposes of such account. (Department of State, Foreign Operations, and Related Programs Appropriations Act, 2023.)*

## DIPLOMATIC PROGRAMS

[For an additional amount for "Diplomatic Programs", \$147,054,000, to remain available until September 30, 2024, of which not less than \$60,000,000 shall be made available to respond to the situation in Ukraine and in countries impacted by the situation in Ukraine.] *(Additional Ukraine Supplemental Appropriations Act, 2023.)*

## DIPLOMATIC PROGRAMS

### *Resource Summary*

(\$ in thousands)

Diplomatic Programs	FY 2022 Actual <sup>1/</sup>	FY 2023 Adjusted Enacted <sup>2/, 3/</sup>	FY 2024 Request	Change from FY 2023 Adjusted Enacted
<b>Diplomatic Programs</b>	<b>9,292,139</b>	<b>9,550,213</b>	<b>10,433,849</b>	<b>883,636</b>
<b>Ongoing Operations</b>	<b>5,503,940</b>	<b>5,736,506</b>	<b>6,367,681</b>	<b>631,175</b>
Program Operations	4,837,642	5,079,133	5,629,155	550,022
Public Diplomacy	666,298	657,373	738,526	81,153
<b>Worldwide Security Protection</b>	<b>3,788,199</b>	<b>3,813,707</b>	<b>4,066,168</b>	<b>252,461</b>
<b>Sub-total</b>	<b>9,638,869</b>	<b>9,610,213</b>	<b>10,433,849</b>	<b>823,636</b>
Additional Funding <sup>4/, 5/</sup>	346,730	60,000	-	(60,000)
OHDACA Transfer <sup>6/</sup>	-	<b>374,900</b>	-	<b>(374,900)</b>
<b>Diplomatic Programs Grand Total</b>	<b>9,638,869</b>	<b>9,985,113</b>	<b>10,433,849</b>	<b>448,736</b>

<sup>1/</sup> FY 2022 Actual reflects the following transfers to Diplomatic Programs: \$114 million from the Buying Power Maintenance Account, \$100,000 from Contributions for International Peacekeeping Activities; and a transfer of \$750,000 from Diplomatic Programs to Educational and Cultural Exchange Programs.

<sup>2/</sup> As notified in the FY 2022 Diplomatic Programs End-of-Year Operating Plan (Congressional Notification 22-338), \$77.5 million of the \$78.5 million was transferred to the FY 2023 Diplomatic Programs account in October 2022. In addition, during FY 2023 the Department plans to transfer an additional \$98.9 million to the Buying Power Maintenance Account and to further transfer that balance to the FY 2023 Diplomatic Programs account.

<sup>3/</sup> Diplomatic Programs On-going Operations for FY 2023 Adjusted Enacted includes the planned allocation of \$87.1 million appropriated by the Additional Ukraine Supplemental Appropriations Act, 2023 (Div. M, P.L. 117-328), subject to congressional notification.

<sup>4/</sup> FY 2022 Additional Funding includes \$44.3 million from the Additional Afghanistan Supplemental Appropriations Act, 2022 (P.L. 117-70), \$95.8 million from the Ukraine Supplemental Appropriations Act, 2022 (P.L. 117-103) and \$180.6 million from the Additional Ukraine Supplemental Appropriations Act, 2022 (P.L. 117-128). This also includes \$26 million appropriated by the Ukraine Supplemental Appropriations Act, 2022 (Div. N, P.L. 117-103) and transferred from the Economic Support Fund- Account.

<sup>5/</sup> FY 2023 Additional Funding includes \$152.6 million from the Additional Ukraine Supplemental Appropriations Act, 2022 (P.L. 117-328) of which, \$87.1 million shifted to the base from FY 2023 Enacted. The \$60 million in the FY 2023 column represents amounts to respond to the situation in Ukraine and in countries impacted by the situation in Ukraine.

<sup>6/</sup> \$374.9 million was transferred in from Department of Defense Overseas Humanitarian Disaster, and Civic Aid (OHDACA) funds to the Diplomatic Programs account to continue the Department's Afghanistan related Enduring Welcome (EW) support. Additional OHDACA funds transfers are anticipated in FY 2023.

---

## WHO WE ARE & WHY IT MATTERS

---

The Diplomatic Programs (DP) appropriation is fundamental to the implementation of United States foreign policy, supporting the people, infrastructure, security, and programs that facilitate productive and peaceful U.S. relations with foreign governments and international organizations worldwide. These activities span 41 bureaus and offices, 195 countries, and 275 diplomatic posts.

The DP appropriation contains four categories (Human Resources, Overseas Programs, Diplomatic Policy and Support, and Security Programs) and three major programmatic allocations (Program Operations, Public



## DIPLOMATIC PROGRAMS

Diplomacy, and Worldwide Security Protection). Program Operations and Public Diplomacy (PD) are referred to collectively as “Ongoing Operations.”

The FY 2024 DP Request is \$10,433.8 million, an increase of \$823.6 million, not including \$60 million to respond to the situation in Ukraine, above the FY 2023 Adjusted Enacted level. This Budget level includes \$6,367.7 million for Ongoing Operations and \$4,066.2 million for Worldwide Security Protection (WSP).

Note on Supplemental Appropriations: The Department is providing a Congressional Notification on planned allocations for \$147.1 million in Diplomatic Programs funding appropriated by the Additional Ukraine Supplemental Appropriations Act, 2023 (Div. M, P.L. 117-328). Of this amount, at least \$60.0 million shall be made available to respond to the situation in Ukraine and in countries impacted by the situation in Ukraine.

### **Ongoing Operations: \$6,367.7 million**

The Department’s FY 2024 Request for DP Ongoing Operations is \$6,367.7 million, with \$5,629.2 million for Program Operations and \$738.5 million for Public Diplomacy (PD). The Request is a net increase of \$631.2 million above the FY 2023 Adjusted Enacted level. Major changes include:

- +\$105.5 million for the proposed 5.2 percent American Pay Raise for calendar year 2024 and the annualization of the 2023 American pay raise;
- +\$15.8 million for annualization of positions;
- -\$25.5 million realigned from A Bureau to other bureaus to fund real property Working Capital Fund (WCF) adjustments; and,
- targeted programmatic increases within each category, as detailed below.

Given the significant rise in global inflation and its associated impact on locally employed (LE) staff wages, the FY 2024 Request also includes \$52.6 million for increased LE staff wages and \$13.5 million for Overseas Price inflation for overseas personnel expenses. The Department’s LE staff are the backbone for continuity of overseas operations, playing a pivotal role in developing relationships with the local contacts that assist the Department and other USG agencies in implementing U.S. foreign policy. Over recent years, inflation has hit host-nations even harder than the United States. This development has eroded overseas salaries’ purchasing power, directly impacting the LE workforce’s purchasing power. As local employers increase local wages in attempts to keep pace with inflation, the Department must do the same to remain competitive within each local job market, thereby avoiding the loss of some of State’s most valuable assets. To address this, the FY 2024 Request prioritizes LE wage increases to offer competitive wages and retain the LE workforce.

The Department seeks to have DP Ongoing Operations funding appropriated with two-year availability to provide greater flexibility and streamline funding execution during the second year of availability.

The FY 2024 Request reflects two planned reorganizations, subject to completion of Congressional notification procedures: the Office of Harassment and Bullying Intervention (CN 22-382) within the Bureau of Global Talent Management (GTM/HBI) and the new Bureau of Global Health Security and Diplomacy (GHSD) (CN 22-379), which would provide a single voice of leadership on global health security.

The Budget includes is \$76.2 million for continued expansion of programs to foster diversity and inclusion further supporting the President’s Executive Orders (*Executive Order 13985, “Advancing Racial Equity and Support for Underserved Communities Through the Federal Government”*; *Executive Order 13988, “Preventing and Combating Discrimination on the Basis of Gender Identity or Sexual Orientation”*; *Executive Order 14020, “Establishment of the White House Gender Policy Council”*; and *Executive Order 14035, “Diversity, Equity,*

## DIPLOMATIC PROGRAMS

*Inclusion, and Accessibility (DEIA) in the Federal Workforce*”). Further details are provided in the DEIA Chapter on page 67.

**Human Resources:** \$3,894.8 million, including funding for 97 new positions (26 CS and 71 FS)

Resources requested in this category will be directed toward salaries for domestic and overseas U.S. employees (including employees engaged in Public Diplomacy and WSP programs). This category also includes funding for the Foreign Service Institute (FSI), the Bureau of Global Talent Management (GTM), and the Human Resources Initiative (HRI) line for new Department-wide workforce initiatives.

The Request supports a ‘funded employment ceiling’ of 16,243 positions, comprised of 7,149 Civil Service (CS) and 9,094 Foreign Service (FS) staff. The funding level reflects an increase in support for 229 positions (92 CS and 137 FS) over the FY 2023 Adjusted Enacted level, including significant expansion of the Professional Development and Training (PDT) Float. Major changes from FY 2023 include the following Department components:

- Foreign Service Institute (FSI): +\$11.2 million. This amount is comprised of:
  - +\$5.1 million for completion of Building F renovation;
  - +\$3.2 million for establishment of a Department-wide integrated training system;
  - +\$1.7 million for FSI IT operations support;
  - +\$1.2 million for Office of the Historian (OH) declassification system upgrades and creation of a dedicated oral history program with two new CS positions.
- Global Talent Management (GTM): +\$13.7 million. This amount includes:
  - +\$4.5 million to support modernization of the Department’s human capital management information technology (IT) systems;
  - +\$2.8 million for Accessibility and Accommodations increases stemming from the increase in employees with disabilities domestically and worldwide;
  - +\$2.4 million, including funding for two positions, to develop a new skills management system;
  - +\$2.0 million to cover an increase in the number of posts/employees eligible to receive the Service Need Differential (SND);
  - +\$1.4 million for improved work life wellness, including authorized assistance with employee childcare services and certain emergency backup care services; and,
  - +\$583,000 for three CS positions supporting DEIA to bolster the Manager Support Unit (MSU) and the Conduct, Suitability, and Discipline (CSD) Division.
- Human Resources Special Complement (HR/COMP): +\$2.1 million. This funding will be used to regularize the Expanded Professional Associates Program (EPAP), supporting up to 430 positions available to eligible family members overseas.
- Human Resources Initiative (HRI): +\$102.2 million. This level includes:
  - +\$30.4 million for 50 new positions (30 FS and 20 CS) for the further enhancement of the Professional Development Training Float and the expansion of innovative core curriculum training for existing Department personnel;
  - +\$18.1 million to accelerate hiring of +40 FS management specialists above attrition to reduce vacancies in the management platform, given increases in the State and interagency presence overseas;

## DIPLOMATIC PROGRAMS

- +\$42.7 million to fund payroll execution adjustments as the Department's onboard levels increase through FY 2024; and,
- +\$11.0 million to expand the cadre of highly skilled professionals on call to respond to crises.

**Overseas Programs:** \$1,959.6 million, including +71 new positions (13 CS and 58 FS)

The Department's overseas programs link the country to the rest of the world by relaying on-the-ground political and economic analysis back to the United States and representing U.S. national interests at both the personal and governmental levels. This category includes the regional bureaus, the Bureau of Medical Services, the Bureau of Global Public Affairs, as well as Public Diplomacy resources available to multiple bureaus. Major changes from FY 2023 include the following Department components:

- African Affairs (AF): +\$13.2 million. This level includes +\$7.0 million for IT Working Capital Fund (WCF) adjustments to sustain and modernize technology services, as well as +\$6.2 million for 13 positions (11 FS Overseas, 2 CS) to improve Indo-Pacific strategic engagement and management oversight.
- East Asian and Pacific Affairs (EAP): +\$27.3 million. The amount supports:
  - +\$17.4 million and +34 U.S. direct hires (USDH) to scale up the Department's capacity and efforts in the Indo-Pacific region;
  - +\$3.0 million for operational support of new and potential Pacific Islands embassies;
  - +\$2.3 million and +69 LE Staff to support Mission China operations;
  - +\$2.2 million for China data analysis;
  - +\$1.1 million to support GO Mobile services payments and additional costs of IT products and services received through IRM's WCF; and,
  - +\$980,000 to establish the Manila Regional Support Service; and,
  - +\$500,000 to regularize political-security dialogues through Association of Southeast Asian Nations (ASEAN) staff and U.S. senior officials' participation in regional engagements.
- European and Eurasian Affairs (EUR): +\$10.0 million. This includes +\$9.0 million for IT WCF adjustments to sustain and modernize technology services needed to ensure regional diplomatic efforts continue to operate, as well as +\$989,000 for facility operating costs in Cyprus, Latvia, Montenegro, and the U.S. Mission to NATO.
- International Organization Affairs (IO): +\$2.9 million. This level includes +\$2.3 million for IT WCF adjustments to sustain and modernize technology services, and +\$583,000 for three Civil Service positions dedicated to protecting multilateral values and modernizing multilateral diplomacy.
- Medical Services (MED): +\$10.7 million. This amount encompasses:
  - +\$6.0 million to sustain expanded mental health services;
  - +\$4.4 million to normalize pandemic response and preparedness capabilities; and,
  - +\$335,000 for IT WCF adjustments to sustain and modernize technology systems.
- Near Eastern Affairs (NEA): +\$14.4 million. This includes +\$11.2 million to support a potential resumption of operations in Libya and a potential Libya Diplomatic Travel Support Operations Facility. The level also contains +\$3.2 million for IT WCF adjustments to sustain and modernize technology services.

## DIPLOMATIC PROGRAMS

- Post Assignment Travel (PAT): +\$24.2 million. This funding will support the timely arrival and departure of Foreign Service Officers (FSOs) and eligible family members from service postings. The Budget will cover additional FY 2024 new hires with permanent change of station (PCS) trips expected in FY 2024, as well as retain service provision amid significant packing and shipping inflationary pressures. The Budget increase also addresses cost elevations tied to changes in the Department of State Standardized Regulations (DSSR) for pet transfer allowances, wardrobe changes, rental cars during transition, and Home Service Transfer Allowances.
- South and Central Asian Affairs (SCA): +\$9.6 million. This increase reflects +\$7.0 million for the Afghanistan Affairs Unit and +\$2.6 million for IT WCF adjustments to sustain and modernize technology services. SCA and the Coordinator for Afghan Relocation Efforts (CARE) intend to use funds transferred to Diplomatic Programs from DoD Overseas Humanitarian, Disaster and Civic Aid (OHDACA) resources to sustain Afghanistan-related Enduring Welcome (EW) support, in coordination with key stakeholders.
- Western Hemisphere Affairs (WHA): +\$7.2 million. This level contains +\$1.9 million in support for New Embassy Compounds/New Consulate Compounds in the Bahamas, Guatemala, Mexico, and Uruguay, including funding +21 LE facility maintenance staff. The Budget also includes:
  - +\$1.7 million for additional staff to coordinate WHA's response to irregular migration (four CS and four FS);
  - +\$1.3 million to implement regional climate and sustainability initiatives, including two FS;
  - +\$1.3 million to counter malign influence in the Caribbean and South America, including two FS positions; and,
  - +\$1.0 million for increased cybersecurity and information technology expenses.
- Public Diplomacy (PD): +\$81.2 million, including support for 10 new Positions (2 CS and 8 FS). The FY 2024 PD Request is \$733.5 million, including \$241.8 million in American Salaries and \$491.7 million in Bureau Managed funds. This is a net increase of \$81.2 million over the FY 2023 Adjusted Enacted level. Current services adjustments result in an increase of +\$25.8 million, including:
  - +\$2.8 million for 2023 pay raise annualization;
  - +\$8.3 million for the 2024 American pay raise;
  - +\$2.0 million for overseas price inflation;
  - +\$1.9 million to normalize new positions; and,
  - +\$10.8 million for LE Staff wage increases.

The PD FY 2024 Request includes the following changes:

- Human Resources Initiative: +\$5.0 million. These resources support the Professional Development and Training Float activities, including related external related training and travel.
- African Affairs: +\$840,000. This funding supports one CS and one FS position to amplify messaging against malign actors.
- East Asian and Pacific Affairs: +\$11.5 million. This amount is comprised of:
  - +\$5.7 million for the Young Leaders Initiatives/Programs, including regional workshops and summit funding;
  - +\$2.6 million for four FS positions supporting Indo-Pacific Strategy outreach;

## DIPLOMATIC PROGRAMS

- +\$2.0 million for countering disinformation;
- +\$709,000 for four contractor positions; and,
- +\$500,000 in connection with support for Expo 2025 Osaka.
- Global Engagement Center: +\$3.0 million. This funding will support programs exposing and countering propaganda and disinformation by Russia (+\$1.5 million) and the People's Republic of China (PRC) (+\$1.5 million).
- Western Hemisphere Affairs: +\$5.8 million. This level includes +\$4.5 million for migration messaging campaigns to deter irregular migration and +\$1.3 million for two FS positions to support efforts countering the PRC.
- Cyberspace and Digital Policy (CDP): +\$694,000. This increase will fund one CS position to support the development of digital strategy and content for CDP and post outreach to foreign audiences.
- Global Public Affairs: +\$2.4 million. This amount encompasses:
  - +\$1.0 million for the Migration Opinions and Attitudes Tracker Survey;
  - +\$646,000 for a Bangkok Deputy Media Hub Director position;
  - +\$450,000 for the Public Affairs Translation Hub (PATH); and,
  - +\$300,000 to expand Bangkok Hub capabilities.
- Oceans and International Environmental and Scientific Affairs: +\$1.0 million. This funding addresses increased travel and operating costs, including space rental and build costs, related to the U.S. Center at the Conference of the Parties (COP) to the United Nations Framework Convention on Climate Change (UNFCCC).
- Office of the Secretary: +\$25.2 million. This funding will support U.S. participation at Expo 2025 Osaka and PD related costs for the NATO summit.

**Diplomatic Policy & Support:** \$1,196.0 million, including support for 56 new positions (48 CS, 8 FS)

Resources in the Diplomatic Policy and Support category sustain the Department's essential strategic and managerial functions. Requested program changes from FY 2023 include the following Department components:

- Bureau of Administration (A): a net -\$67.1 million decrease to base funding levels, primarily because of a -\$107.8 million (\$91.1 million Bureau Managed, \$16.7 million American Salaries) realignment from A's domestic facility base funds to other State bureaus in order to offset new real property Working Capital Fund charges. This realignment is partially offset by +\$23.8 million in new bureau-managed programming:
  - +\$6.4 million for GSA rent;
  - +\$6.0 million for sustaining ICASS services;
  - +\$5.0 million for domestic facility maintenance and repairs;
  - +\$3.3 million for IT WCF adjustments;
  - +\$1.6 million and funding for one CS position for cybersecurity upgrades;
  - +\$500,000 to expand implementation of zero-emission vehicles;
  - +\$400,000 for overseas schools support;
  - +\$337,000 for analytic software enhancing data-driven diplomacy;

## DIPLOMATIC PROGRAMS

- +\$165,000 for two CS positions advancing modernization and national security translation; and,
  - +\$82,000 for one CS position supporting presidential travel.
  - Arms Control, Verification and Compliance (AVC): +\$1.4 million. This level includes:
    - +\$1.0 million for arms control negotiations to promote strategic stability;
    - +\$305,000 for IT WCF adjustments; and,
    - +\$50,000 for the Secretary's International Security Advisory Board (ISAB) to sustain analysis and engagement.
  - Budget and Planning (BP): +\$5.5 million. Of this amount, +\$5.3 million is for operations and maintenance requirements of the Budget System Modernization program, which enables funds control and execution of all State Department funding, sustains testing, and provides enhanced help desk services and end-user support for over 2,100 global budget system users. In addition, +\$194,000 will support an additional CS position to provide oversight of funding for the Compacts of the Free Association (COFA) with the Freely Associated States (FAS) of Micronesia, the Marshall Islands, and Palau.
  - Chief of Protocol (CPR): +\$28.0 million. This amount includes +\$27.0 million for U.S. hosting responsibilities of the 2024 NATO summit (at a projected total cost of \$57.0 million) and +\$1.0 million for CPR's increased travel and transportation expenses.
  - Comptroller and Global Financial Services (CGFS): +\$6.4 million. The level incorporates:
    - +\$2.8 million for Pay Intake Modernization, including cybersecurity enhancements, multi-tiered customer support, operations and maintenance, training, and license fees;
    - +\$2.0 million annualize funding for the Global Foreign Affairs Compensation System (GFACS);
    - +\$843,000 to support the Information Resource Management (IRM) WCF cost increases for IT products and services; and,
    - +\$604,000 to identify, review, and implement new Standards Advisory Board's Statement of Federal Financial Accounting Standard (SFFAS) 54 Leases requirements to the Department's portfolio of more than 15,000 leases.
- In addition, +\$194,000 is included for anticipated needs related to the mandatory funding proposal to extend the COFA.
- Democracy, Human Rights, and Labor (DRL): +\$5.9 million. This amount consists of:
    - +\$2.3 million for advancing democracy programming;
    - +\$2.2 million to sustain prior year position increases to bolster DRL's focus on protecting human rights, advancing democracy, and labor rights globally, as well as championing the inclusion of all people by addressing issues of equal rights for marginalized groups;
    - +\$1.3 million for IRM IT WCF adjustment; and,
    - +\$219,000 for one FS position in the Office of the Special Envoy to Monitor and Combat Antisemitism (SEAS) to combat rising antisemitism globally.
  - Economic and Business Affairs (EB): +\$15.8 million. Of this amount, +\$15.0 million will support the Sanctions Targeting and Analytics Team (STAT) and diplomatic engagement on sanctions, working with partners to align actions and help build foreign government institutional capabilities where needed. U.S. engagement will support allies and partners on various countries of concern, most notably Russia, China,

## DIPLOMATIC PROGRAMS

Iran, and the Democratic People's Republic of Korea (DPRK). In addition, +\$776,000 is requested for four new positions to support the Global Magnitsky sanctions program, hostage sanctions program, Indo-Pacific Transaction Assistance Network (ITAN), and Indo-Pacific Economic Framework (IPEF).

- Energy Resources (ENR): +\$388,000. This level will fund two Critical Minerals Policy Officer CS positions to support the Minerals Security Partnership (MSP), an initiative that facilitates investments among likeminded countries to diversify and secure critical mineral supply chains. MSP will work to increase economic opportunities for U.S. companies in out-years and reduce the PRC's current dominance of these supply chains. This work will support the execution of Executive Order (E.O.) 14017, "*America's Supply Chains*," which directs the U.S. government to work with allies and partners to decrease vulnerabilities in global supply chains and strengthen supply chain transparency.
- Global Health, Security, and Diplomacy (GHSD): Subject to completion of Congressional Notification (CN 22-379) procedures, this proposed new Bureau would have total DP allocations of \$10.3 million (\$6.5 million American Salaries and \$3.8 million Bureau Managed) and 137 positions (of which 35 are DP and 102 are PEPFAR) for FY 2024. These resources are in addition to positions and related expenses supporting PEPFAR activities, which would continue to be funded from Global Health Programs. The DP allocation and all proposed staffing would be realigned from within existing base resources in the Bureau of Oceans and International Environmental and Scientific Affairs (\$5.6 million), the Office of the Secretary (\$1.8 million), and the Bureau of Global Talent Management (\$2.9 million).
- Intelligence and Research (INR): +\$3.0 million. This amount will fund:
  - four positions to support INR's digital transformation and security goals;
  - three positions for intelligence operations and coordination; one position for data science and visualization analysis; two positions for strategic intelligence analysis support;
  - \$500,000 for research and geospatial analysis; and,
  - \$600,000 for increased support for Supply Chain Risk Management capabilities.
- Information Resource Management (IRM): +\$39.6 million. This amount encompasses:
  - +\$30.0 million for cybersecurity enhancements to Zero Trust Architecture;
  - +\$5.0 million for expanding and enabling Global Wi-Fi;
  - +\$4.0 million for Cyber Incentive Pay (SIP) to retain highly qualified CS and FS IT specialists; and,
  - +\$554,000 for Technology Transformation services improving federal procurement coordination with GSA.
- International Security and Nonproliferation: +\$1.3 million. This level is comprised of:
  - +\$636,000 for IT Working Capital Fund adjustments;
  - +\$583,000 for three Civil Service positions supporting data analytics, cybersecurity, and workforce management; and,
  - +\$100,000 for ASEAN regional forum support.
- Oceans and International Environmental and Scientific Affairs (OES): +\$3.2 million. This amount supports:
  - +\$1.4 million to fund increased operational and travel support;
  - Three positions to effectively advance environment and climate priorities;

## DIPLOMATIC PROGRAMS

- one position focusing on integrating fisheries into the U.S. Indo-Pacific Strategy;
- one position to coordinate the Regional Technology Officer program in the Office of the Science and Technology Adviser; and,
- additional funding for the Jefferson Science Fellowship program.
- Office of the Legal Adviser (L): +\$3.8 million. The funding includes:
  - +\$2.0 million for E-Discovery contracts to enhance electronic records retention capabilities;
  - +\$1.0 million to complete deployment of the Treaty and Information Management System (TIMS); and,
  - +\$778,000 for increased costs for IRM's IT WCF.
- Political-Military Affairs (PM): +\$1.7 million. This amount incorporates:
  - +\$450,000 to modernize PM's data management analytics;
  - +\$294,000 for IT WCF adjustments; and,
  - +\$970,000 for five CS positions to address transformed security programming.

The security requirements would include an intensified focus on Taiwan security policy, research on the implications of emerging technologies and domains (e.g., space), and Department management of security sector governance programs.

- Office of the Secretary (S): +16.0 million. Funded elements include:
  - +\$6.2 million for S/ES-ExecTech to continue providing digital services to help Secretary and Department principal officers;
  - +\$4.6 million for six Operations Center positions to continue IT modernization;
  - +\$1.5 million for the Under Secretary for Civilian Security, Democracy, and Human Rights (J) to advance the Department's foreign policy agenda;
  - +\$1.2 million for four positions for the Office of Sanctions Coordination;
  - +\$1.0 million for the Office of Foreign Assistance to provide adaptive support for the Foreign Assistance Coordination and Tracking System;
  - +\$760,000 for IT WCF adjustments;
  - +\$350,000 for the Office of the Chief Economist (OCE) to deliver strategic and timely advice on foreign policy priorities from an economic perspective to senior leaders; and
  - +\$389,000 for two positions for anticipated needs related to the mandatory funding proposal to extend the COFA.
- Under Secretary for Management (M): +\$1.2 million. This amount includes:
  - +\$500,000 for IT WCF adjustments;
  - +\$494,000 for the Greening Diplomacy Initiative supporting sustainability data capabilities, modernization requirements, and priorities; funding for one CS position to support the Greening Diplomacy Initiative; and,
  - +\$250,000 for Chief of Mission support systems.

**Security Programs:** \$3,388.4 million, including funding to support 5 new CS positions, of which \$3,351 million is for Worldwide Security Protection



## DIPLOMATIC PROGRAMS

This category includes the Bureau of Counterterrorism (CT), the Special Presidential Envoy for Hostage Affairs (SPEHA), the Office of Foreign Missions (OFM), and Worldwide Security Protection (WSP). Resources for SPEHA are displayed separately in the FY 2024 Budget to provide greater visibility on implementation of the Robert Levinson Hostage Recovery and Hostage-Taking Accountability Act.

Major changes from FY 2023 include impacts on the following Department components:

- Counterterrorism (CT): +\$309,000 for IT WCF adjustments.
  - Special Presidential Envoy for Hostage Affairs (SPEHA): Within the CT allocation +\$1.6 million for SPEHA. This funding will support up to five CS positions and the associated travel expenses incurred while working to advance the recovery of U.S. citizens wrongfully detained overseas and travel.
- Office of Foreign Missions (OFM): +951,000. This includes:
  - +\$500,000 for office relocations;
  - +\$300,000 for new custodial properties; and,
  - +\$151,000 for the IT WCF.

### **Worldwide Security Protection (WSP): \$4,066.2 million (including \$715.2 million for WSP American Salaries)**

WSP supports the Bureau of Diplomatic Security (DS), which is principally responsible for security programs located at 275 overseas posts and 118 domestic programs, including a worldwide guard force protecting overseas diplomatic posts, residences, and domestic offices. WSP is responsible for supporting DS Regional Security Officers (RSO) and DS personnel at all regional bureaus and posts.

WSP also provides for security and emergency response programs in ten functional bureaus, including operational medicine, information security accreditation and deployment, continuity of operations and exercise planning, and security and crisis management training.

The total WSP FY 2024 Request is \$4,066.2 million, a \$252.5 million increase above the FY 2023 Adjusted Enacted level. The Request includes \$715.2 million for American Salaries under the Human Resources (HR) category, an increase of \$30.5 million over the FY 2023 Adjusted Enacted total. The Budget also includes \$3,351 million for bureau managed funding to support security programs, an increase of +\$222 million above the FY 2023 Adjusted Enacted amount.

Further details on the WSP request are provided in the WSP chapter.

## DIPLOMATIC PROGRAMS

### *Diplomatic Programs*

(\$ in thousands)

Funding Categories	FY 2022 Actual	FY 2023 Adjusted Enacted <sup>1</sup>	FY 2024 Request	Increase/ Decrease
<b>Total, Diplomatic Programs</b>	<b>9,292,139</b>	<b>9,550,213</b>	<b>10,433,849</b>	<b>883,636</b>
<b>Human Resources</b>	<b>3,231,897</b>	<b>3,599,146</b>	<b>3,894,773</b>	<b>295,627</b>
American Salaries, Central Account	2,977,754	3,279,924	3,484,720	204,796
<i>Public Diplomacy American Salaries (non-add)</i>	<i>215,628</i>	<i>228,009</i>	<i>241,820</i>	<i>13,811</i>
<i>WSP - American Salaries (non-add)</i>	<i>661,240</i>	<i>684,767</i>	<i>715,218</i>	<i>30,451</i>
Foreign Service Institute	87,485	86,733	113,217	26,484
Global Talent Management	166,658	184,018	207,729	23,711
Human Resources Initiative	-	48,471	89,107	40,636
<b>Overseas Programs</b>	<b>1,882,976</b>	<b>1,709,648</b>	<b>1,959,648</b>	<b>250,000</b>
African Affairs	217,469	189,355	211,884	22,529
Conflict Stabilization Operations	11,128	9,805	10,287	482
East Asian and Pacific Affairs	166,175	162,119	194,909	32,790
European and Eurasian Affairs	309,015	262,537	293,800	31,263
FSN Separation Liability Trust Fund	9,884	10,380	10,380	-
Global Public Affairs	9,645	9,645	9,717	72
International Conferences	3,998	4,444	4,547	103
International Organization Affairs	35,774	34,678	39,684	5,006
Medical Services	37,650	39,650	52,210	12,560
Near Eastern Affairs	215,926	203,211	223,892	20,681
Post Assignment Travel	122,236	98,709	124,678	25,969
South and Central Asian Affairs	129,184	74,493	91,816	17,323
Western Hemisphere Affairs	164,222	154,558	168,438	13,880
Public Diplomacy	450,670	424,364	491,706	67,342
<b>Diplomatic Policy and Support</b>	<b>1,021,005</b>	<b>1,082,966</b>	<b>1,191,006</b>	<b>108,040</b>
Administration (including GSA Rent)	354,261	354,094	286,949	-67,145
<i>GSA Rent (non-add)</i>	<i>159,389</i>	<i>162,962</i>	<i>169,362</i>	<i>6,400</i>
Arms Control, Verification and Compliance	14,961	14,961	17,666	2,705
Budget and Planning	22,446	18,053	23,985	5,932
Chief of Protocol	10,135	40,135	68,135	28,000
Comptroller and Global Financial Services	89,073	89,705	105,400	15,695

## DIPLOMATIC PROGRAMS

Funding Categories	FY 2022 Actual	FY 2023 Adjusted Enacted <sup>1</sup>	FY 2024 Request	Increase/ Decrease
Cyberspace and Digital Policy (CDP)	5,532	6,596	7,407	811
Democracy, Human Rights and Labor	26,606	18,178	25,316	7,138
Economic and Business Affairs	11,651	14,025	31,449	17,424
Energy Resources	3,880	3,880	4,565	685
Global Engagement Center	12,000	12,000	14,158	2,158
Global Health Security and Diplomacy	-	3,805	3,805	-
Global Public Affairs	30,477	30,498	33,713	3,215
Information Resource Management	230,575	229,183	268,847	39,664
Intelligence and Research	24,275	26,597	31,742	5,145
International Religious Freedom	5,006	5,562	5,562	-
International Security and Nonproliferation	17,193	18,523	21,373	2,850
Legal Adviser	15,325	13,825	19,932	6,107
Legislative Affairs	2,874	3,360	4,281	921
Management	23,175	23,175	26,314	3,139
Oceans and International Environmental and Scientific Affairs	19,485	14,192	18,532	4,340
Political-Military Affairs	11,047	11,047	12,881	1,834
Population & International Migration	620	620	630	10
Trafficking in Persons	8,272	8,312	8,418	106
Office of the Secretary	82,136	90,840	118,146	27,306
<b>Security Programs</b>	<b>3,156,261</b>	<b>3,158,453</b>	<b>3,388,422</b>	<b>229,969</b>
Counterterrorism	15,189	15,400	19,801	4,401
<i>Special Presidential Envoy for Hostage Affairs (non-add)</i>	-	2,785	3,849	1,064
Office of Foreign Missions	14,113	14,113	17,671	3,558
Worldwide Security Protection	3,126,959	3,128,940	3,350,950	222,010

<sup>1</sup> DP On-going Operations for FY 2023 Adjusted Enacted includes notional allocation of \$87.1 million within category totals as follows: Human Resources (\$23.6M), Overseas Programs (\$31.7M), and Diplomatic Policy and Support (\$31.8M) subject to congressional notification and to be recurred in FY 2024.

## DIPLOMATIC PROGRAMS

### *Highlights of Budget Changes* (\$ in thousands)

Enduring	Diplomatic Program Operations	DP PD	DP Ongoing Operations (Direct & PD)	Worldwide Security Protection	DP Total
<b>FY 2023 Adjusted Enacted <sup>1</sup></b>	<b>5,079,133</b>	<b>657,373</b>	<b>5,736,506</b>	<b>3,813,707</b>	<b>9,550,213</b>
<b>Built-in Changes</b>					
<b>Base Adjustments</b>	<b>(25,477)</b>	<b>-</b>	<b>(25,477)</b>	<b>-</b>	<b>(25,477)</b>
Baseline Adjustment - Operational Level Adjustment	(25,477)	-	(25,477)	-	(25,477)
<b>Annualization of Requirements</b>	<b>34,010</b>	<b>4,692</b>	<b>38,702</b>	<b>7,157</b>	<b>45,859</b>
Annualized Pay Increase	20,049	2,799	22,848	4,597	27,445
New Positions	13,961	1,893	15,854	2,560	18,414
<b>Anticipated Wage &amp; Price Requirements</b>	<b>127,674</b>	<b>21,068</b>	<b>148,742</b>	<b>51,712</b>	<b>200,454</b>
American Pay Increase	74,350	8,296	82,646	23,779	106,425
Locally Employed Staff Wage Increase	41,880	10,731	52,611	8,719	61,330
Overseas Price Inflation	11,444	2,041	13,485	19,214	32,699
<b>Total, Built-in Changes</b>	<b>136,207</b>	<b>25,760</b>	<b>161,967</b>	<b>58,869</b>	<b>220,836</b>
<b>Total, Current Services</b>	<b>5,215,340</b>	<b>683,133</b>	<b>5,898,473</b>	<b>3,872,576</b>	<b>9,771,049</b>
<b>Program Changes</b>					
Human Resources	129,206	5,000	134,206	-	134,206
Overseas Programs	119,645	21,159	140,804	-	140,804
Diplomatic Policy and Support	162,082	29,234	191,316	-	191,316
Security Programs	2,882	-	2,882	193,592	196,474
<b>Total, Program Changes</b>	<b>413,815</b>	<b>55,393</b>	<b>469,208</b>	<b>193,592</b>	<b>662,800</b>
<b>Total</b>	<b>5,629,155</b>	<b>738,526</b>	<b>6,367,681</b>	<b>4,066,168</b>	<b>10,433,849</b>

<sup>1</sup> DP On-going Operations for FY 2023 Adjusted Enacted includes notional allocation of \$87.1 million within category totals as follows: Human Resources (\$23.6M), Overseas Programs (\$31.7M), and Diplomatic Policy and Support (\$31.8M) subject to congressional notification and to be recurred in FY 2024.

## **Proposed Appropriations Language**

### **CAPITAL INVESTMENT FUND**

For necessary expenses of the Capital Investment Fund, as authorized, [\$389,000,000] *\$491,594,000*, to remain available until expended. (*Department of State, Foreign Operations, and Related Programs Appropriations Act, 2023.*)

## IT CENTRAL FUND

### *Resource Summary*

(\$ in thousands)

IT Central Fund	FY 2022 Actual	FY 2023 Adjusted Enacted	FY 2024 Request	Change from FY 2023 Adjusted Enacted
<b>Total IT Central Fund</b>	<b>411,982</b>	<b>399,000</b>	<b>491,594</b>	<b>92,594</b>
Capital Investment Fund	300,000	389,000	491,594	102,594
Expedited Passport Fee Revenues	77,812	-	-	-
Additional Funding <sup>1, 2</sup>	34,170	10,000	-	(10,000)

<sup>1</sup> For FY 2022, the amount includes a \$24.2 million transfer of Diplomatic Programs funds from Ukraine Supplemental Appropriations Act, 2022 (Div. N, P.L. 117-103) to Capital Investment Fund (CIF), as notified in CN 22-172. The amount also includes \$10.0 million appropriated by the Additional Ukraine Supplemental Appropriations Act, 2022 (P.L. 117-128) to CIF, as notified in CN 22-233.

<sup>2</sup> For FY 2023, the amount includes a \$10.0 million transfer of Diplomatic Programs funds appropriated by the Additional Ukraine Supplemental Appropriations Act, 2023 (Div. M. P. L. 117-328) to CIF, as notified in the FY 2023 IT Central Fund Initial Operating Plan.

---

## WHO WE ARE & WHY IT MATTERS

---

The Foreign Relations Authorization Act, Fiscal Years 1994 and 1995, established the Capital Investment Fund (CIF) for the procurement of information technology (IT) and other related capital investments for the Department of State. The Department relies on the CIF to address the modernization of mission-critical and legacy IT systems, as well as the maintenance of essential IT services. The IT Central Fund (ITCF), which is currently supported only through appropriations and transfers to the CIF, is utilized to support the Department's IT priorities of modernization and cybersecurity. The Fund enables the Department of State to fulfill Joint Strategic Plan Strategic Objective 4.2: *“Modernize IT and leverage data to inform decision-making and support mission delivery.”*

Improving access to data and strengthening data infrastructure are key components of IT modernization. The process of modernizing and updating legacy personnel, payroll, workspace, and records management IT systems creates opportunities that can afford the Department expanded access, improved system and data layer security, and greater information fidelity; taken together, these changes provide personnel with an improved capability to fulfill, assess, measure, and track progress towards Department goals. In addition, IT modernization entails undertaking forward-leaning investments in artificial intelligence, optimizing the use of cloud computing, and enhancing data analytics capabilities.

In addition to modernization, ITCF undergirds the Department's investment in its cybersecurity posture. This ITCF priority is a central part of the Department's implementation of Executive Order 14028, *Improving the Nation's Cybersecurity* and OMB Memorandum M-22-09, *Moving the U.S. Government Toward Zero Trust Cybersecurity Principles*. This implementation effort includes investments in cybersecurity event logging, cloud security, data center infrastructure, and continuous refinement of the Security Operation Center (SOC).

The State Department's modernization and cybersecurity efforts include investments that align to the Department's Zero Trust Architecture, Framework, and Plan. These efforts enable the Department to more effectively identify, protect, detect, respond to, and recover from critical threats in cyberspace.

## IT CENTRAL FUND

The Department's strategy for implementation of a Zero Trust Architecture follows an evolution-based, agile approach guided by the Cybersecurity and Infrastructure Security Agency's (CISA) Zero Trust Maturity Model. In FY 2024, the Department will expand implementation of critical cybersecurity projects designed to provide security across all systems, address evolving threats, and enhance the maturity level to comply with the pillars of the Zero Trust Framework.

The Department's ITCF portfolio is jointly reviewed, assessed, and prioritized by the Director of Budget and Planning (BP) and the Department's Chief Information Officer (CIO), in accordance with Federal Information Security Management Act (FISMA) and Federal Information Technology Acquisition Reform Act (FITARA) guidance.

---

### JUSTIFICATION OF REQUEST

---

The FY 2024 Request of \$491.6 million represents a \$102.6 million (26.4 percent) increase over the FY 2023 Adjusted Enacted CIF appropriation level of \$389 million, which excludes \$10 million in Ukraine Supplemental funds (P.L. 117-128) transferred from the Diplomatic Programs account and originally notified in CN 22-233.

### *IT Central Fund Activities by Bureau*

(\$ in thousands)

(\$ in Thousands)	FY 2022 Actual	FY 2023 Adjusted Enacted	FY 2024 Request	Change from FY 2023 Adjusted Enacted
<b>ITCF Total</b>	<b>411,982</b>	<b>399,000</b>	<b>491,594</b>	<b>92,594</b>
<b>CIF Appropriation</b>	<b>300,000</b>	<b>389,000</b>	<b>491,594</b>	<b>102,594</b>
<b>EPF Revenues</b>	<b>77,812</b>	-	-	-
<b>Additional Appropriations/ Transfers</b>	<b>34,170</b>	<b>10,000</b>	-	<b>(10,000)</b>
<b>Administration (A)</b>	<b>19,230</b>	<b>22,168</b>	<b>27,311</b>	<b>5,143</b>
Centralized Data Collection and Integration System (CDCIS) - myData	2,558	-	-	-
FREEDOMS Enterprise-Wide FOIA System	955	-	1,350	1,350
Global Information Services (GIS)/eRecords (State Archiving) System	3,873	-	5,825	5,825
Integrated Logistics Management System (ILMS)	9,124	19,794	4,190	(15,604)
IT Management Services	2,720	2,374	-	(2,374)
Workplace Management Initiative	-	-	14,000	14,000
Zero Trust Network Scanning Vulnerabilities	-	-	1,946	1,946
<b>Arms Control, Verification and Compliance (AVC)</b>	<b>438</b>	<b>827</b>	<b>940</b>	<b>113</b>
Nuclear Risk Reduction Center (NRRC)	438	827	940	113
<b>Budget and Planning (BP)</b>	<b>11,073</b>	<b>8,517</b>	<b>6,320</b>	<b>(2,197)</b>
Budget Formulation and Planning System (BFPS)	6,770	4,850	4,000	(850)

## IT CENTRAL FUND

(\$ in Thousands)	FY 2022 Actual	FY 2023 Adjusted Enacted	FY 2024 Request	Change from FY 2023 Adjusted Enacted
Budget Systems Modernization (BSM)	4,303	3,667	2,320	(1,347)
<b>Comptroller, Global Financial Services (CGFS)</b>	<b>30,358</b>	<b>25,313</b>	<b>27,159</b>	<b>1,846</b>
Cloud Solution Development Network	5,068	3,400	4,000	600
Development of Operations and Robotic Process Automation (RPA)	1,586	1,586	1,586	-
Global Foreign Affairs Compensation System (GFACS)	17,758	10,652	10,327	(325)
Joint Financial Management System (JFMS)	5,146	8,875	7,657	(1,218)
Global e-Travel Program (GeT)	800	800	1,200	400
Zero Trust Architecture for CGFS Applications (ZTA)	-	-	2,389	2,389
<b>Foreign Service Institute (FSI)</b>	<b>11,540</b>	<b>8,653</b>	<b>8,017</b>	<b>(636)</b>
Continuous Instructional Support	2,907	1,538	-	(1,538)
Enterprise Learning Operations	-	-	2,850	2,850
Training Management Solutions	8,633	7,115	4,000	(3,115)
Zero Trust Network Scanning Vulnerabilities	-	-	1,167	1,167
<b>Global Talent Management (GTM)</b>	<b>14,200</b>	<b>12,094</b>	<b>14,618</b>	<b>2,524</b>
Integrated Personnel Management System (IPMS)/ePerformance Modernization	14,200	12,094	14,618	2,524
<b>Information Resource Management (IRM)</b>	<b>339,490</b>	<b>302,192</b>	<b>379,742</b>	<b>77,550</b>
Cybersecurity Event Logging	3,300	17,090	19,590	2,500
Increased Cloud Security	580	51,850	50,554	(1,296)
Security Operation Center (SOC) Maturation	25,880	8,220	8,220	-
Enterprise Architecture Services	529	-	-	-
Enterprise Software License and Maintenance	187,461	197,461	243,172	45,711
Global IT Modernization (GITM)	10,000	-	-	-
Data Center Infrastructure Services	2,500	-	15,200	15,200
Enterprise Multi-Cloud Ecosystem Management and Support	42,240	16,271	40,006	23,735
Artificial Intelligence (AI)	-	-	3,000	3,000
Network Refresh	-	1,300	-	(1,300)
Ukraine Field Communications	10,000	10,000	-	(10,000)
Cloud - Continuous Integration/Continuous Deployment (CI/CD) Pipeline	2,900	-	-	-
Cybersecurity	15,600	-	-	-
DOS Enterprise Wi-Fi	10,500	-	-	-
Mobility Support Refresh Program	28,000	-	-	-
<b>International Security and Nonproliferation (ISN)</b>	<b>672</b>	<b>745</b>	<b>1,076</b>	<b>331</b>



## IT CENTRAL FUND

(\$ in Thousands)	FY 2022 Actual	FY 2023 Adjusted Enacted	FY 2024 Request	Change from FY 2023 Adjusted Enacted
Data Archive, Analysis, and Verification Environment Modernization (DAAVE)	672	-	-	-
IT Infrastructure	-	745	1,076	331
<b>Management Strategy and Solutions (M/SS)</b>	<b>4,974</b>	<b>11,045</b>	<b>10,550</b>	<b>(495)</b>
NSDD-38 Application	-	700	-	(700)
Data Analytics Capabilities/Center for Analytics	4,974	6,645	9,600	2,955
Greening Diplomacy Initiatives	-	3,700	950	(2,750)
<b>Medical Services (MED)</b>	<b>8,409</b>	<b>7,446</b>	<b>15,100</b>	<b>7,654</b>
Electronic Health Records (iHERS)	8,409	7,446	15,100	7,654
<b>Political-Military Affairs (PM)</b>	<b>-</b>	<b>-</b>	<b>761</b>	<b>761</b>
IT Infrastructure	-	-	372	372
Zero Trust Network Scanning Vulnerabilities	-	-	389	389
<b>Secretary (S)</b>	<b>3,640</b>	<b>-</b>	<b>-</b>	<b>-</b>
Foreign Assistance Dashboard/Foreign Interagency Network Database (FIND)	3,640	-	-	-

### **Bureau of Administration (A): \$27.3 million**

#### **FREEDOMS Enterprise-Wide FOIA System: \$1.4 million**

The FY 2024 Request will support the State Department's Freedom of Information Act (FOIA) modernization investments, under which the Department is finalizing the transition to modern software and processes associated with FOIA and other information access requests that involve Congress and federal courts. The number, scope, and complexity of the requests for information from individuals, media, Congress, and oversight organizations have continued to increase significantly in the past five years. The associated searches of electronic records by Department personnel produce potentially millions of responsive records across thousands of requests, all of which the Department is required to review quickly in order to meet customer demands.

The FOIAXpress software replaces the legacy Freedom of Information Document Management System (FREEDOMS). FOIAXpress is the Department's only enterprise technology for processing FOIA information access requests. FOIAXpress: is interoperable on OpenNet and ClassNet; maintains a centralized eRecords archive containing over three billion records; and has 385 Department users across 45 bureaus.

The FY 2024 Request meets increased demand for operations and maintenance (O&M) support, as well as continued enhancements. These efforts include: deploying the FOIAXpress Public Access Link (PAL) module; migrating from an on-premises classified environment to Microsoft Azure Government Secret Cloud; and migrating FOIAXpress and PAL from the Department development environment that is being retired over to the Azure Cloud Services development environment. PAL will provide the public an automated self-service system on which they can make FOIA requests and receive responses from the Department.

## IT CENTRAL FUND

### **Global Information Services (GIS) /eRecords (State Archiving) System: \$5.8 million**

eRecords is an enterprise-wide system that captures, consolidates, stores, and processes over 3 billion unique federal records from major IT systems across the Department and supports 25 different enterprise-wide lines of business. This system is utilized to provide rapid and accurate responses to inquiries from Congress, GAO, the press, individuals, and other sources to satisfy thousands of FOIA information requests annually. Department-wide adoption of eRecords continues to increase, and the volume of data within the system is growing at a rate of over 2 million new records daily.

The Budget will support the continued operations and maintenance of the eRecords archive, as well as necessary enhancements to support the migration of current classified archive to a new cloud environment. These actions will fully migrate the eRecords archive from an on-premises classified environment to the Microsoft Azure Government Secret Cloud. This migration is necessary to meet growing demands and mandates, keep records secure from cybersecurity threats, and improve efficiencies by standardizing infrastructure between unclassified and classified environments. The FY 2024 funding will also continue to sustain artificial intelligence (AI) technology developed with the Department's Center for Analytics in previous years.

### **Integrated Logistics Management System (ILMS): \$4.2 million**

The FY 2024 Request will fund the Department's mission critical, enterprise-wide supply chain management system. The ILMS program supports all domestic bureaus and overseas posts, strengthening State's management capabilities by providing worldwide, secure access to timely information. The Request will address critical cybersecurity improvements required to further safeguard business continuity for the Department's supply chain.

To detect and guard against occurrences of malicious cyberactivity on ILMS data and operations, the Department will use modern cybersecurity technology to identify vulnerabilities, respond to critical cybersecurity directives, and implement necessary security controls. As part of the effort to bolster State's cybersecurity footprint and proactively identify threats, the implementation of the Zero Trust Architecture across the ILMS program will include enhancing safeguards and conducting penetration testing. Implementation plans also entail reconnaissance, scanning, and vulnerability assessments, contingency plan drills and exercises, updates to program security controls, and the completion of Assessment and Authorization (A&A) reauthorizations for several ILMS component systems.

### **Workplace Management Initiative: \$14.0 million**

The Department is continuing to transition towards a sustained, long-term hybrid work environment. However, these efforts are being hampered by antiquated legacy systems and therefore necessitating ad hoc use of tools to manage State's very large domestic and overseas workspace portfolios. The utilization of modern software across all Department stakeholders during this transition would reduce the administrative burden required to promote transparency and comply with evolving requirements.

The FY 2024 Request includes \$14 million to modernize several A Bureau-managed IT systems including \$6.5 million for the expansion of Archibus, a modern commercial workplace management system; \$4.5 million for eAllowance software upgrades; \$1.9 million for technology optimization for language services; \$600,000 for maintenance of the Maximo equipment inventory system; and \$500,000 for an analysis of alternatives for a parking program system.

The enterprise investment in Archibus and the replacement of antiquated parallel legacy systems will allow the Department to take advantage of the key real property and workforce opportunities that a hybrid workplace can offer, including integration and data sharing with other IT systems, and personnel and facility management tools. This modernization of workplace management systems will reduce duplicative, manual data entry and improve

## IT CENTRAL FUND

data quality throughout critical Department systems. The resultant high-quality data will allow workspaces to be adjusted over time to fit actual use patterns, ensuring the Department is appropriately stewarding real property while enabling staff to be productive in the office.

The eAllowance System is an IT application used by the Department to convert survey data into allowance rates. However, the current eAllowance system was last updated in 2015. Recognizing that the eAllowance system supports the U.S. Government (USG)-wide allowances and differential program administered by the Department of State, the FY 2024 Request funds the purchase of the next generation of the software. The updated system will enable the Department to collect and more accurately analyze the data necessary to set rates supporting approximately 80,000 U.S. government civilian employees and their families serving overseas.

The FY 2024 Request includes \$1.9 million to ensure the IT infrastructure is in place to strengthen remote language services. The Department's Language Services are used to meet demand for: Remote Simultaneous Interpreting (RSI) support; file management; language support for domestic units; and the remote testing of prospective freelance translators and interpreters. The Request's investment in IT infrastructure will assist in promoting access, improving internet-based activities, and minimizing security risks.

Maximo is an asset management system that the Department is transitioning to a cloud-based model. To prepare Maximo for migration to the cloud, the Department will need to purchase and install cloud-based Oracle database management software that is not currently part of the Department's enterprise software. Once Maximo is a cloud-based application, it will be able to support several additional technologies and services, including mobile, Wi-Fi, cellular, and cloud authentication promoting secure and portable access to the Department's assets.

The FY 2024 Request contains \$500,000 in funding for the T2 Parking Management Systems application required to support the Department of State Parking Program. To manually capture and track all required and necessary parking program data in one master Excel spreadsheet, the Parking Office currently utilizes a combination of the parking application system, an employment verification spreadsheet maintained by the Bureau of Global Talent Management (GTM), and contact information contained in the Global Access List maintained by the Bureau of Information Resource Management (IRM). This investment will aid the Parking Office's efforts to modernize and consolidate this complex collection system and process mitigating errors and improving accuracy.

### **Zero Trust Network Scanning Vulnerabilities: \$1.9 million**

These resources will be used by A Bureau to routinely scan its IT systems for vulnerabilities, the results of which will be reported to the Chief Information Security Officer (CISO) on a quarterly basis and published on the Department's FISMA Scorecard Dashboard. The FY 2024 funds will be utilized to improve the security posture of all A Bureau systems within the framework of the Zero Trust Maturity Model, leverage centralized cybersecurity investments, and comply with E.O. 14028.

### **Bureau of Arms Control, Verification and Compliance (AVC): \$940,000**

#### **Nuclear Risk Reduction Center (NRRC): \$940,000**

The FY 2024 Request will fund updates and enhancements necessary to raise cybersecurity standards, including by addressing obsolescence through the replacement of the legacy hardware and software utilized to maintain interoperability across bilateral, multilateral, and U.S. Government internal communications links and systems. Funding will be used to replace AVC's end of life communications and peripheral equipment, including computer hardware and cables. The FY 2024 Request will also support NRRC participation in the National Security Agency's efforts to provide mobile classified capability packages/kits via laptops and smartphones for participating USG agencies.

## IT CENTRAL FUND

### **Bureau of Budget and Planning (BP): \$6.3 million**

#### **Budget Formulation and Planning System (BFPS): \$4.0 million**

The FY 2024 Request will support the enhancement and rollout of the Department's Budget Formulation and Planning System (BFPS) for all Diplomatic Engagement resources. With software development and customization of a commercial off-the-shelf platform, this system will replace the Department's legacy Budget Formulation and Execution Manager with a cloud-based Federal Risk and Authorization Management Program (FedRAMP)-compliant, centrally managed, encrypted platform. The BFPS will provide enhanced data sharing, collaboration, analytics, and document publishing functionality, in addition to data migration and configuration and system testing and validation. The new platform will provide greater agility for internal decisions, and streamline development of annual budget requests to Congress and OMB.

#### **Budget Systems Modernization (BSM): \$2.3 million**

The purpose of the BSM program is to modernize and sustain the Department's budget execution systems, which include the Integrated Budget Intelligence System (IBIS), IBIS Overseas (or IBEx), and Resource Allocation and Budgeting Integration Tool over the internet (WebRABIT) applications.

Taken together, IBIS and IBIS Overseas systems process apportionments, transfers between the Department and the interagency, reimbursements and collections for the Department's revolving funds (e.g., the Working Capital Fund), and allotments including to, and within, bureaus domestically. The IBIS applications are also used in budget planning to support regional and functional bureaus overseas. The WebRABIT application is a tool employed by overseas posts to communicate post-based salary, benefits and allowances data primarily for locally engaged staff.

The FY 2024 Request will fund operations and maintenance of BSM system applications.

### **Bureau of The Comptroller, Global Financial Services (CGFS): \$27.2 million**

#### **Cloud Solution Development Network: \$4.0 million**

The FY 2024 Request will support the Department's plan to expand the design, testing, and implementation of the cloud solution for the Bureau's suite of financial and compensation-related business applications. In collaboration with IRM, CGFS will expand cloud usage for both its development and production operations. While CGFS will start work on re-platforming its smaller applications into cloud-native technologies, for its larger IT applications, CGFS will pursue a cloud design based on "infrastructure as code" operating in a hybrid cloud environment.

#### **Development of Operations and Robotic Process Automation (RPA): \$1.6 million**

The FY 2024 Request will fund continued support for business process and automation improvements that reduce manually intensive processes in the Department's primary and concomitant financial systems. Numerous dedicated programs ("bots") are already being used to improve processes and this trend will continue to expand. The Budget will also support the implementation of development operations, including Continuous Integration/Continuous Delivery (CI/CD) tools and processes, which introduces automation to the business of software development; the result will be improved accuracy and more timely delivery of software enhancements to users.

## IT CENTRAL FUND

In addition, the FY 2024 Request includes funding for rule-based automation and Artificial Intelligence (AI)-driven cognitive automation solutions, streamlining the execution of high-volume, repeatable tasks. This investment supports E.O. 13960, “*Promoting the Use of Trustworthy Artificial Intelligence in the Federal Government*”, and Presidential Memorandum M-22-15 by supporting emerging technologies such as AI and robotics.

### **Global Foreign Affairs Compensation System (GFACS): \$10.3 million**

GFACS processes the compensation for over 100,000 Locally Employed (LE), Civil Service, and Foreign Service staff, as well as Foreign Service Annuitants. The FY 2024 Request contains \$4.2 million to continue the automation of manual payroll processes, software enhancements, Business Intelligence services, and customer experience tools. Automation will also expand the test coverage for GFACS payroll system and application. In addition, this Request will fund the development of a strategy to migrate GFACS to the cloud to strengthen the system’s cybersecurity posture.

The FY 2024 Request dedicates \$6.2 million to funding the continued development and rollout of the new global time and attendance (gTA) application for American and Locally Engaged (LE) employees. These efforts will include a pilot program beginning in FY 2024 which will test the system’s capabilities and capacity to maintain data integrity. gTA will replace two legacy time and attendance applications (WinT&A and WebTATEL). The new application will fully integrate with the Department’s payroll systems, standardizing the processes to request and approve leave, systemize the submission and approval of time and attendance data, and validate data at the source of entry in gTA. FY 2024’s deployment activities will focus on a cloud-based capability that allows for employee self-service, electronic routing and approvals, and integrated leave requests.

### **Joint Financial Management System (JFMS): \$7.7 million**

The Joint Financial Management System (JFMS) program is a multi-year effort that supports the Department’s overseas operations providing shared financial services to 45 Federal entities.

In FY 2024, the Department will continue to expand its service offering and initiate key improvements to strengthen JFMS. These enhancements will focus on increasing customer satisfaction, meeting government wide mandates, reducing processing times, and automating back-office functions. Key to these improvements will be upgrading the Momentum platform for the Department’s financial system of record, the Global and Regional Financial Management System (GFMS/RFMS). These upgrade activities will center on platform development, testing, and user support, in addition to implementing enhanced analytics and reporting capabilities to the Department’s Global Business Intelligence (GBI) platform.

### **Global e-Travel Program (GeT): \$1.2 million**

Global e-Travel (GeT) is a federally mandated outsourcing solution for end-to-end temporary duty and local travel. The FY 2024 Request will support the Department’s efforts to comply with the travel requirements in Federal Travel Regulations, Joint Travel Regulations, and the Foreign Affairs Manual, as well as activities undertaken to promote the principles of the Government Paperwork Elimination Act. The Request will enable CGFS to collaborate with the General Services Administration (GSA) on the competitive procurement of the next generation travel systems for the federal government.

The FY 2024 Request will fund operations, maintenance, and new enhancements for the GeT system, with a goal of ensuring a better user experience when processing travel orders in a hybrid work environment, as well as expanding the Department’s Business Intelligence (BI) footprint for travel information.

## IT CENTRAL FUND

### **Zero Trust Architecture for CGFS Applications (ZTA): \$2.4 million**

This Request will fund the implementation of a ZTA for all business applications managed by CGFS. This implementation will encompass 33 globally deployed business applications, and bring these systems into compliance with E.O. 14028, M-22-09, and the Department's Zero Trust strategy by the end of FY 2024.

The FY 2024 Request will fund the routine scanning of CGFS-managed systems for vulnerabilities, the results of which will be reported to the CISO on a quarterly basis and published on the Department's Federal Information Security Management Act (FISMA) Scorecard Dashboard. FY 2024 resources will be dedicated to improving the security posture of all CGFS Bureau systems to comply with the Zero Trust Maturity Model, building on centralized cybersecurity investments, and meeting the requirements outlined in E.O. 14028.

CGFS currently manages numerous enterprise-wide systems that support tens of thousands of customers globally. In doing this, the Bureau serves a unique customer set that includes Department employees as well as personnel of the U.S. Agency for International Development (USAID), Department of Defense (DoD), Department of Justice (DoJ), and several other federal agencies that have overseas operations. Agencies and employees rely on CGFS to provide systems that are critical to perform activities across numerous lines of business, including finance, procurement, grants, payroll, travel, cashing, and business intelligence.

### **Foreign Service Institute (FSI): \$8.0 million**

#### **Enterprise Learning Operations: \$2.9 million**

The FY 2024 Request funds upgrades for FSI's large, dedicated internet network, FSINet, the Department's primary training delivery network. The upgrades will provide the increased bandwidth needed to support the Institute's new distance and hybrid learning technologies. These improved capabilities are essential to support remote students and staff more efficiently and effectively in a global and hybrid operating environment. FSI will also utilize these funds to implement critical cybersecurity-related upgrades of on-premises servers.

#### **Training Management Solutions: \$4.0 million**

The FY 2024 Request continues support for the migration of legacy training, facilitation, and management systems into core FSI platforms (FSILearn, Student Information System), including the development of an Inter-Agency FSI Services Portal, which will consolidate the services available to all students, faculty, and staff. This services portal will allow the Institute to reestablish itself as a preferred training service provider to the Federal Government. FSI will also upgrade the legacy classroom and resource management system that is used to coordinate training across FSI's 503 classrooms.

#### **Zero Trust Network Scanning Vulnerabilities: \$1.2 million**

These funds will support bolstering cybersecurity for FSI platforms by implementing routine scanning for vulnerabilities. Results will be reported to the Department's CISO on a quarterly basis, and published on the Department's FISMA Scorecard Dashboard. FY 2024 resources will improve the security posture of all FSI systems spanning the pillars of the Zero Trust Maturity Model, and build on centralized cybersecurity investments complying with E.O. 14028.

## **IT CENTRAL FUND**

### **Bureau of Global Talent Management (GTM): \$14.6 million**

#### **Integrated Personnel Management System (IPMS) /ePerformance Modernization: \$14.6 million**

The Integrated Personnel Management System is the Department's single authoritative source of State Department employee information. IPMS is a multi-year, mixed lifecycle program that provides Human Capital Management services to support the Department's diplomatic mission, with an end state that will simplify tasks, improve workflows, and reduce transactional workloads by streamlining user interfaces and designing intuitive work processes that will allow employees to be more productive and effective.

In FY 2024, the Department will continue its multi-year modernization efforts to implement a phased consolidation of over 60 personnel-related applications into a common environment. This consolidation will reduce errors, highlight efficiencies, and strengthen the application to address ever-evolving cybersecurity requirements.

GTM Portal (GTM-Next) phases seven through nine will continue to implement the ServiceNow cloud-based Software as a Service (SaaS) Enterprise Human Resources Service Delivery module, which will handle all user interactions and interfaces.

These funds will also support modernization of the Recruitment, Examination, and Employment Tracking Application (REETA) enabling the Department to keep pace with public and private sector hiring, especially in promoting STEM and DEIA in its recruitment efforts. In addition, modernization of the Automated Classification and Recruitment Solution (ACRS) will better support the increasing number of classification events, including periodic reclassifications, 5-year reviews, and cybersecurity coding.

This Request will also support the Foreign Service Officer (FSO) Intake modernization project, which will leverage new technologies in virtual environments that will allow students and candidates to take tests remotely, thereby increasing the flexibility for candidates lacking the means to travel to Washington, DC in-person to participate in the hiring process. This, in turn, should expand the diverse pool of qualified candidates by reducing the barriers to engagement.

### **Bureau of Information Resource Management (IRM): \$379.7 million**

#### **Cybersecurity Event Logging: \$19.6 million**

Cybersecurity Event Logging is a Zero Trust initiative that utilizes a data analytics framework enterprise solution to consolidate the functionality of disparate data analytic tools and meet the strategic goal of using data as an asset. The FY 2024 Request supports activities to capture, index, and correlate real-time data in a searchable repository which can generate graphs, reports, and alerts for streamlined analysis and ease of monitoring enabling easier and faster troubleshooting and resolution of issues and outages.

#### **Increased Cloud Security: \$50.6 million**

The FY 2024 Request continues the expansion of multiple cloud platforms and their integration into the Department's global network infrastructure. The request will support: a Wide Area Network (WAN) refresh; enclave and perimeter firewall upgrades and maintenance; privileged account management; and cloud access, identity management, credentialing, and emergency network services which are aligned to the Department's Zero Trust Maturity Model. This will provide enterprise-wide services for system owners across the Department, with approved security controls for each platform operating within the Department's Enterprise Multi-Cloud

## IT CENTRAL FUND

Ecosystem (EMCE). The FY 2024 Request also supports strengthening core network and cloud security capabilities, ensuring a robust security posture and reliable access for all users across the Department.

### **Security Operation Center (SOC) Maturation: \$8.2 million**

IRM's Cybersecurity Integrity Center (CIC) coordinates with the Bureau of Diplomatic Security (DS) under a Joint Security Operations Center (JSOC), ensuring the CIC has global visibility into threats and risks on all Department data, systems, and networks. The FY 2024 Request supports CIC efforts to advance the JSOC activities which fulfill the Department's goals of real-time global Cybersecurity situational awareness, expedited incident response, proactive risk management, and informed decision-making for the protection of the foreign affairs data, systems, and networks supporting the global diplomatic community.

### **Enterprise Software Licensing and Maintenance: \$243.2 million**

The FY 2024 Request supports enterprise-level software license agreements essential to critical operations across the Department. The Request addresses recurring, operational, non-discretionary, enterprise licenses for 15 software platforms and tools. Employed throughout the Department, these software tools include, but are not limited to: MyServices (Service Now); Email, Word, Excel, and PowerPoint (Microsoft O365); Human Resources (HR), Consular Affairs (CA), and CGFS systems (Oracle); and the Global Network (Cisco).

To perform the State Department's strategic mission in a secure environment, the Department has consolidated software licenses to leverage bulk discounts and economies of scale. The Request also continues to fund a Software Asset Management (SAM) tool to automate the tracking of licenses used across the Department, a critical element of the Department's strategic sourcing initiative and category management.

### **Data Center Infrastructure Services: \$15.2 million**

The FY 2024 Request reflects the Department's continued implementation of the directives included in OMB Memorandum M-16-19 *Data Center and Cloud Optimization Initiative (DCCOI)*. These efforts are critical to ensure operational efficiency, transparency, and accountability of domestic and overseas data centers, reduce the cost of hardware, software, and operations as demand for storage and computing power increases, and facilitate the consolidation of investments from across the Department to take advantage of economies of scale.

### **Enterprise Multi-Cloud Ecosystem (EMCE) Management and Support: \$40.0 million**

EMCE provides a Department-wide capability to leverage cloud-based platforms and services aligned with the Zero Trust Framework. The Cloud Infrastructure Services program makes enterprise-level cloud services available to Department bureaus, offices, and posts to support their business systems and application needs. The program provides ready access to cloud-based products and tools supporting mobile and desktop devices, storage networks, database, analytic and developer tools, as well as Internet of Things (IoT)-supported devices, globally.

The FY 2024 Request also funds applications on commercial cloud platforms to leverage Infrastructure as a Service (IaaS) solutions (e.g., infrastructure as code) as part of the effort to modernize the Department's overseas Dedicated Internet Network (DIN) applications. This investment reduces the risk to the Department's data while enhancing the user experience.

### **Artificial Intelligence (AI): \$3.0 million**

Pursuant to Section 5 of Executive Order (EO) 13960, "*Promoting the Use of Trustworthy Artificial Intelligence in the Federal Government*" and Presidential Memorandum M-22-15, the FY 2024 Request supports the Department's efforts to leverage emerging technology, data, and industry leading practices to better meet evolving



## IT CENTRAL FUND

diplomatic and business requirements.

This Request will fund a collaborative effort across the Department to implement new technologies, improve the quality of diplomatic engagement and control the costs of services. The FY 2024 Request expands Robotic Process Automation (RPA) initiatives supporting multiple initiatives in IRM, DS, CA, and multiple overseas posts in their startup and maintenance of AI initiatives. These automation programs enable the participating bureaus and offices to create more efficient digital workflows, thereby improving data quality and freeing the staff from performing low-value work and allow them to focus on more cognitive and higher value problem resolution activities.

### **Bureau of International Security and Nonproliferation (ISN): \$1.1 million**

#### **IT Infrastructure: \$1.1 million**

The FY 2024 Request contains a \$940,000 investment in modernizing ISN's development environment by building and securing a development environment in a FedRamp-approved secure cloud. This effort is required so that ISN software development efforts can align with a cloud-first policy, leverage automation with continuous integration and continuous deployment (CI/CD) pipelines for deploying new virtual assets, and meet evolving mandates to comply with a Zero Trust configuration.

The balance of the FY 2024 funding will support the replacement of end-of-life equipment on enterprise networks currently used by ISN personnel. This equipment refresh will include replacing keyboard, video, and mouse switchboxes (referred to as "KVMs"), as well as peripherals that connect to KVMs (e.g., monitors, keyboards, cables, and mice).

### **Office of Management Strategy and Solutions (M/SS): \$10.6 million**

#### **Data Analytics Capabilities/Center for Analytics: \$9.6 million**

The Center for Analytics (CfA) serves a mission critical role in the Secretary's Modernization Agenda and the Agency Priority Goal on Data-Informed Diplomacy. CfA's efforts ensure that the Department is both agile and cost-efficient in maintaining its common analytics infrastructure platform, Data.State. Data.State hosts shared internal data assets that can be made available for policy development, management operations, and global events. Through this platform, more than 250 data assets and a dozen analytics tools have been made available to Department personnel. The platform has increased the Department's ability to coordinate data and analyses internally, as well as with some interagency partners, the White House, international counterparts, and the public.

Examples include: the Afghanistan Retrograde operational reports generated for the White House, a global activities decision support tool; the Department's COVID mitigation decision tool; the DEIA Demographic Baseline Report; and the Secretary's travel planner.

In FY 2024, CfA will expand Data.State into a multi-tenant, multi-vendor technology platform that provides access to approved analytics offerings. To improve and expand the ability to share data outside of the Department, CfA will stand up Data.State services in the Department's State Enterprise Azure Commercial Cloud environment, while both enhancing services in the Department's OpenNet Microsoft Azure Government Cloud (MAG) environment and better integrating with full-service Software-as-a-Service (SaaS) platforms. As the Department expands analytics offerings on its classified network, the Department will begin a migration from the on-premises classified infrastructure to the Department's Azure Secret Cloud environment. This migration will

## IT CENTRAL FUND

support global data analytics needs, cooperative analysis, and secure data sharing within the Department and beyond.

### **Greening Diplomacy Initiatives (GDI): \$950,000**

The FY 2024 Request funds upgrades to the Internet of Things (GDI-IoT) network aimed at making the program more secure and efficient. The upgrades include the adoption of Zero Trust Architecture, as well as integration with a cloud-based network tool that will enable more reliable updates and more efficient bandwidth usage. The tool's automated capabilities promise lower operation and maintenance costs through a reduced need for technical labor for ongoing monitoring.

### **Bureau of Medical Services (MED): \$15.1 million**

#### **Electronic Health Records (iHERS): \$15.1 million**

MED manages a worldwide health care network providing medical services for employees and their families serving abroad with the Department of State (DOS) and other foreign affairs agencies. MED is comprised of a central office located in Washington, D.C., and Health Units at over 200 diplomatic missions in approximately 170 countries. In support of the Medical Program, MED is required to maintain copies of medical records of patients for whom MED has provided medical care. Such records are to be maintained for the duration of the respective employee's employment and for a period specified by federal records disposition schedules. These records contain both Personally Identifiable Information (PII) and Protected Health Information (PHI); as such, they must be afforded specific, commensurate level protections through a platform that integrates all aspects of information handling and secure sharing.

The FY 2024 Request funds the Electronic Health Record (iHERS) System, including its deployment in a secure-cloud environment, helpdesk support, training, and cybersecurity activities required for FISMA compliance. iHERS is a complex industry-standard system, similar to those deployed by private industry and DoD/Veterans' Affairs (VA). Deployment will include training for MED's more than one thousand staff and clinical providers worldwide to use the iHERS system, providing services to approximately 150,000 beneficiaries that include Department employees, eligible family members, and other government agency employees serving under Chief of Mission authority. The iHERS system will enable the Department to provide proper disease management and the routine preventative care critical to mitigating MED's patients' long-term health risks, regardless of location.

### **Bureau of Political-Military Affairs (PM): \$761,000**

#### **IT Infrastructure: \$372,000**

PM is the primary link between the State Department and DoD, representing U.S. foreign policy considerations in DoD's planning processes and working closely with political-military experts around the globe to ensure full coordination in the planning and execution of security cooperation to advance foreign policy objectives.

The FY 2024 Request supports activities to replace end-of-life (EOL) communications, IT hardware, and peripheral equipment. The EOL replacement includes keyboard, video, and mouse (KVM) switches, monitors, and other peripheral devices.

## **IT CENTRAL FUND**

### **Zero Trust Network Scanning Vulnerabilities: \$389,000**

The Request funds the implementation of routine scanning of its systems for vulnerabilities, the results of which will be reported to the Chief Information Security Officer (CISO) on a quarterly basis and published on the Department's FISMA Scorecard Dashboard. FY 2024 resources will be dedicated to improving the security posture of all PM systems spanning the pillars of the Zero Trust Maturity Model, leveraging centralized cybersecurity investments, and complying with E.O. 14028.

## Proposed Appropriations Language

### CONSULAR AND BORDER SECURITY PROGRAMS

*Of the amounts deposited in the Consular and Border Security Programs account in this or any prior fiscal year pursuant to section 7069(e) of division K of the Consolidated Appropriations Act, 2022 (Public Law 117–103), \$250,000,000 shall be available until expended for the purposes of such account: Provided, That the Secretary of State may by regulation authorize State officials or the United States Postal Service to collect and retain the execution fee for each application for a passport accepted by such officials or by that Service.*

#### *(CANCELLATION)*

*Of the unobligated balances available in the Consular and Border Security Programs account, \$250,000,000 are hereby permanently cancelled: Provided, That no amounts may be cancelled from amounts that were designated by the Congress as an emergency requirement pursuant to a concurrent resolution on the budget or the Balanced Budget and Emergency Deficit Control Act of 1985.*

# CONSULAR AND BORDER SECURITY PROGRAM

## Resource Summary

(\$ in thousands)

(\$ in thousands)	FY 2022 Actual	FY 2023 Adjusted Enacted	FY 2024 Request	Change from FY 2023 Adjusted Enacted
<b>CBSP Resources</b>	<b>5,499,033</b>	<b>6,718,762</b>	<b>6,856,496</b>	<b>137,734</b>
Collections not PAEF (current year)	3,961,057	4,513,427	4,422,529	(90,898)
Passport Application and Execution Fee Receipt	427,314	453,000	434,000	(19,000)
Cancellation of CBSP balances	-	-	(250,000)	(250,000)
ARPA	66,813	-	-	-
Ukraine Supplemental (DP) <sup>1</sup>	5,100	-	-	-
OHDACA Transfer (DP) <sup>2</sup>	-	5,500	-	(5,500)
Recoveries & Transfers	202,779	-	-	-
Carryforward In <sup>3</sup>	835,970	1,746,835	2,249,967	503,132
<b>CBSP + Supplemental Spending</b>	<b>3,751,373</b>	<b>4,468,795</b>	<b>4,496,990</b>	<b>28,195</b>
CBSP	3,255,871	4,460,395	4,246,990	(213,405)
PAEF Spending Authority <sup>4</sup>	427,314	-	250,000	250,000
ARPA <sup>5</sup>	65,988	-	-	-
Ukraine Supplemental (DP) <sup>1</sup>	2,200	2,900	-	(2,900)
OHDACA transfer (DP) <sup>2</sup>	-	5,500	-	(5,500)
<b>CBSP Carryforward Out</b>	<b>1,746,835</b>	<b>2,249,967</b>	<b>2,359,506</b>	<b>109,359</b>
CBSP Carryforward	1,743,907	1,796,967	1,722,506	(74,461)
Appropriations Carryforward <sup>6</sup>	28	-	-	-
Ukraine Supplemental Carryforward	2,900	-	-	-
PAEF unavailable balance <sup>7</sup>	-	453,000	637,000	184,000

<sup>1</sup>Includes Diplomatic Programs (DP) funding for Ukraine.

<sup>2</sup>Includes \$5.5 million from Diplomatic Programs (DP) that was transferred from Department of Defense Overseas Humanitarian Disaster, and Civic Aid (OHDACA) for Enduring Welcome (EW). Another planned transfer of \$7.5 million is anticipated for FY 2023.

<sup>3</sup>Includes carryforward of \$1.9 million from the Coronavirus Preparedness and Response Supplemental Appropriations Act, 2020 (P.L. 116-123); Coronavirus Aid, Relief, and Economic Security Act (P.L. 116-136); and Consolidated Appropriations Act, 2021 (P.L. 116-260).

<sup>4</sup>Per General Provision 7069 in FY 2022 and the CBSP account language proposed for FY 2024.

<sup>5</sup>Leaves a remaining balance of \$825,000 from the two-year American Rescue Plan Act (ARPA) funding.

<sup>6</sup>Residual balance of \$28,000 in no-year CARES Act carryforward funding that will be spent in FY 2023.

<sup>7</sup>This amount reflects PAEF balance retained but unavailable for obligation, including \$453 million in FY 2023 and \$184 million in FY 2024.

## CONSULAR AND BORDER SECURITY PROGRAM

### *Spending Summary*<sup>1</sup>

(\$ in thousands)

Spending by Consular Fee	FY 2022 Actuals	FY 2023 Adjusted Enacted	FY 2024 Request	Change from FY 2023 Adjusted Enacted
Machine Readable Visa Fees	1,457,074	1,634,732	1,863,569	228,837
Passport Security Surcharge	1,029,234	1,700,239	1,344,575	(355,664)
Western Hemisphere Travel Surcharge	398,159	473,920	343,455	(130,465)
Expedited Passport Fee	396,123	285,120	538,120	253,000
Affidavit of Support Fee	37,904	38,163	34,163	(4,000)
Diversity Visa Lottery Fee (Border Security)	9,887	18,498	19,498	1,000
Immigrant Visa Security Surcharge	49,641	58,200	58,465	265
H/L Fraud Prevention & Detection Fees	53,647	68,815	42,305	(26,510)
J-Waiver Fee <sup>2</sup>	2,187	2,840	2,840	-
Passport Application and Execution Fees <sup>3</sup>	247,473	179,840	250,000	70,160
Appropriated Funds <sup>4</sup>	1,856	28	-	(28)
<b>Subtotal Consular Border Security Programs</b>	<b>3,683,185</b>	<b>4,460,395</b>	<b>4,496,990</b>	<b>36,595</b>
American Rescue Plan Act Funds <sup>5</sup>	65,988	-	-	-
Ukraine Supplemental Funding <sup>6</sup>	2,200	2,900	-	(2,900)
OHDACA Transfer (DP) <sup>7</sup>	-	5,500	-	(5,500)
<b>TOTAL CBSP + Supplemental Funds</b>	<b>3,751,373</b>	<b>4,468,795</b>	<b>4,496,990</b>	<b>28,195</b>

<sup>1</sup> Additional revenue details and projections can be found in the Department of State Fee Collections chapter.

<sup>2</sup> The Department is authorized by 22 U.S.C. § 1475e, in conjunction with 31 U.S.C. § 9701, to collect and retain fees for “Exchange Visitor Program Services,” including the fee for the waiver of the two-year home-country physical presence requirement before requesting to adjust status, known as the J-Waiver fee. The J-Waiver fee is deposited into the Diplomatic Programs account.

<sup>3</sup> PAEF spending authority per section 7069(e) of division K of the Consolidated Appropriations Act, 2022 (P.L. 117–103) and the CBSP account language proposed for FY 2024.

<sup>4</sup> Includes carryforward of \$1.884 million made available from the: Coronavirus Preparedness and Response Supplemental Appropriations Act, 2020 (P.L. 116-123); Coronavirus Aid, Relief, and Economic Security Act (P.L. 116-136); and Consolidated Appropriations Act, 2021 (P.L. 116-260).

<sup>5</sup> Funds used to support consular operations from the American Rescue Plan Act of 2021 (P.L. 117-2) for a total of \$150 million.

<sup>6</sup> Includes Diplomatic Programs (DP) funding for Ukraine.

<sup>7</sup> Includes \$5.5 million in CA funding from Diplomatic Programs that was transferred from Department of Defense Overseas Humanitarian Disaster, and Civic Aid (OHDACA) to continue the Department’s Afghanistan-related Enduring Welcome (EW) support. Another planned transfer of \$7.5 million is anticipated for FY 2023.

<sup>8</sup> \$250 million in FY 2024 cancellations are further represented in this chapter’s Justification text and in the Department Fee Collections Chapter.

---

## WHO WE ARE & WHY IT MATTERS

---

The highest priority of the Bureau of Consular Affairs (CA) is to protect the lives and serve the interests of U.S. citizens abroad. CA is the U.S. government’s foremost provider of services for U.S. citizens overseas. Across the globe, the Bureau serves U.S. citizens during some of their most important moments, such as births, adoptions, medical emergencies, deaths, arrests, and disasters. CA also helps U.S. citizens explore the world by issuing millions of U.S. passports each year.

## CONSULAR AND BORDER SECURITY PROGRAM

To keep the country safe and help foreign nationals connect with the United States, CA provides training, oversight, and guidance to consular officers adjudicating visas overseas and works with interagency partners to screen visa applicants before consular officers issue visas to qualified visitors, workers, and immigrants. Led by the Assistant Secretary for Consular Affairs, CA is the public face of the U.S. government overseas, representing American values to millions of people around the world. In fact, because CA provides U.S. citizen and visa services abroad, more people interact with consular officers overseas than with any other U.S. government official.

National security underpins all aspects of consular work. Each visa and passport adjudication is a national security decision. To protect U.S. borders from evolving threats both domestically and abroad, CA proactively coordinates with foreign governments, as well as interagency partners, such as the Department of Homeland Security (DHS), Department of Justice (DOJ), Department of the Treasury, and others within the intelligence and law enforcement communities. Consular integrity programs and a robust fraud prevention effort enable Department employees to make appropriate decisions that strengthen U.S. border security.

The Consular and Border Security Programs (CBSP) enable CA to fulfill its mission. As CA is a primarily fee-funded organization, the CBSP account supports the consular activities of more than 13,000 professionals in more than 300 locations worldwide, including 29 domestic passport facilities and 13 partner bureaus across the Department. A network of 7,900 local passport application acceptance facilities around the country support passport operations, enabling 45 percent of U.S. citizens to hold a U.S. passport. Consular officers overseas issue visas and provide routine and emergency services alike to the millions of U.S. citizens who travel internationally and reside abroad, including but not limited to voting assistance for U.S. elections, registering the birth or death of U.S. citizens, facilitating business transactions back in the U.S. with notarial services, ensuring humane treatment for U.S. citizens if they are arrested or incarcerated, repatriating the remains of deceased U.S. citizens, and helping citizens return to the United States. Much of the urgent and emergency assistance provided to U.S. Citizens overseas are no-fee services. CBSP-funded programs benefit the U.S. economy through tourist spending, foreign investments, and U.S. employment of highly skilled workers.

The fees and surcharges collected and retained for consular services include: Machine Readable Visa (MRV) fees; Western Hemisphere Travel Initiative (WHTI) surcharges; the Passport Security Surcharge (PSS); the Immigrant Visa Security Surcharge (IVSS); Diversity Visa (DV) Lottery fees; Fraud Prevention and Detection (H&L) fees; Affidavit of Support (AoS) Review fees; Expedited Passport Fees (EPF); and the Waiver of Two-Year Residency Requirement (J-Waiver) fees. Each consular fee or surcharge is used to fund CA's programs and activities, consistent with the applicable statutory authorities. In addition, Passport Application and Execution Fees (PAEF) are collected and retained in the CBSP account; however, these fees are not available for expenditure absent annual budget authority.

Advances in technology and data analytics present opportunities to fortify visa and passport processes. By FY 2024, CA will have fully deployed Next Generation Passports, increasing the security of travel documents. These more secure books and printers are at the intersection of the Bureau's work, among other efforts, to advance the Presidential Management Agenda (PMA) goals of achieving modernized IT infrastructure and improved customer service experience, while still maintaining high standards in security, information sharing, and efficiency. These efficiencies will build upon the progress CA has already made in the area of improved customer service, such as the ongoing implementation of Online Passport Renewal, which began in CY 2022, and the broadening of online payments through Pay.gov.

The COVID-19 pandemic highlighted the central role of consular work during crises. In 2020, CA staff served as both stewards of national security and emergency workers, facilitating the return of more than 100,000 U.S. citizens in the largest repatriation effort in modern American history. At the height of the pandemic, the State Department continued to provide essential visa services to the medical and agricultural workers who responded to

## CONSULAR AND BORDER SECURITY PROGRAM

address needs in the United States, despite the dangers posed by virus. CA also contributed to the process of economic recovery by both providing passports to U.S. citizens who continued to travel abroad under emergency circumstances and promptly addressing visa backlogs when travel limitations were lifted.

Since FY 2021, CA mobilized a global effort to evacuate U.S. citizens from Afghanistan and facilitate and adjudicate visa applications for Afghans seeking to immigrate to the United States. The Bureau's actions continued to support thousands of U.S. citizens and their families in extraordinarily difficult circumstances, including activities in and around Ukraine, Russia, Haiti, Mali, Burkina Faso, Cuba, China, and elsewhere.

In FY 2024, international travel will likely recover to pre-pandemic levels. However, CA's projected visa demand assumes changes in international business and travel normalized by the pandemic will continue to impact service requirements. Nonetheless, issuance of visas will bring foreign revenue to U.S. business, tourism, and educational sectors, aiding in the recovery of these sectors from the effects of the pandemic. With adequate resources, funding flexibilities, and improved efficiencies, the Bureau will continue to assist with the recovery of these critical economic sectors through CA's timely visa adjudications, supporting the 9.5 million jobs in the United States. The Department of Commerce reports that these jobs rely directly or indirectly on travel and tourism.

---

---

### BUREAU STRATEGIC GOALS

---

---

1. Provide consular services to U.S. citizens overseas effectively and efficiently.
2. Enhance the customer experience while improving the security and efficiency of passport services.
3. Facilitate legitimate travel while promoting secure U.S. borders.
4. Improve organizational and resource capacity in support of consular services.

To view more of the bureau strategy, please visit <https://www.state.gov/functional-bureau-strategies/>.

---

---

### JUSTIFICATION OF REQUEST

---

---

The FY 2024 Request of \$4,497.0 million reflects a \$36.6 million (0.8 percent) increase above FY 2023 Adjusted Enacted level. This spending increase is based on the need to: increase operational capacity to reduce wait times; address pent-up demand for visa, passport, and U.S. citizen services; continue modernization efforts delayed during the pandemic; and implement efficiencies in a hybrid workplace.

CA aims to maximize its data capabilities and flexibility to provide greater support for U.S. citizens at home and abroad. The FY 2024 Request maintains the Bureau's IT modernization effort to make consular operations more secure, effective, and efficient. The Budget also invests in enhanced border security through purchasing enough Next Generation Passport books necessary to ensure the timely production of passports.

By FY 2024, CA will have provided laptops in addition to desktop capabilities to all eligible domestic employees, normalizing its approach to the hybrid office environment. The Bureau will continue to implement remote work, where possible, and begin assessing its domestic office footprint and associated requirements. Given the complexity of its work and the distributed nature of CA's domestic office space, facility costs are not expected to change significantly in FY 2024.

The Department requests that Congress permanently enact the expanded consular fees expenditure authorities first provided during the pandemic in order to address the misalignment between the costs of providing consular

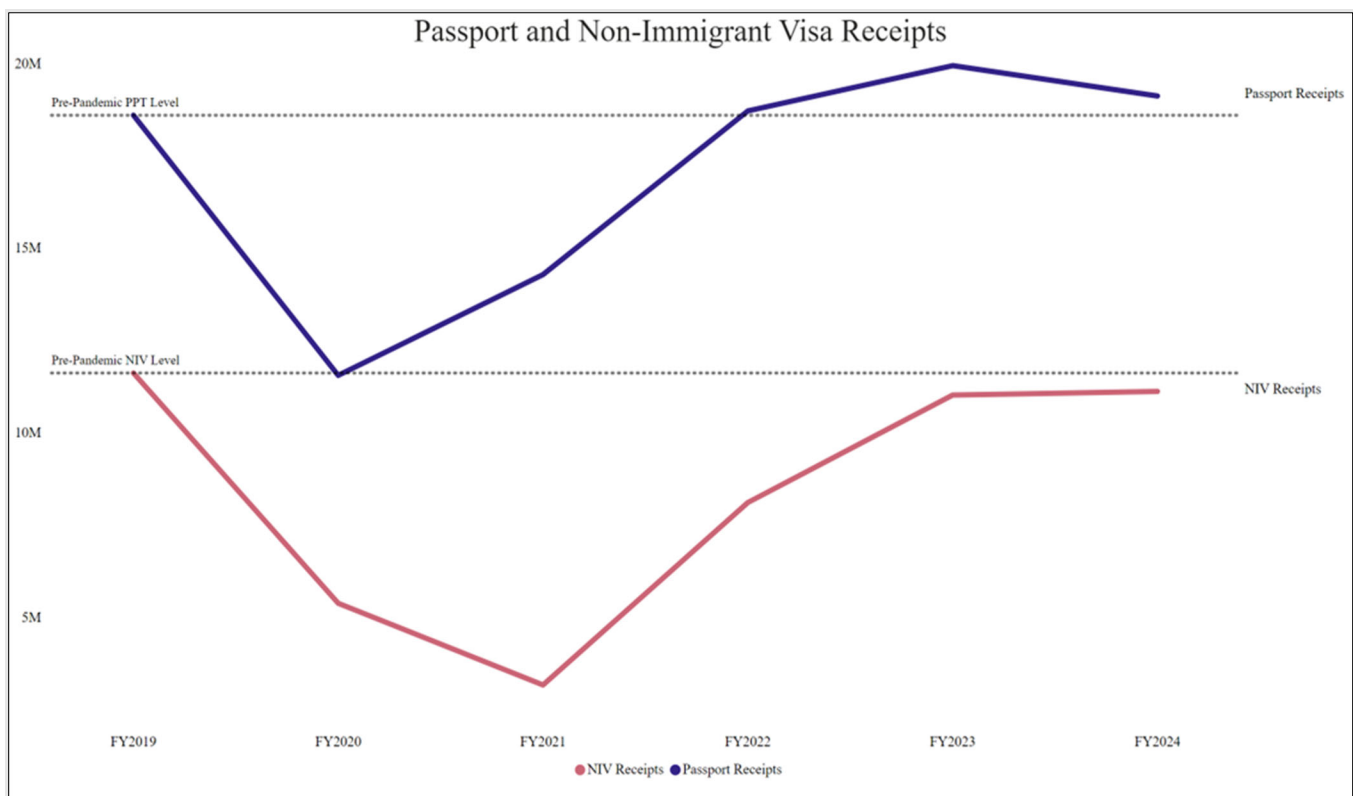


## CONSULAR AND BORDER SECURITY PROGRAM

services and the existing fee authorities. The expanded authorities for PSS, IVSS, WHTI, and H&L provide the flexibility and resilience to confront unforeseen downturns in the fee collections that are critical to CA's ability to be self-sustaining in the long term.

Consular revenue will continue to rely more on the demand for passport services compared to that for visa services. CA projects 11.1 million non-immigrant visas (NIV) receipts in FY 2024, a slight increase from FY 2023; however, this is still slightly lower than the pre-pandemic levels, as shown in the graphic below. NIV demand is historically driven by Mexico, China, India, and Brazil. The accuracy of the estimate will depend on global recovery from the effects of the pandemic, as well as: significant political, social, and economic events; local policy decisions; and any adjustments in U.S. programs such as the Visa Waiver Program or fee reciprocity.

In FY 2022, CA issued more passport books and cards than any other year in history. The FY 2024 passport demand estimate of 19.1 million applications is a decrease of 4 percent from FY 2023 projections but remains slightly higher than pre-pandemic norms.



The FY 2022 Consolidated Appropriations Act gave the Department the authority to retain Passport Application and Execution Fees (PAEF) in the CBSP. These fees previously were remitted to the general fund of the Treasury. Passport application fees are the only retained consular collections that include the provision of U.S. citizen services within the fee. However, these fees are not available for expenditure absent specific budget authority. For FY 2024, the Department anticipates collecting \$434 million in PAEF receipts, to be credited as offsetting receipts, and CA requests authority to spend \$250 million of PAEF revenue to reinforce the principle that these fees should be available to cover U.S. citizen services and passport services. To offset this increased spending authority relative to FY 2023, the Budget proposes a cancellation of \$250 million in other CBSP prior-year balances. By the end of FY 2024, the PAEF balance retained but unavailable for obligation is projected to be \$637 million, which includes \$453 million from FY 2023 and \$184 million in FY 2024.

## CONSULAR AND BORDER SECURITY PROGRAM

As a result of Congressional support from FY 2020 through FY 2022, coupled with the implementation of revised MRV fees in FY 2023, the CBSP has sufficient fee revenue to cover its expenses in FY 2024.

### **Bureau of Consular Affairs: \$3,085,447,000**

The FY 2024 Request of \$3,085.4 million contains a decrease of \$59.5 million (1.9 percent) from the FY 2023 Adjusted Enacted level. The Budget reflects requirements needed to meet higher workload, estimate inefficiencies, and reinvest activities paused during the pandemic.

### **Consular Systems and Technology: \$641,698,000**

The Office of Consular Systems and Technology (CA/CST) develops, deploys, and supports mission-critical IT systems and infrastructure for consular operations at domestic offices and overseas posts. CA/CST also: develops and implements standards for the information systems that form the backbone of CA's operations domestically and abroad; maintains the Consular Consolidated Database (CCD) for real-time access to visa and passport records worldwide; and monitors data quality to ensure system architecture meets current and projected requirements, applying leading-edge technology solutions for systems' performance to achieve a strong cybersecurity posture for consular applications and supporting systems.

The FY 2024 Request of \$641.7 million reflects an increase of \$1.8 million (0.3 percent) above the FY 2023 Adjusted Enacted level. CST plans to return to modernization as the top information technology (IT) priority by FY 2024, utilizing resources across its divisions to roll out updated systems for the American Citizen Services and NIV applications, as well as resuming round-the-clock IT support for the field through the CA service desk. CST will continue development of foil-less visas and the Digital Visa Authorization (DVA) mobile device portal, fulfilling the PMA modernization goal. These actions will make data sharing with partner agencies more efficient and improve the visa applicant experience through faster service, while simultaneously strengthening national security by eliminating fraud related to physical visa foils. In addition, while serving its role as a High Impact Service Provider (HISP), the Passport Directorate will continue to support and expand Online Passport Renewal (OPR) to further streamline passport renewals.

### **Domestic Executive Support: \$60,051,000**

Domestic Executive Support (DES) encompasses CA's Front Office, 1CA, the Office of the Executive Director (CA/EX), Office of Public and Congressional Affairs (CA/P), and the Comptroller (CA/C). These offices: oversee the overall performance of the bureau in their role as the primary implementers and managers of the CBSP account; manage CA's domestic human capital, physical resources, and logistics; and support the overseas consular sections' resource planning and financial management.

The leadership and management improvement programs under 1CA promote business efficiency, advance best practices, and supply training support. CA/P oversees public and Congressional affairs for the Bureau, managing CA's social media platforms and all press and Congressional engagement. CA/P trains and educates domestic U.S. law enforcement entities about their Consular Notification and Access responsibilities under the Vienna Convention, ensuring compliance with this important reciprocal international obligation. Together, the DES offices provide the Department with a unified platform to manage the collection of consular fees and determine the appropriate distribution of these funds throughout the Department.

The FY 2024 Request of \$60.1 million reflects an increase of \$5.6 million (10.3 percent) above FY 2023 Adjusted Enacted level. The Budget funds core activities, programs, and initiatives intended to support a hybrid workforce with necessary hardware, increase operational efficiency, provide necessary staffing, improve customer service, and promote the implementation of best practices. The FY 2024 Request reflects a shift of \$8.2 million for the

## CONSULAR AND BORDER SECURITY PROGRAM

Overseas Temporary Duty Assignment (TDY) program from the Overseas Support budget to DES to improve oversight and management, as well as a shift of \$13.6 million from the Bureau of Administration (A) to DES to support the new facility construction and maintenance Working Capital Fund. Reflecting a post-pandemic operational stance, the Budget contains \$1.4 million in labor and travel cost increases. In addition, the Request incorporates \$7 million to fund domestic recurring laptop IT support and maintenance charges. There is also a decrease from FY23 due to a one-time non-recurring cost for a legal settlement in FY 2023.

### **Fraud Prevention Programs: \$3,056,000**

The Office of Fraud Prevention Programs (CA/FPP) contributes to national security by strengthening and ensuring the integrity of consular processes. CA/FPP builds skills, develops techniques, and increases data sharing to enable consular personnel to detect fraud domestically and overseas. To achieve this, CA/FPP develops and coordinates policies, programs, and training courses which focus on the identification, prevention, and disruption of passport, visa, and other types of consular fraud.

CA/FPP analyzes fraud trends and disseminates anti-fraud information to the Department and partner agencies. The Office also uses this information to contribute to the design and development of secure travel and identity documents for U.S. issuers, at both the federal and state levels, and international partners. CA/FPP liaises with a variety of organizations, including: those within the Department, such as the bureaus of Diplomatic Security (DS) and International Narcotics and Law Enforcement (INL); other federal agencies, especially the Department of Homeland Security (DHS); and external groups working to combat immigration fraud and alien smuggling. The State Department's Consular Integrity Division prevents, detects, and deters internal fraud and employee malfeasance, including by assisting the Bureau of Diplomatic Security (DS) with related law enforcement investigations.

The FY 2024 Request of \$3.1 million represents a \$340,000 (12.5 percent) increase above FY 2023 Adjusted Enacted level. The Request will enable FPP to develop advanced data analytics to detect and counter evolving fraud threats to consular services, guide and advise fraud prevention units worldwide through a combination of virtual and on-site fraud program reviews, and provide timely and topical training to consular professionals through a combination of virtual and in-person courses and workshops.

### **Visa Services: \$284,923,000**

The Visa Services Directorate (VO) administers the visa portion of the U.S. immigration system. VO supports overseas posts in visa adjudication, ensuring officers make adjudication decisions in accordance with the laws and regulations that protect U.S. borders and facilitate legitimate travel. Visa adjudications are national security decisions and VO works with other agencies to screen all applicants efficiently and accurately for security threats and other potential ineligibilities. VO also manages all domestic case preparation for interviews overseas, including significant pre-screening and anti-fraud screening. This pre-processing adds valuable layers of security, improves consistency, and results in cost savings for overseas operations.

In FY 2022, CA began production of the new Bridge visa foil with enhanced security features to replace the more than 20-year-old Lincoln foil. With the implementation of the foil-less visa system being a multi-year process, the new visa foil is meant to be the "bridge" into the future foil-less structure.

The FY 2024 Request of \$284.9 million is unchanged from the FY 2023 Adjusted Enacted level. The Request will allow VO to address the rise in global visa demand by funding associated FBI fingerprint verification, contract support, and supply costs. Utilizing FY 2024 funds, VO will undertake the system and facilities modernization efforts required to provide an increased level of service worldwide.

## **CONSULAR AND BORDER SECURITY PROGRAM**

### **Passport Services: \$1,092,336,000**

The Passport Services Directorate (PPT) helps facilitate legitimate travel, trade, and tourism by adjudicating U.S. citizenship and nationality, determining entitlement, and issuing U.S. passport documents to eligible citizens and nationals. By providing secure travel documents to those who are eligible to receive them while denying them to those who are not, the State Department's efforts strengthen U.S. borders and national security. PPT personnel contribute directly to these efforts by effectively adjudicating passport applications through an extensive vetting process.

In addition to passport books, the Directorate issues passport cards, which are wallet-sized documents used to enter the United States from Canada, Mexico, the Caribbean, and Bermuda at land border crossings and seaports-of-entry. PPT also supports the production of Border Crossing Cards, which are issued to Mexican citizens for the purposes of entering the United States, as well as Consular Reports of Birth Abroad, which are issued to children born overseas to U.S. citizen parents.

The Office of Management and Budget (OMB) identified PPT as a HISP due to its large customer base and the impact the passport application and issuance process has on U.S. citizens and nationals. Recognizing the importance of this designation, PPT continually strives to maximize the efficiency, impact, and accessibility of its operations in 29 domestic passport agencies and centers in the United States, as well as in PPT's support for the passport services provided by consular personnel at U.S. embassies and consulates abroad.

The FY 2024 Request of \$1,092.3 million is unchanged from the FY 2023 Adjusted Enacted level. With travel returning to pre-pandemic levels, the Request directly supports PPT's efforts to meet rapidly rising demand for travel documents. The Budget reflects higher per-book production costs of the Next Generation Passport and supports the creation of a blank book reserve in case demand fluctuations or non-demand related crises unexpectedly deplete books currently stored at key locations.

Costs also include PPT-directed, passport-specific IT modernization initiatives, such as expanding Online Passport Renewal and developing digital travel credentials. These initiatives are complemented by facility projects. Taken together, these actions will enable PPT to accommodate new technology, maintain Department infrastructure, and ensure efficient operations for at least the next decade. In building the FY2024 Request, PPT funding levels are designed to reflect that construction costs for refreshes, renovations, and agency moves have increased over the last two years and are not anticipated to decrease.

### **Overseas Citizens Services: \$14,251,000**

The U.S. Department of State and its embassies and consulates abroad have no greater responsibility than the protection of U.S. citizens overseas. Article 5 of the Vienna Convention on Consular Relations (VCCR) provides that consular functions include: "(a) protecting in the receiving State the interests of the sending State and of its nationals, both individuals and bodies corporate, within the limits permitted by international law...." The Directorate of Overseas Citizens Services (OCS) helps fulfill the Secretary of State's responsibility to provide consular protection and services to United States citizens abroad by furnishing appropriate Department personnel and leadership on policy guidance.

The FY 2024 Request of \$14.3 million remains unchanged from the FY 2023 Adjusted Enacted level. The Budget supports both the development of a new full-service call center to assist overseas U.S. citizens during a crisis and a return to pre-pandemic levels for OCS staff travel.

## CONSULAR AND BORDER SECURITY PROGRAM

### **Consular Affairs Overseas Support: \$984,198,000**

The Department's diplomatic posts support U.S. national security by: providing consular services to U.S. citizens, including U.S. passports; administering services in response to U.S. citizen arrests, deaths, and other emergencies; and executing visa services for foreign nationals visiting or immigrating to the United States.

The FY 2024 Request of \$984.2 million is a decrease of \$67.2 million from the FY 2023 Adjusted Enacted level. Overseas Support includes all CBSP-funded expenses for consular operations at 240 posts and 40 consular agencies, including:

- \$272.1 million for post-funded benefits for nearly 2,000 Foreign Service Officers and Limited Non-Career Appointment (LNA) U.S. direct hires and full salaries for nearly 4,000 Locally Employed (LE) Staff. Part of this funding will be used to fill needed consular LE Staff and eligible family member positions as demand continues to recover;
- \$350 million for International Cooperative Administrative Support Services (ICASS);
- \$22.8 million for other post operating expenses not otherwise covered by ICASS, such as supplies, travel, and equipment; and
- \$339.3 million for the Global Support Strategy (GSS), a contract that supports visa services at 175 consular operations abroad. GSS is in its final year of transition from the first ten-year global contract to a new award; the new award includes support for U.S. citizen services, an incentive structure for contractors, and additional contract requirements reflecting modernized, robust fee reporting and more agile IT elements (e.g., supporting growing interview-waiver caseloads).

### **FSN Separation Liability Trust Fund: \$4,934,000**

The Foreign Service National (FSN) Separation Liability Trust Fund covers the accrued separation pay of foreign national employees who voluntarily resign, retire, die in service, or lose their jobs due to reduction-in-force. The FY 2024 Request for \$4.9 million is unchanged from the FY 2023 Adjusted Enacted level.

### **CBSP Support/Department of State Partner Bureaus: \$539,060,000**

The FY 2024 Request of \$539.1 million reflects a decrease of \$2.1 million (0.4 percent) from the FY 2023 Adjusted Enacted level. The decrease is the result of shifting certain obligations from partner bureau programs to CA. Despite this reduction, the Budget fully supports the requirement to meet higher workload estimates and addresses the associated partner bureau costs.

### **Bureau of Administration: \$48,495,000**

The Bureau of Administration (A) provides CA's domestic staff with approximately 1.4 million square feet of safe, functional, and efficient office space in 30 locations across the United States. A Bureau supports CA's allocation for real estate rent payments, capital improvements, facility maintenance and upkeep (including energy savings initiatives), and modernization and renovation management to improve space and energy use.

The FY 2024 Request of \$48.5 million represents a decrease of \$13.4 million (21.6 percent) from the FY 2023 Adjusted Enacted level. This value reflects a shift of \$13.6 million from A Bureau to Domestic Executive Support (DES) to support the new facility construction and maintenance working capital fund. CA does not anticipate changes to its domestic office footprint to take effect by FY 2024, and the Request allows CA to pay for rent and security, as well as facility operations and maintenance. CA will continue working with A Bureau to implement the two new working capital funds to support these facilities.

## CONSULAR AND BORDER SECURITY PROGRAM

### **Bureau of Diplomatic Security: \$48,454,000**

The Bureau of Diplomatic Security (DS) coordinates and facilitates investigations involving U.S. and foreign travel documents. Investigations address the fraudulent issuance, acquisition, procurement, counterfeiting, forgery, and use of U.S. passports and visas. In coordination with CA, DS investigates fraudulent document vendors, bribery, public corruption, alien smuggling, human trafficking, and any other crimes involving U.S. and foreign travel documents. DS also investigates allegations of corruption by U.S. citizen employees and LE Staff. The Office of Domestic Facilities Protection also provides close to 200 Uniformed Protection Officers responsible for physical and personnel security at passport agencies and visa centers across the country.

The FY 2024 Request of \$48.5 million is unchanged from the FY 2023 Adjusted Enacted level, reflecting the completed realignment of support costs for overseas investigators from the CBSP account to the Worldwide Security Programs account. Beyond the realignment, the Budget includes a \$515,000 increase in program and investigative support. This funding will maintain the necessary software licenses and equipment essential to the investigators' operations.

### **Bureau of Overseas Building Operations: \$287,251,000**

The FY 2024 Request of \$287.3 million represents a \$5.9 million (2.1 percent) increase above the FY 2023 Adjusted Enacted level. This increase will enable CA to renovate, resize, and update overseas consular facilities that are no longer adequate due to increased workload and/or facility degradation. Efforts will include major renovation projects at Embassies Bogota, Kingston, San Salvador, and Managua. This work will: extend the useful life of CA's overseas infrastructure; improve the consular applicant experience; and provide the Department's consular officers with updated facilities.

As the majority of visits to U.S. embassies and consulates are to consular sections, consular facilities shape the perception of the United States for millions of U.S. citizens and foreign nationals overseas. The Bureau of Overseas Buildings Operations (OBO), under the Foreign Service Act of 1926 (22 U.S.C. 292-303), is appropriated funds for security, construction, and maintenance of the Department's overseas buildings. The FY 2024 Request will support these consular facilities, including:

- \$8.9 million for office space (functional leases);
- \$71.3 million for housing (residential leases) for consular personnel;
- \$199.4 million for CA's share of new embassy and consulate capital construction projects through the Capital Security Cost-Sharing Program (CSCS); and
- \$7.7 million for targeted facility infrastructure maintenance and improvement projects through the Consular Minor Construction & Improvements Program (CMCI).

### **Bureau of Information Resource Management: \$63,574,000**

The Bureau of Information Resource Management (IRM) provides CA with a modern and secure IT infrastructure based on a multi-platform hybrid cloud computing ecosystem. This computing environment provides strong cybersecurity safeguards that are essential in the support of critical visa and passport operations. IRM is committed to delivering reliable modern IT platforms that enable bureau customers to securely access and utilize the data required to execute their diplomatic mission.

The FY 2024 Request of \$63.6 million is unchanged from the FY 2023 Adjusted Enacted level. The Budget will support operational requirements for CA's hybrid work environment, including annual maintenance costs for

## CONSULAR AND BORDER SECURITY PROGRAM

laptops and the normalization of remote access requirements. In addition to this allocation, CA reimburses IRM Working Capital Fund accounts directly for consular-specific utilization of Department resources.

### **Criminal Investigations: \$120,000**

The FY 2024 Request of \$120,000 is unchanged from the FY 2023 Adjusted Enacted level. The Budget funds certain law enforcement activities related to visa and passport fraud and provides for the activities in the Office of Emergencies in the Diplomatic and Consular Service (M/EDCS).

### **Foreign Service Institute: \$28,121,000**

The Foreign Service Institute (FSI) provides the Department and its our missions abroad with world-class training and education. Utilizing a comprehensive approach to learning, FSI cultivates the knowledge, attitudes, and skills of U.S. government foreign affairs professionals across their entire careers, including: the Orientation Seminar in the first days of employment; the development of substantive, regional, linguistic, leadership, and managerial expertise at the mid-level; and the Ambassadorial Seminar and other training for our most senior officials.

The FY 2024 Request of \$28.1 million is a \$2.2 million (8.5 percent) increase from the FY 2023 Adjusted Enacted level. The Budget reflects training costs based on anticipated enrollment levels related to increased hiring.

### **Post Assignment Travel: \$36,168,000**

Post Assignment Travel (PAT) covers the costs of travel and other permanent change of station costs for consular personnel, including the shipment of personal property and baggage. PAT is crucial for staffing worldwide missions with the trained Foreign Service (FS) staff needed to meet the demand for visas overseas.

The FY 2024 Request of \$36.2 million is a \$1.4 million (4 percent) increase above the FY 2023 Adjusted Enacted level. The larger Budget will support increased overseas postings in FY 2024 for personnel hired in FY 2023 and FY 2024.

### **Bureau of Global Talent Management: \$19,404,000**

The mission of the Bureau of Global Talent Management (GTM) is to recruit, retain, and sustain a diverse, talented, and inclusive workforce that is prepared to advance U.S. national security interests and American values in every corner of the world. GTM supports the full life cycle of consular employees' service with the Department by leading the recruitment, assignment, and career development processes needed to build an engaged and effective workforce. Consular employees represent approximately 20 percent of the Department's active Civil and Foreign Service workforce.

The FY 2024 Request of \$19.4 million is a \$1.8 million (10.4 percent) increase above the FY 2023 Adjusted Enacted level due to plans to increase hiring to support projected visa and passport workload increases.

### **Bureau of Counterterrorism: \$105,000**

The Bureau of Counterterrorism (CT) focuses on U.S. border security through initiatives that enhance U.S. and foreign partners' ability to detect and deter terrorists. CT programs and partnerships complement both each other and other U.S. government programs in identity information sharing, watch-listing and screening, and border security.

## CONSULAR AND BORDER SECURITY PROGRAM

The FY 2024 Request for \$105,000 represents an increase of \$29,000 (38.2 percent) above the FY 2023 Adjusted Enacted level. The Budget reflects an anticipated increase in travel for the five CBSP-funded personnel in this Bureau.

### **Office of the Legal Adviser: \$4,015,000**

The Office of the Legal Adviser (L) provides legal advice and supports interagency efforts and international negotiations concerning visas, immigration, repatriation, sharing of information with foreign government, parole, citizenship, and passport issues. L also provides guidance on the protection and provision of benefits and services to U.S. citizens abroad, international children's issues, international judicial assistance, and the performance of other consular functions by U.S. consular officers or U.S. protecting powers abroad.

The FY 2024 Request of \$4 million is unchanged from the FY 2023 Adjusted Enacted level. The Budget will allow the Office of the Assistant Legal Adviser for Consular Affairs to fully support CA's mission, including: contract support based on trend lines that show a steep uptick in litigation and court orders for production of administrative records; essential legal services for attorney staff increases; and litigation software and training to enhance attorneys' abilities to provide legal guidance on the growing number of novel litigation, legislative, and policy issues faced by CA.

### **Comptroller and Global Financial Services (CGFS): \$1,428,000**

The Bureau of the Comptroller and Global Financial Services (CGFS) provides financial services in support of ongoing consular-related activities, including vouchering, payroll processing, accounts payable, receivables, and refund processing.

The FY 2024 Request of \$1.4 million is unchanged from the FY 2023 Adjusted Enacted level. The Budget maintains CGFS at pre-pandemic funding levels, supporting the anticipated volume of CA cash receipts for contractor overtime to ensure timely and accurate processing.

### **Repatriation Program Administration: \$839,000**

The CBSP account funds the administrative support costs for the Repatriation Loans program, assisting destitute U.S. citizens abroad who have no other source of funds to return to the United States.

The FY 2024 Request of \$839,000 is unchanged from the FY 2023 Adjusted Enacted level.

### **Bureau of Medical Services: \$1,086,000**

MED safeguards and promotes the health and well-being of America's diplomatic community worldwide. It provides medical clearances for employees filling consular positions, including Foreign Service Officers, LNAs, and Appointment Eligible Family Members (AEFMs).

The 2024 Request of \$1.1 million is unchanged from the FY 2023 Adjusted Enacted level, primarily due to from recurring COVID19-driven costs. The Budget will fund the provision of medical clearances for new employees filling overseas consular positions and their eligible family members.

### **CBSP Staff (American Salaries): \$872,483,000**

Human resources are the most vital component of CBSP-funded programs and activities. The Department devotes a significant amount of effort and resources toward increasing efficiency and capacity in the visa and



## CONSULAR AND BORDER SECURITY PROGRAM

passport processes, including by ensuring adequate staffing levels both domestically and overseas. The FY 2024 Request provides funding for 4,972 positions in CA and in ten Department partner bureaus that provide consular-related services.

The FY 2024 Request for \$872.5 million represents an increase of \$98.1 million (12.7 percent) above the FY 2023 Adjusted Enacted level. The Budget reflects anticipated staffing and payroll needs to support increased hiring of Foreign and Civil Service employees, while also accounting for salary increase of 4.6 percent in CY 2023 and 5.2 percent in CY 2024. Adding these additional personnel is critical for CA to better manage the sustained, long-term demand for U.S. citizens traveling abroad and international visitors to visit the U.S. The total CBSP-funded employment ceiling of 4,972 includes: 2,709 civil service; 195 foreign service domestic; 1,925 foreign service overseas, and 143 partner bureau positions.

### ***Funds by Program Activity*** (\$ in thousands)

Consular Fee Spending by Program <sup>1</sup>	FY 2022 Actual	FY 2023 Request	FY 2023 Adjusted Enacted	FY 2024 Request	Change from FY 2023 Adjusted Enacted
<b>Bureau of Consular Affairs</b>	<b>2,559,679</b>	<b>2,508,256</b>	<b>3,144,936</b>	<b>3,085,447</b>	<b>(59,489)</b>
Consular Systems and Technology	476,255	478,952	639,870	641,698	1,828
Domestic Executive Support	20,944	16,683	54,440	60,051	5,611
Fraud Prevention Programs	2,447	2,303	2,716	3,056	340
Visa Services	226,423	214,592	284,923	284,923	-
Passport Services	839,904	896,365	1,092,336	1,092,336	-
Overseas Citizens Services	12,094	11,188	14,251	14,251	-
Overseas Support	976,678	883,239	1,051,466	984,198	(67,268)
FSN Separation Liability Trust Fund	4,934	4,934	4,934	4,934	-
<b>Partner Bureaus</b>	<b>476,214</b>	<b>515,291</b>	<b>541,121</b>	<b>539,060</b>	<b>(2,061)</b>
Bureau of Administration	61,018	58,340	61,887	48,495	(13,392)
Diplomatic Security	49,592	50,539	48,454	48,454	-
Overseas Buildings Operations	223,855	278,816	281,357	287,251	5,894
Information Resource Management	61,572	45,595	63,574	63,574	-
Criminal Investigations	-	120	120	120	-

## CONSULAR AND BORDER SECURITY PROGRAM

Consular Fee Spending by Program <sup>1</sup>	FY 2022 Actual	FY 2023 Request	FY 2023 Adjusted Enacted	FY 2024 Request	Change from FY 2023 Adjusted Enacted
Foreign Service Institute	25,745	25,921	25,921	28,121	2,200
Post Assignment Travel	31,280	34,787	34,787	36,168	1,381
Global Talent Management	17,593	17,130	17,577	19,404	1,827
Bureau of Counterterrorism	59	76	76	105	29
Legal Adviser	3,071	2,308	4,015	4,015	-
Comptroller and Global Financial Services	1,328	1,028	1,428	1,428	-
Repatriation Loan Program (Admin.)	789	631	839	839	-
Medical Services	312	-	1,086	1,086	-
<b>CBSP Salaries</b>	<b>647,292</b>	<b>774,338</b>	<b>774,338</b>	<b>872,483</b>	<b>98,145</b>
<b>Total Consular and Border Security Programs Spending</b>	<b>3,683,185</b>	<b>3,797,885</b>	<b>4,460,395</b>	<b>4,496,990</b>	<b>36,595</b>

<sup>1</sup> Program activity table does include spending of supplemental funding from American Rescue Plan Act, Ukraine Supplemental, and Afghanistan support via Department of Defense Overseas Humanitarian Disaster, and Civic Aid (OHDACA) transfer.

## WORKING CAPITAL FUND

### *Resource Summary*

(\$ in thousands)

Working Capital Fund (WCF) Service Centers	FY 2022 Actual	FY 2023 Adjusted Enacted	FY 2024 Request	Change from FY 2023 Adjusted Enacted
Working Capital Fund	1,520,587	1,683,136	1,886,275	203,139
Positions	675	675	675	-

---

---

### WHO WE ARE & WHY IT MATTERS

---

---

The Working Capital Fund (WCF) operates under the legal authority of section 13 of the State Department Basic Authorities Act of 1956 (22 U.S.C. 2684) and does not receive direct appropriations. The WCF is a collection of 14 service centers in the areas of: administrative services; freight forwarding; global publishing solutions; library; operations; information technology services and desktop support; procurement; post-assignment travel; medical services; aviation services; special issuance passport services; services to the offices of foreign missions; and real property management. Funding is generated in the WCF from the provision of goods and services to the Department, other Federal agencies, and non-Federal sources. The fees collected from customers are used to pay for the acquisition of resources needed to ensure the continuous operation of the various WCF activities.

The Bureau of Administration (A Bureau) manages 10 of these service centers, working in conjunction with: the Bureau of Information Resource Management (IRM) on two; the Bureau of International Narcotics and Law Enforcement Affairs (INL) on one; and the Bureau of Comptroller and Global Financial Services (CGFS) on two. The Bureau of Global Talent Management (GTM) manages the Post Assignment Travel (PAT) service center. The Bureau of Consular Affairs (CA) manages the Special Issuance Passports (SIP) service center. The Office of Foreign Missions (OFM) and the Bureau of Medical Services (MED) manage their respective service centers within the WCF.

The WCF encourages economies of scale, more consistent business practices, and dynamic customer service, all of which help control costs and avoid duplication of efforts. Like any other business, cash flow and carryover from year-to-year depends on when services were provided and when payments were received. The carryover allows the critical functions of the WCF to continue to operate smoothly at the beginning of each fiscal year, as well as during periods in which the level of revenue is adversely impacted. Available funds also enable capital improvements for WCF activities, as necessary, without the need for direct appropriations.

Except where noted differently below, all WCF service center resources support Joint Strategic Plan Objective 4.1: *“Build and equip a diverse, inclusive, resilient, and dynamic workforce.”*

---

---

### JUSTIFICATION OF REQUEST

---

---

The FY 2024 Request for the WCF is \$1.89 billion, an increase of \$203.1 million (12 percent) from the FY 2023 Adjusted Enacted level. This increase contains anticipated spending increases in Freight Forwarding in line with prior year actual spending. The Budget also reflects the forecasted increase for the Information Technology Desktop Services in FY 2024, as the center is expanding its scope to include the purchase and deployment of laptops and software licensing costs.

## WORKING CAPITAL FUND

Total estimated obligations for the 14 service centers are summarized in the table below.

WCF Service Centers (\$ in thousands)	FY 2022 Actual	FY 2023 Adjusted Enacted	FY 2024 Request	Change from FY 2023 Adjusted Enacted
Administrative Services (A Bureau and CGFS)	3,617	3,019	3,183	164
Freight Forwarding (A Bureau)	434,419	348,271	474,384	126,113
Global Publishing Solutions (A Bureau)	18,245	20,444	18,400	(2,044)
Library (A Bureau)	4,710	4,475	5,478	1,003
Operations (A Bureau)	12,617	13,810	16,848	3,038
Procurement Shared Services (A Bureau and CGFS)	178,188	185,071	192,994	7,923
Real Property Management (A Bureau)	-	160,000	163,200	3,200
Post Assignment Travel (GTM)	343,966	381,000	397,000	16,000
Bureau of Medical Services (MED)	34,060	60,000	61,200	1,200
Information Technology Services (IRM and A Bureau)	175,406	185,614	181,003	(4,611)
Information Technology Desktop (IRM and A Bureau)	70,687	69,684	100,076	30,392
Aviation (INL and A Bureau)	190,614	183,745	198,058	14,313
Office of Foreign Missions (OFM)	21,387	34,871	35,568	697
Special Issuance Passports (CA)	32,670	33,132	38,883	5,751
<b>Total</b>	<b>1,520,587</b>	<b>1,683,136</b>	<b>1,886,275</b>	<b>203,139</b>

### **Administrative Service Center: \$3.2 million**

Administrative Service Center (\$ in thousands)	FY 2022 Actual	FY 2023 Adjusted Enacted	FY 2024 Request	Change from FY 2023 Adjusted Enacted
Administrative Services	3,617	3,019	3,183	164

The Administrative Service Center receives contributions from the other WCF service centers to pay for the accounting and budget services required to support the administration of the WCF. This service center is managed by the A Bureau, in conjunction with CGFS.

The increase in Administrative Services costs will fund the addition of two contractors and a direct-hire position in support of the Real Property Management Service Center newly established in FY 2023.

## WORKING CAPITAL FUND

### **Freight Forwarding: \$474.4 million**

Freight Forwarding Service Center (\$ in thousands)	FY 2022 Actual	FY 2023 Adjusted Enacted	FY 2024 Request	Change from FY 2023 Adjusted Enacted
Baltimore Despatch	20,114	17,423	22,478	5,055
Brownsville, TX - Logistic Center	22,066	17,088	29,680	12,592
European Logistical Support Office	147,953	94,051	137,675	43,624
Hagerstown Warehouse	7,791	9,017	11,622	2,605
Miami Despatch	22,090	21,354	27,522	6,168
N.Y. Despatch	16,743	21,822	28,157	6,335
Seattle Despatch	25,369	20,010	25,783	5,773
Secure Logistics	16,436	29,633	38,243	8,610
Warehouse - Frankfurt	868	813	1,060	247
Washington, D.C Despatch	154,988	117,060	152,164	35,104
<b>Total</b>	<b>434,419</b>	<b>348,271</b>	<b>474,384</b>	<b>126,113</b>

The Freight Forwarding Service Center: prepares inventory and tracking paperwork, including for receiving and clearance through Customs; consolidates cargo; and arranges bookings for the ocean and airfreight shipments of official supplies and personal property of Department personnel to and from posts overseas. The Hagerstown Warehouse is responsible for the long-term storage of household effects for Department of State and other agency employees. The European Logistical Support Office (ELSO) in Antwerp is a through-point for directing, handling, and distributing shipments of household effects, personal effects, official supplies, and equipment to and from selected posts throughout the world.

This service center is anticipated to continue assisting Operation Enduring Welcome in FY 2024 with the transport of Afghan refugees and resettlement operations. It will support charter flight activity related to the Department's missions in China and the Indo-Pacific region. The anticipated funding increase supports a level of activity commensurate with FY 2022, and a continuation of higher costs for estimated labor, shipping, and fuel.

### **Global Publishing Solutions: \$18.4 million**

Global Publishing Solutions (GPS) (\$ in thousands)	FY 2022 Actual	FY 2023 Adjusted Enacted	FY 2024 Request	Change from FY 2023 Adjusted Enacted
Global Publishing Solutions Washington	14,861	17,623	15,861	(1,762)
Regional Printing Centers	3,384	2,821	2,539	(282)
<b>Total</b>	<b>18,245</b>	<b>20,444</b>	<b>18,400</b>	<b>(2,044)</b>

Global Publishing Solutions (GPS) is the Department's central printing and publications management organization, offering services domestically and overseas. GPS provides State with print, graphics, and other digital media consistent with applicable statutes and regulations. GPS Washington manages: the leasing,

## WORKING CAPITAL FUND

supplying, and servicing of copiers; professional printing and design services; and liaison activities with the U.S. Government Publishing Office (GPO).

The FY 2024 Request reflects a 10 percent decrease as a result of a new copier contract and adjustments to anticipated service center billing rates, which have been normalized to account for lower operational costs.

### **Library Service Center: \$5.5 million**

Library Service Center (\$ in thousands)	FY 2022 Actual	FY 2023 Adjusted Enacted	FY 2024 Request	Change from FY 2023 Adjusted Enacted
Library - Service Center	4,710	4,475	5,478	1,003

The Library procures periodicals, books, newspapers, and databases for offices within the State Department. Overseas offices may also utilize the Library in this capacity. Both domestic and overseas offices can take advantage of the economies of scale available from group purchasing.

The Library continues to see increased demand for periodical subscriptions. The FY 2024 Request anticipates increases to support key Administration priorities related to China and in the Indo-Pacific region, as well as an inflation increase.

### **Operations: \$16.8 million**

Operations Service Centers (\$ in thousands)	FY 2022 Actual	FY 2023 Adjusted Enacted	FY 2024 Request	Change from FY 2023 Adjusted Enacted
Building Support	4,899	5,985	5,401	(584)
Commissary and Recreation Affairs	416	536	556	20
Fleet Management	7,302	7,289	10,000	2,711
Parking and EV Charging	-	-	891	891
<b>Total</b>	<b>12,617</b>	<b>13,810</b>	<b>16,848</b>	<b>3,038</b>

Building Support (Labor, Lock, and Cable Services) is responsible for the:

- delivery of shipments received at the Harry S. Truman Building in Washington, D.C. loading dock;
- laborers for office furniture and equipment moves;
- installation and repair safes, locking cabinets, keys, and other security devices; and,
- installation and maintenance of State TV (cable television) services.

Fleet Management is charged with providing motor vehicle services to Department offices in the continental United States.

Although the Commissary and Recreation Affairs Staff are reported under the WCF, employee associations at posts (commissaries, recreation facilities, etc.) operate as independent entities and are not part of the WCF.

## WORKING CAPITAL FUND

The Operations Service Center projects that FY 2024 levels will be higher than FY 2023 for all cost centers, with the exception of the Building Support cost center. The Building Support cost center reflects a \$584,000 decrease, reflecting the reduced demand for building services stemming from the remote/hybrid work environment. The Fleet Management cost center's level reflects an increase of \$2.7 million, which includes a \$2.5 million Department investment in electric vehicle charging infrastructure, as well as inflation, including for fuel and maintenance costs.

The Department is establishing a Parking and Electric Vehicle (EV) Charging cost center in FY 2023. This initiative will support the Department's hybrid workforce, as well as Department's priority on climate initiatives. By establishing the new combined service center as a central service, the underlying activities can be performed more advantageously and more economically. Section 9712 of the Department of State Authorization Act of 2022 (Div. I, P.L. 117-263) granted the Department authority to collect fees for parking services, including EV charging, and to deposit the fees in the appropriate Department account. The Department will collect these fees into the Operations Service Center.

FY 2024 fees and expenses for these activities are estimated to be \$886,000 for parking, and \$5,000 for EV charging. The EV charging fees will enable the Department to recoup the cost of electricity for charging vehicles.

### **Procurement Shared Services: \$193.0 million**

Procurement Shared Services Service Centers (\$ in thousands)	FY 2022 Actual	FY 2023 Adjusted Enacted	FY 2024 Request	Change from FY 2023 Adjusted Enacted
Acquisitions Management	146,323	155,758	162,316	6,558
Federal Assistance Admin Support	4,210	5,930	6,424	494
Overseas Procurement	21,367	16,320	17,000	680
Partner Vetting	2,744	2,503	2,600	97
Regional Procurement Support Office Frankfurt	3,543	4,560	4,654	94
<b>Total</b>	<b>178,188</b>	<b>185,071</b>	<b>192,994</b>	<b>7,923</b>

The Office of Procurement Executive (A/OPE) manages, plans, and directs the Department's acquisition programs and conducts contract operations in support of activities worldwide. A/OPE is involved in, or carries out, almost all procurements for the Department, processing 26,167 procurement actions in FY 2022, the most recent reporting year.

This service center is managed by the A Bureau, with the Overseas Procurement cost center administered by CGFS. OPE services include: the E-filing initiative; worldwide Federal Procurement Data System-Next Generation (FPDS-NG) reporting; purchase card implementation; and grants support. The Regional Procurement Support Office (RPSO) in Frankfurt facilitates post procurements for the Department, as well as for other federal agencies. In addition, Procurement Shared Services also includes the Vetting cost center, which executes vetting to mitigate the risk that foreign assistance might benefit entities or individuals who present a national security risk. In achieving this, the cost center utilizes a "per-vet" fee to recoup costs.

The Procurement Shared Services Center's projected increase of \$7.9 million (4.3 percent) reflects inflation factors that support the service center. Labor driven activities continue to be the primary expense within this service center.

## WORKING CAPITAL FUND

### **Real Property Management: \$163.2 million**

Real Property Management Service Centers (\$ in thousands)	FY 2022 Actual	FY 2023 Adjusted Enacted	FY 2024 Request	Change from FY 2023 Adjusted Enacted
Construction and Renovation	-	50,000	51,000	1,000
Facility Maintenance	-	110,000	112,200	2,200
<b>Total</b>	-	<b>160,000</b>	<b>163,200</b>	<b>3,200</b>

In October 2022, the Department of State established a new service center in the Working Capital Fund which is managed by the A Bureau's Office of Real Property Management (RPM) and Office of Facilities Management Services (FMS). The service center consists of two cost centers: (1) Construction and Renovation; and (2) Facility Maintenance. Once fully implemented, funding for a total of 93 Full-time Employees (FTE) will be realigned from the Diplomatic Programs (DP) and Consular Border Security Programs (CBSP) accounts to support both RPM and FMS.

The Construction and Renovation Cost Center consolidates funds from all Department sources paid to the General Services Administration, as well as through construction contracts held by the Department for all domestic construction projects. The funds drawn from construction projects include the annual project execution and other project-related costs. The Construction and Renovation Cost Center also consolidates funds that are provided to RPM and/or FMS for domestic construction projects that are directly managed by those offices. Project funds will be available through the full life cycle of the project.

The Facility Maintenance Cost Center encompasses costs for operations and maintenance (O&M) of the domestic spaces occupied by bureaus and offices, repairs, and charges to customers for costs that are incurred because of atypical use of domestic building spaces. In addition, this cost center will enable the Department to support lifecycle maintenance and repairs of buildings and mechanical systems, such as: roof repairs; HVAC replacements; and major plumbing and electrical upgrades. For FY 2023, most of this cost center's revenue will be drawn from A Bureau's appropriated funding, primarily Diplomatic Programs. Beginning in FY 2024, each State Department bureau will be charged for their proportional use of space, with this initial funding coming from a realignment of A Bureau resources. Further details are provided in each bureau chapter.

### **Post Assignment Travel: \$397.0 million**

Post Assignment Travel (\$ in thousands)	FY 2022 Actual	FY 2023 Adjusted Enacted	FY 2024 Request	Change from FY 2023 Adjusted Enacted
Post Assignment Travel	343,966	381,000	397,000	16,000
<b>Total</b>	<b>343,966</b>	<b>381,000</b>	<b>397,000</b>	<b>16,000</b>

Post Assignment Travel (PAT) encompasses all flights, shipping and storage charges, temporary housing, applicable allowances, and per diem travel expenses associated with moving Foreign and Civil Service personnel and their families to and from a post (Permanent Change of Station, or PCS). GTM manages these expenses centrally to mitigate post-to-post and bureau-to-bureau transactions.



## WORKING CAPITAL FUND

Post Assignment Travel projects a \$16 million increase above FY 2023 Adjusted Enacted, which is attributed to observed increases in transportation and shipping costs, as well as an increase in the number of PCS moves with corresponding increases in State Department hiring.

### **Medical Services: \$61.2 million**

Medical Services (\$ in thousands)	FY 2022 Actual	FY 2023 Adjusted Enacted	FY 2024 Request	Change from FY 2023 Adjusted Enacted
Medical	25,535	30,000	30,600	600
Operational Medicine	8,524	30,000	30,600	600
<b>Total</b>	<b>34,060</b>	<b>60,000</b>	<b>61,200</b>	<b>1,200</b>

The Bureau of Medical Services (MED) provides continuity of medical support for Department employees and their eligible family members while serving overseas. The Medical Service Center was established to ensure funding availability for medical evacuations, hospitalizations, and clearance examinations, as well as other health-related reimbursable services and materials MED provides to partner bureaus and agencies. MED collects and deposits both insurance recoveries in the year insurance is collected, as well as reimbursements from other Bureaus, federal agencies, governments, and organizations for medical services and supplies provided to its customers.

Reimbursable services and supplies under the Department's Operational Medicine Program, under the Department's Multi-Mission Aviation Support Services (MMASS) contract, are also funded through the service center. Through the MMASS contract, the Department provides aeromedical biological containment evacuation, medical and occupational health transport, and other crisis-response aviation services for eligible persons, federal agencies, and other sources authorized by law on a reimbursable basis. In previous years, MMASS has been a relatively small overall percentage of MED's overall work under the WCF cost center, with the majority of MMASS missions performed as individual air ambulance missions.

The projected increase of 2 percent is due to inflation.

### **Information Technology Services: \$181.0 million**

Information Technology Services (\$ in thousands)	FY 2022 Actual	FY 2023 Adjusted Enacted	FY 2024 Request	Change from FY 2023 Adjusted Enacted
Mobile and Remote Access	60,351	76,825	72,223	(4,602)
Telephone, Wireless and Data Service	115,056	108,789	103,780	(5,009)
Diplomatic Technology Modernization Fund	-	-	5,000	5,000
<b>Total</b>	<b>175,406</b>	<b>185,614</b>	<b>181,003</b>	<b>(4,611)</b>

The Mobile and Remote Access (MRA) service center provides remote access capabilities to the Department. This responsibility encompasses administering and maintaining Android and iPhones, Tablets, Global Open-Net (GO) connectivity, laptop services, and endpoint security tools to monitor and manage endpoint government furnished devices.

## WORKING CAPITAL FUND

The Telephone, Wireless, and Data Services (TWD) Division provides centralized management of the Department's unclassified voice and data communication networks. TWD serves the Department's domestic locations, including:

- the Harry S. Truman Building and Department annexes in the Washington, D.C. metropolitan area;
- the Warrenton Training Center;
- the Florida Regional Center;
- the Charleston Financial Center; Regional Passport Offices;
- Diplomatic Security Field Offices; and,
- the USUN mission in New York.

The FY 2024 Request supports the Department's digital modernization and workforce agility implementation and includes updated charges to better reflect the actual cost of providing the shared services, as well as the refresh and support of mobile technologies – particularly laptops and associated licensing, configuration and other costs. The FY 2024 increases are identified by bureau in the applicable sections of the Diplomatic Programs (DP) chapter, as well as in the chapters for: Embassy Security, Construction, & Maintenance (ESCM); Educational and Cultural Exchange Programs (ECE); and Worldwide Security Protection (WSP).

Consistent with the Modernizing Government Technology (MGT) Act of 2017, the Diplomatic Technology Modernization Fund (DTMF) cost center, when active in FY 2024, will provide reimbursable IT modernization services to bureaus. These services include:

- upgrading legacy applications;
- developing and/or deploying new or modernized hardware, software and communications solutions;
- transitioning these solutions to operations and maintenance (O&M); and,
- providing technical support.

These resources will support Strategic Objective 4.2: “*Modernize IT and leverage data to inform decision-making and support mission delivery.*”

### **Information Technology (IT) Desktop Services: \$100.1 million**

Information Technology (IT) Desktop Services (\$ in thousands)	FY 2022 Actual	FY 2023 Adjusted Enacted	FY 2024 Request	Change from FY 2023 Adjusted Enacted
Desktop Services	70,687	69,684	100,076	30,392

IT Desktop Services service center was created to centralize endpoint support services for more than 38 domestic bureaus and offices. This service center provides endpoint devices, peripherals, productivity and security software, help desk services, standard desktop and laptop services, file and email storage, and sharing and backend IT infrastructure that enables core agency missions in a manner that ensures the Department's information resources and Personally Identifiable Information (PII) are secure, stable, and well protected.

FY 2024 and funds: the provision of shared services; equipment required for endpoint device refresh; and support of mobile technologies, particularly laptops.

## WORKING CAPITAL FUND

The FY 2024 Request supports the Department’s flexible workforce and digital modernization initiatives. Increases in this service center reflect the: expansion of the Center’s scope, including the purchase and deployment of laptops; the cost for licenses for productivity software; and the resources needed to refresh endpoint devices every three to four years, based on the useful life of the device. The FY 2024 increases are identified by bureau in the applicable sections of the Diplomatic Programs (DP) chapter, as well as in the chapters for: Embassy Security, Construction, & Maintenance (ESCM); Educational and Cultural Exchange Programs (ECE); and Worldwide Security Program (WSP).

These resources will support Strategic Objective 4.2: “*Modernize IT and leverage data to inform decision-making and support mission delivery.*”

### **Aviation: \$198.1 million**

Aviation Service Centers (\$ in thousands)	FY 2022 Actual	FY 2023 Adjusted Enacted	FY 2024 Request	Change from FY 2023 Adjusted Enacted
Aviation Afghanistan	14,989	-	-	-
Aviation Contingency	9,976	22,903	3,865	(19,038)
Aviation Iraq	165,649	160,842	194,193	33,351
<b>Total</b>	<b>190,614</b>	<b>183,745</b>	<b>198,058</b>	<b>14,313</b>

The Aviation service center was developed in response to requirements for secure air transportation for authorized users in Afghanistan and Iraq, providing passenger and cargo service to, from, and/or within these countries. With the drawdown and closure of Embassy operations in Afghanistan, the Bureau of International Narcotics and Law Enforcement Affairs’ (INL) Office of Aviation continues to provide aviation support services, funded through the Aviation Iraq cost center, to Embassy Baghdad. These services include fixed-wing flights to and from Amman, Jordan, as well as helicopter support within Iraq due to the continuing security situation. The aviation assets deploy under Chief of Mission authority for regional and local air missions on a cost-recovery basis.

The Aviation Contingency programs cost center levels are reduced from the FY 2023 Request, factoring in the closure of the INL Guatemala program. The increases for Iraq from FY 2023 to FY 2024 include anticipated costs for the renovation of aviation facilities, including an aircraft hangar, as well as increased fuel and operational expenses for in-country operations.

### **Office of Foreign Missions: \$35.6 million**

Office of Foreign Missions (\$ in thousands)	FY 2022 Actual	FY 2023 Adjusted Enacted	FY 2024 Request	Change from FY 2023 Adjusted Enacted
Office of Foreign Missions (OFM)	21,387	34,871	35,568	697

The Office of Foreign Missions (OFM) was created as a part of the Foreign Missions Act (FMA) of 1982 and is managed as its own office under the Under Secretary for Management. Being the primary liaison to the foreign diplomatic community in the U.S., OFM is responsible for carrying out one of the Department’s mission essential

## WORKING CAPITAL FUND

functions. The Office achieves this by utilizing the Secretary’s authorities under the FMA to ensure the safe and efficient operations of U.S. missions abroad. Through OFM, the Department is responsible for ensuring that foreign missions located in the United States adhere to all local, state, and federal laws and regulations with regards to the diplomatic immunity privileges afforded to them.

Similarly, the Department is responsible for ensuring its overseas U.S. missions are afforded the same appropriate diplomatic privileges, including a wide range of benefits and services, such as: foreign tax-relief; motor vehicle compliance; diplomatic importation; foreign mission banking; accreditation of foreign mission members; and emergency management planning and response. OFM also assists the Diplomatic Security Protective Liaison Division and the Foreign Missions Branch of the U.S. Secret Service to ensure the safety and security of the foreign missions and their personnel.

In FY 2016, the Department obtained approximately 32 acres of the former Walter Reed Army Medical Center site from the U.S. Army to support the development of the Department’s concept for a Foreign Missions Center (FMC). Pursuant to the FMA, OFM is overseeing the development and management of the FMC and the assignment of Walter Reed property lots to the foreign diplomatic community.

The funds provided for the FMC during FY 2024 will continue to advance the FMC’s development, undertaken with the U.S. Army Corps of Engineers (USACE). The Request will support:

- staffing;
- contractual requirements for The Office of Foreign Missions Information System (TOMIS);
- relocations of OFM San Francisco, Chicago, and Houston regional offices to federal buildings; and,
- the cost of the custodial responsibility of preserving and maintaining a series of properties owned by the Russian Federation, the People’s Republic of China, the Islamic Emirate of Afghanistan, and the Bolivarian Republic of Venezuela.

These resources will support both Strategic Objectives 4.1, “*Build and equip a diverse, inclusive, resilient, and dynamic workforce*” and 4.3, “*Protect our personnel, information, and physical infrastructure from 21st century threats.*”

### **Special Issuance Passports: \$38.9 million**

Special Issuance Passports (\$ in thousands)	FY 2022 Actual	FY 2023 Adjusted Enacted	FY 2024 Request	Change from FY 2023 Adjusted Enacted
Special Issuance Passports (CA)	32,670	33,132	38,883	5,751

The Special Issuance Passport Service Center (Special Issuance Agency) is managed by the Bureau of Consular Affairs for the benefit of Department and other federal agencies. The Special Issuance Agency charges federal customers the costs associated with processing diplomatic, official, and no-fee regular passports.

The FY 2024 Request of \$38.9 million projects an increase of \$5.8 million to support costs related to agency operations, Next Generation Passport (NGP) printer supplies and support, and inflation.

## **DIPLOMATIC PROGRAMS: HUMAN RESOURCES**

**Foreign Service Institute  
Global Talent Management  
Human Resources Special Complement**

# FOREIGN SERVICE INSTITUTE

## *Resource Summary*

(\$ in thousands)

Foreign Service Institute (FSI)	FY 2022 Actual	FY 2023 Adjusted Enacted	FY 2024 Request	Change from FY2023 Adjusted Enacted
Foreign Service Institute	300,454	310,597	344,216	33,619
Positions	1,505	1,505	1,507	2

---

---

## WHO WE ARE & WHY IT MATTERS

---

---

FSI's mission is to provide world-class training to U.S. foreign policy professionals and promote transparency about the history of U.S. foreign policy. FSI trains all cadres of the State Department – including Foreign Service generalists and specialists, Civil Service employees, and Locally Employed (LE) Staff – as well as personnel from about 50 other U.S. foreign affairs agencies. The Institute's training covers the full range of foreign policy skills, including diplomatic tradecraft, foreign language acquisition, regional studies, leadership development, management of people and programs, information technology, and more.

FSI's Office of the Historian (OH) provides Department principals and other personnel historical context as policy support and publishes the statutorily mandated documentary history of U.S. foreign policy in the Foreign Relations of the United States series. In Secretary Blinken's speech on modernization of the Department speech at FSI, he stated FSI "is a perfect place for today's conversation about the future of the State Department" especially as we face rapidly evolving challenges like "wars and conflicts, depressions and pandemics, democracy movements and tech revolutions."

The FY 2024 Request supports key initiatives necessary to meet the Department's shifting workforce needs, thereby enabling State to advance toward its Functional Bureau Strategy goals. The Request will support efforts to modernize training and professional development, focusing on key FSI goals of:

- **Career-Long Learning.** The Department wants employees to benefit from the outstanding training provided by FSI throughout their careers, not just at the beginning or end. Career long learning develops State's employees' skills in a variety of important areas critical to the successful implementation of foreign policy.
- **Rapid and Effective Response to Critical Issue Learning Needs.** The Department needs to prepare its employees to face the critical issues of today and tomorrow. The world is constantly changing, and it is imperative that State trains diplomats on the issues that matter. FSI focuses on emerging technologies and their impacts, cyber security, and climate change, as well as new strategic competitors and multilateral challenges.
- **Infrastructure.** To modernize training and development and to enable the future of work, the department needs to invest in its systems and infrastructure. FSI knows it can help the Department's employees if it can make existing training and historical expertise more readily available, increase the speed by which we develop new training, and provide the platform for successful training.

# FOREIGN SERVICE INSTITUTE

## BUREAU STRATEGIC GOALS

5. Strengthen the Department's culture of career-long learning and workforce support.
6. Build the capacity of the Department's workforce to better address rapidly evolving global challenges and issues central to U.S. national security.
7. Leverage new technology, workforce systems, and practices to strengthen learning opportunities, historical transparency, and FSI's effectiveness.

To view more of the bureau strategy, please visit <https://www.state.gov/functional-bureau-strategies/>.

## JUSTIFICATION OF REQUEST

A signature initiative of Secretary Blinken's diplomatic modernization agenda is to modernize training and professional development. As the training institution of the Department, FSI's role in the Secretary's agenda is vast. FSI's Request seeks the resources required to implement the Secretary's call to action. Our request supports our three goals: Career Long Learning, Rapid and Effective Response to Critical Issue Learning Needs, and Infrastructure.

The FY2024 CBJ for Diplomatic Programs (DP) is \$344.2 million which includes \$230.1 million in American salaries, and \$113.2 million in bureau-managed funds. This represents an increase of \$33.6 million above the FY2023 Adjusted Enacted level. Current services increases include the Real Property WCF Adjustment of \$15.1 million, American salary and LE wage increase of \$6.7 million, and \$547,000 for other current services. Program changes totaling \$11.2 million include:

- \$1.7 million for increased recurring costs associated with computers, related networks and upgrades to managed servers.
- \$5.1 million to complete facility renovations required for safe and effective training spaces, including the final phase of modernizing 50,000 square feet of Building F.
- \$3.2 million for the operations and maintenance of the new Student Information System to enable Department-wide an integrated training system.
- \$388,000, comprised of \$164,000 in program cost and \$224,000 in American Salaries for two FTEs to support the Office of the Historian (OH).
- \$810,000 in program cost for the upgrade of the OH declassification system and creation of a dedicated oral history program.

### *Detailed Resource Summary*

Foreign Service Institute (FSI)	Positions					Funds (\$ in thousands)		
	American			FSN	Pos Total	Bureau Managed	American Salaries	Funds Total
	CS	FS Dom	Overseas					
FY 2022 Actual	672	826	7	5	1,510	87,485	212,969	300,454
FY 2023 Adjusted Enacted	672	826	7	5	1,510	86,733	223,864	310,597
FY 2024 Built-in Changes								

## FOREIGN SERVICE INSTITUTE

Foreign Service Institute (FSI)	Positions					Funds (\$ in thousands)		
	American			FSN	Pos Total	Bureau Managed	American Salaries	Funds Total
	CS	FS Dom	Overseas					
Annualization of 2023 American Pay Raise	-	-	-	-	-	-	1,979	1,979
Annualization of 2023 New Positions	-	-	-	-	-	-	447	447
2024 American Pay Raise	-	-	-	-	-	35	4,485	4,520
LE Staff Wage Increase	-	-	-	-	-	243	-	243
Overseas Price Inflation	-	-	-	-	-	100	-	100
Real Property WCF Adjustment	-	-	-	-	-	15,122	-	15,122
Total Built-in Changes	-	-	-	-	-	15,500	6,911	22,411
FY 2024 Current Services	672	826	7	5	1,510	102,233	230,775	333,008
FY 2024 Program Changes								
Enable a Department-wide integrated training system	-	-	-	-	-	3,200	0	3,200
US Direct Hire Research for Office of Historian	1	-	-	-	1	82	112	194
Enterprise operations support	-	-	-	-	-	1,710	-	1,710
Building F retrofit	-	-	-	-	-	5,100	-	5,100
Declassification system upgrades and creation of a dedicated oral history program	-	-	-	-	-	810	-	810
US Direct Hire for Office of Historian - Foreign Relations of the US	-	-	1	-	1	82	112	194
Total Program Changes	1	-	1	-	2	10,984	224	11,208
FY 2024 Request	673	826	8	5	1,512	113,217	230,999	344,216

### *Staff and Funds by Domestic Organization Units* (\$ in thousands)

Foreign Service Institute (FSI)	FY 2022 Actual			FY 2023 Adjusted Enacted			FY 2024 Request			Increase/ Decrease		
	Am	FS	Funds	Am	FSN	Funds	Am	FS	Funds	Am	FS	Funds
Office of the Director	17	-	5,130	17	-	6,454	17	---	6,751	-	-	297
Office of the Executive Director	134	-	59,338	134	-	51,846	134	---	53,394	-	-	1,548
Office of the Historian	54	-	5,351	54	-	8,292	56	---	9,443	2	-	1,151
School of Applied Information	58	-	21,834	58	-	14,257	58	---	14,805	-	-	548
School of Language Studies	1,005	-	140,459	1,004	-	180,99	1,002	---	204,883	(2)	-	23,886



## FOREIGN SERVICE INSTITUTE

Foreign Service Institute (FSI)	FY 2022 Actual			FY 2023 Adjusted Enacted			FY 2024 Request			Increase/ Decrease		
	Am	FS	Funds	Am	FSN	Funds	Am	FS	Funds	Am	FS	Funds
School of Leadership and	58	-	24,461	58	-	9,841	58	---	12,453	-	-	2,612
School of Professional and	150	-	25,119	151	-	27,301	152	---	30,868	1	-	3,567
The Transition Center	22	-	12,332	22	-	4,355	22	---	4,266	-	-	(89)
<b>Total</b>	<b>1,498</b>	<b>-</b>	<b>294,024</b>	<b>1,498</b>	<b>-</b>	<b>303,34</b>	<b>1,499</b>	<b>---</b>	<b>336,862</b>	<b>1</b>	<b>-</b>	<b>33,519</b>

### *Staff and Funds by Post*

(\$ in thousands)

Foreign Service Institute (FSI)	FY 2022 Actual			FY 2023 Adjusted Enacted			FY 2024 Request			Increase/ Decrease		
	Am	FSN	Funds	Am	FSN	Funds	Am	FSN	Funds	Am	FSN	Funds
Egypt, Cairo	1	-	-	1	-	-	2	-	-	1	-	-
Seoul Regional Language School,	1	-	496	1	-	479	1	-	497	-	-	18
Taipei American Institute In Taiwan	4	5	3,963	4	5	4,384	4	5	4,389	-	-	5
Yokohama Regional Language	1	-	1,971	1	-	2,391	1	-	2,468	-	-	77
<b>Total</b>	<b>7</b>	<b>5</b>	<b>6,430</b>	<b>7</b>	<b>5</b>	<b>7,254</b>	<b>8</b>	<b>5</b>	<b>7,354</b>	<b>1</b>	<b>-</b>	<b>100</b>

### *Funds by Object Class*

(\$ in thousands)

Foreign Service Institute (FSI)	FY 2022 Actual	FY 2023 Adjusted Enacted	FY 2024 Request	Increase/ Decrease
1100 Personnel Compensation	149,485	157,886	162,967	5,081
1200 Personnel Benefits	66,651	70,938	73,221	2,283
2100 Travel & Trans of Persons	898	5,220	5,461	241
2200 Transportation of Things	9	20	21	1
2300 Rents, Comm & Utilities	465	829	867	38
2400 Printing & Reproduction	44	968	1,013	45
2500 Other Services	66,919	70,187	95,907	25,720
2600 Supplies and Materials	13,780	3,532	3,695	163
3100 Personal Property	2,196	1,017	1,064	47
4100 Grants, Subsidies & Contributions	7	-	-	-
<b>Total</b>	<b>300,454</b>	<b>310,597</b>	<b>344,216</b>	<b>33,619</b>

# GLOBAL TALENT MANAGEMENT

## *Resource Summary*

(\$ in thousands)

Bureau of Global Talent Management (GTM)	FY 2022 Actual	FY 2023 Adjusted Enacted	FY 2024 Request	Change from FY2023 Adjusted Enacted
Global Talent Management	272,124	295,303	321,544	26,241
Positions	673	688	693	5

---

## WHO WE ARE & WHY IT MATTERS

---

The Bureau of Global Talent Management's (GTM) mission is to recruit, develop, and empower the world's premier diplomatic team to most effectively advance U.S. foreign policy goals. GTM manages three distinct, mutually supportive, personnel systems: Foreign Service, Civil Service, and Locally Employed staff. GTM addresses the full life cycle of employees' service with the Department, starting before they are hired and continuing after they retire. Led by the Director General (DG) of the Foreign Service and Director of Global Talent, the Bureau's vision is to take care of the Department of State's diverse domestic and overseas workforces, while continually endeavoring to deliver dynamic 21st century talent management.

Reflective of Goal Four of the FY 2022-2026 State-USAID Joint Strategic Plan (JSP), GTM is committed to revitalizing the diplomatic and development workforce and institutions. In addition, GTM's Functional Bureau Strategy (FBS), aligns with the:

- President's Management Agenda (PMA) Priority 1, *Strengthening and Empowering the Federal Workforce*;
- President's Memorandum on Revitalizing America's Foreign Policy and National Security Workforce, Institutions, and Partnerships (NSM-3); and,
- Secretary Blinken's Modernization Agenda.

GTM is making substantial efforts to hire and retain employees with critical skills. In accordance with the Department's vision for the Future of Work and climate adaptation and resilience, OPM continues to execute initiatives which expand workplace flexibilities and support a mobile workforce.

Recognizing the critical importance of DEIA, GTM collaborates closely with the Secretary's Office of Diversity and Inclusion (S/ODI). Together, the Bureau and the Office participate in DEIA barrier analyses to pinpoint existing obstacles among specific workforce segments, including those with disabilities, which also supports the Department's overall retention effort.

In support of the Administration's priority of attracting and hiring employees who reflect the diversity of the United States, GTM also continues efforts to increase outreach to underrepresented groups and increase equity in hiring. These efforts include:

- Implementing the paid internship program;
- Supporting the Pickering, Rangel, and Foreign Affairs IT (FAIT) Fellowships;
- Implementing the DS Fellowship Program; and,
- Sustaining the newly launched the Colin Powell Leadership Program.

# GLOBAL TALENT MANAGEMENT

---

---

## BUREAU STRATEGIC GOALS

---

---

1. Promote an Agile Workforce.
2. Retain High Quality Talent.
3. Cultivate Diversity, Equity, Inclusion, and Accessibility (DEIA).
4. Transform Customer Experience.

To view more of the bureau strategy, please visit <https://www.state.gov/functional-bureau-strategies/>.

---

---

## JUSTIFICATION OF REQUEST

---

---

The FY 2024 Request is \$321.5 million, a net increase of \$26.2 million above the FY 2023 Adjusted Enacted level. The Request includes:

- \$3.5 million for the 2024 American Pay Raise;
- \$1.6 million for annualization of the 2023 American Pay Raise and new positions;
- \$7.4 million in Working Capital Fund adjustments; and,
- \$13.7 million for GTM program operations to support the State Modernization, DEIA Strategic Plan, and NSM-3 initiatives listed below.

### **Accessibility and Accommodations: \$2.8 million**

The FY 2024 Request contains \$2.8 million for Accessibility and Accommodations increases stemming from the increase in employees with disabilities domestically/worldwide, increased demand for services based on increased awareness of the law and DEIA, and the Department's worldwide availability policy changes, which will require greater support overseas. These resources are needed to maintain service quality and increase the quantity of mandated services, such as sign language interpreting, reader and personal assistance, video captioning, and Section 508 compliance.

### **Skills Management System: \$2.4 million**

NSM-3 calls on agencies to improve recruitment, development, and retention of employees with critical, specialized skills. The Secretary's Modernization agenda calls on the Department to significantly advance the organization and capacity of the Department to address 21st century missions focused on such elements as STEM, China, climate, global health, economics, and multilateral affairs. The FY 2024 Request includes \$2.4 million and two additional positions to develop a new skills management system that enables the Department to track and identify skill gaps, meet urgent recruitment or developmental needs for specific skills, and fully capitalize on the talents of its workforce.

# **GLOBAL TALENT MANAGEMENT**

## **Integrated Personnel Management System: \$4.5 million**

The Request dedicates \$4.5 million to finalize modernization of the Department's human capital management IT systems, with the aims of increasing productivity and efficiencies, improving data analytic capabilities, reducing errors, and implementing responses to ever-evolving cybersecurity requirements.

This operations and maintenance funding increase covers two IT platforms that have been developed and will require ongoing operational technical application support and end-user operational support:

- the Overseas Personnel System, which centralized the previous platform of 178 individual, locally run and maintained, systems. The new system imposes greater consistency of functions and now manages over 50,000 Locally Employed staff; and
- the Employee GTM-Next Portal, as implemented the ServiceNow Cloud platform in support of Administration and Department initiatives centered around improving user experience and accessibility.

## **Service Needs Differential: \$2.0 million**

The FY 2024 Request includes \$2.0 million to cover an increase in the number of posts/employees eligible to receive the Service Need Differential (SND), a post hardship differential allowance that incentivizes extended tours of duty at difficult-to-staff posts around the world. Recognizing that SND payments are critical for attracting and retaining talent in challenging locations, GTM has used a strict statistical formula to determine which posts are designated as historically difficult to staff and are eligible.

## **Emergency Backup Dependent Care Services and Child Care Subsidy: \$1.4 million**

The Request also includes \$1.4 million to enhance Emergency Backup Dependent Care Services and Child Care Subsidy assistance; these programs deliver key benefits that diversify workforce flexibilities and serve as valuable recruitment and retention tools.

## **Modernization and DEIA: \$583,000**

The FY 2024 Request contains \$583,000 for three new positions in support of DEIA efforts to bolster the Manager Support Unit (MSU) and the Conduct, Suitability, and Discipline (CSD) Division within the Office of Employee Relations.

The MSU provides real-time advice, guidance, and training to managers and HR professionals on performance and conduct issues, many of which have diversity and inclusion implications. CSD handles all disciplinary actions for FS staff and many for CS staff; these actions are integral to State's efforts to improve diversity and inclusion throughout the Department by enforcing accountability for misconduct, including discrimination and harassment.

# GLOBAL TALENT MANAGEMENT

## *Detailed Resource Summary*

Global Talent Management (GTM)	Positions					Funds (\$ in thousands)		
	American			FSN	Pos Total	Bureau Managed	American Salaries	Funds Total
	CS	FS Dom	Overseas					
FY 2022 Actual	521	152	-	-	673	142,463	129,661	272,124
FY 2023 Adjusted Enacted	536	152	-	-	688	157,953	137,350	295,303
FY 2024 Built-in Changes								
Annualization of 2023 American Pay Raise	-	-	-	-	-	-	859	859
Annualization of FY 2023 New Positions	-	-	-	-	-	-	766	766
2024 American Pay Raise	-	-	-	-	-	658	2,858	3,516
IT WCF Adjustment	-	-	-	-	-	1,860	-	1,860
Real Property WCF Adjustment	-	-	-	-	-	5,564	-	5,564
Total Built-in Changes	-	-	-	-	-	8,082	4,483	12,565
FY 2024 Current Services	536	152	-	-	688	166,035	141,833	307,868
FY 2024 Program Changes								
Accessibility and Accommodations	-	-	-	-	-	2,804	-	2,804
Work-Life Wellness Modernization/Emergency Backup and Child Care	-	-	-	-	-	1,400	-	1,400
Skills Management System	2	-	-	-	2	2,165	224	2,389
IPMS O&M	-	-	-	-	-	4,500	-	4,500
Service Need Differential	-	-	-	-	-	2,000	-	2,000
Modernization and DEIA	3	-	-	-	3	247	336	583
Total Program Changes	5	-	-	-	5	13,116	560	13,676
FY 2024 Request	541	152	-	-	693	179,151	142,393	321,544

## *Staff and Funds by Domestic Organization Units*

(\$ in thousands)

Global Talent Management (GTM)	FY 2022 Actual			FY 2023 Adjusted Enacted			FY 2024 Request			Increase/Decrease		
	Am	FSN	Funds	Am	FSN	Funds	Am	FSN	Funds	Am	FSN	Funds
Accessibility and Accommodations	23	-	11,255	23	-	11,416	23	-	14,354	-	-	2,938
Career Development & Assignments	94	-	18,586	95	-	19,441	95	-	19,996	-	-	555
Civil Service Talent Management	37	-	9,396	39	-	10,054	39	-	10,281	-	-	227

## GLOBAL TALENT MANAGEMENT

Global Talent Management (GTM)	FY 2022 Actual			FY 2023 Adjusted Enacted			FY 2024 Request			Increase/ Decrease		
	Am	FSN	Funds	Am	FSN	Funds	Am	FSN	Funds	Am	FSN	Funds
Director General of the Foreign Service	30	-	6,521	30	-	6,730	30	-	9,294	-	-	2,564
Employee Relations	31	-	20,701	34	-	23,017	37	-	25,232	3	-	2,215
Executive Office	105	-	89,873	105	-	89,802	107	-	105,843	2	-	16,041
Global Community Liaison Office	22	-	4,281	23	-	4,634	23	-	4,768	-	-	134
Grievance Staff	13	-	2,597	13	-	2,687	13	-	2,763	-	-	76
Office of Casualty Assistance	3	-	578	3	-	599	3	-	616	-	-	17
Organization and Talent Analytics	39	-	9,169	41	-	9,840	41	-	10,079	-	-	239
Overseas Employment	44	-	9,847	44	-	10,154	44	-	10,411	-	-	257
Performance Evaluation	25	-	6,624	25	-	6,798	25	-	6,944	-	-	146
Policy Coordination	10	-	1,927	10	-	1,996	10	-	2,055	-	-	59
Presidential Appointments	3	-	998	3	-	1,019	3	-	1,036	-	-	17
Retirement	24	-	4,931	24	-	5,098	24	-	5,238	-	-	140
Talent Acquisition	68	-	46,924	74	-	62,596	74	-	63,028	-	-	432
Talent Services	102	-	20,381	102	-	21,093	102	-	21,688	-	-	595
Workers Compensation	-	-	7,535	-	-	8,329	-	-	7,918	-	-	(411)
<b>Total</b>	<b>673</b>	<b>-</b>	<b>272,124</b>	<b>688</b>	<b>-</b>	<b>295,303</b>	<b>693</b>	<b>-</b>	<b>321,544</b>	<b>5</b>	<b>-</b>	<b>26,241</b>

### *Funds by Object Class*

(\$ in thousands)

Global Talent Management (GTM)	FY 2022 Actual	FY 2023 Adjusted Enacted	FY 2024 Request	Increase/ Decrease
1100 Personnel Compensation	101,741	112,123	119,676	7,553
1200 Personnel Benefits	56,877	60,978	63,717	2,739
1300 Benefits Former Personnel	561	561	561	-
2100 Travel & Trans of Persons	1,669	3,000	3,000	-
2300 Rents, Comm & Utilities	5,391	5,391	5,391	-
2400 Printing & Reproduction	233	233	233	-
2500 Other Services	87,356	90,721	106,670	15,949
2600 Supplies and Materials	1,081	1,081	1,081	-
3100 Personal Property	509	509	509	-
4100 Grants, Subsidies & Contributions	16,441	20,441	20,441	-
4200 Insurance Claims & Indemnities	265	265	265	-
<b>Total</b>	<b>272,124</b>	<b>295,303</b>	<b>321,544</b>	<b>26,241</b>

# HUMAN RESOURCES SPECIAL COMPLEMENT

## *Resource Summary*

(\$ in thousands)

Human Resources Special Complement (HR-COMP)	FY 2022 Actual	FY 2023 Adjusted Enacted	FY 2024 Request	Change from FY2023 Adjusted Enacted
Human Resources Special Complement	50,030	53,177	57,069	3,892
Positions	490	480	480	-

---

## WHO WE ARE & WHY IT MATTERS

---

The Bureau of Global Talent Management (GTM) administers a special complement of positions as part of its overall management of human capital. This special complement is for the initial orientation, training of new recruits, and career developmental assignments for Civil Service and Foreign Service personnel. Employees spend a limited amount of time in these positions either before assignments or on special assignments, after which they return to their regular positions within the Department.

The special complement enables the Department to provide key training and professional development opportunities for employees. These positions are career enhancing and mutually beneficial for the Department and participating external organizations because they create opportunities for knowledge transfer, increased cross-organizational communications, and the advancement of best practices. In addition, effective position management requires that GTM maintain a centralized complement of positions that are available for the entire Department. Utilizing this system, bureau position allocation levels are unaffected, which ensures that progress towards accomplishing Department mission goals and objectives remains unhindered.

---

## JUSTIFICATION OF REQUEST

---

The FY 2024 Request is \$57.1 million, a net increase of \$3.9 million from the FY 2023 Adjusted Enacted level. The increase includes: \$1.0 million for the American Pay Raise; \$743,000 for annualization of the American Pay Raise; and \$2.1 million to normalize funding for the Expanded Professional Associates Program (EPAP).

Family member employment opportunities are critical to the recruitment and retention of the diverse, talented workforce necessary to advance U.S. foreign policy goals. Eligible family members (EFMs) have a variety of opportunities to work for the Department on Family Member Appointments (FMAs).

EPAP is one type of FMA that employs spouses of Foreign Service Officers and Specialists in entry-level, Foreign Service Officer-equivalent positions in: political and economic affairs; public affairs; human resources; public diplomacy; information management; financial management; facilities management; medical services; and other areas, as needed to achieve the Department's goals and mission. EPAP allows the Department to: address gaps in Foreign Service staffing resulting from the hiring, assignment, and rotation processes; tap into highly skilled and talented family members to ensure the performance of functions necessary for the success of overseas posts; and provide employment opportunities for EFMs. The increase of \$2.1 million normalizes funding to support up to 400 EPAP positions allocated across the six regional bureaus and up to 50 Information Management EPAP positions at a 73 percent projected onboard strength.

## HUMAN RESOURCES SPECIAL COMPLEMENT

### Specific Centrally Managed Positions

In addition to the bureau managed EPAP resources, the HR Special Complement covers centrally managed positions (funded from American Salaries), including, but not limited to:

- **Entry-Level Officer Training:** Positions that are used for intake of entry level generalists and specialists while in initial domestic orientation training. Entry level officers typically spend three to four months (considered short-term) in orientation and basic training prior to being assigned to an overseas position.
- **Faculty Advisors:** Positions at various military facilities that have quotas for enrollment of Department of State personnel. These advisors typically teach courses, provide guidance and counseling for Department students, serve as the Department's liaisons with the institutions, and serve as senior advisors to the commandants/presidents of the institutions.
- **Non-Governmental Organizations Assignments (NGOs):** Positions used to assign or detail employees to non-governmental organizations such as the Council on Foreign Relations, the Middle East Institute, the Asia Foundation, the German Marshall Fund, and others, as well as the Diplomats-in-Residence program.
- **Non-Reimbursable Details:** Positions used to detail employees to other executive departments on a non-reimbursable basis.
- **Other Human Resources Special Complement:** Positions used for appropriate education, training, and professional development and exchanges.
- **Special Domestic Assignment Program (SDAP):** Positions established to allow the assignment or detail of employees to Congress and state/local government agencies.

### *Detailed Resource Summary*

Human Resources Special Complement (HRCOMP)	Positions					Funds (\$ in thousands)		
	American			FSN	Pos Total	Bureau Managed	American Salaries	Funds Total
	CS	FS Dom	Overseas					
FY 2022 Actual	56	404	30	-	490	24,195	25,835	50,030
FY 2023 Adjusted Enacted	49	401	30	-	480	26,065	27,112	53,177
FY 2024 Built-in Changes								
Annualization of 2023 American Pay Raise	-	-	-	-	-	-	743	743
2024 American Pay Raise	-	-	-	-	-	413	636	1,049
Total Built-in Changes	-	-	-	-	-	413	1,379	1,792
FY 2024 Current Services	49	401	30	-	480	26,478	28,491	54,969
FY 2024 Program Changes								
EPAP Normalization.	-	-	-	-	-	2,100	-	2,100
Total Program Changes	-	-	-	-	-	2,100	-	2,100
FY 2024 Request	49	401	30	-	480	28,578	28,491	57,069



## HUMAN RESOURCES SPECIAL COMPLEMENT

### *Staff and Funds by Domestic Organization Units*

(\$ in thousands)

Human Resources Special Complement (HRCOMP)	FY 2022 Actual			FY 2023 Adjusted Enacted			FY 2024 Request			Increase/ Decrease		
	Am	FSN	Funds	Am	FSN	Funds	Am	FSN	Funds	Am	FSN	Funds
Entry-Level Officer Training	311	-	16,165	308	-	17,147	308	-	18,018	-	-	871
Expanded Professional Associates Program (EPAP)	-	-	24,195	-	-	26,065	-	-	28,578	-	-	2,513
Faculty Advisors	22	-	1,144	22	-	1,225	22	-	1,287	-	-	62
Non-Governmental Organizations	17	-	884	17	-	946	17	-	995	-	-	49
Non-Reimbursable Details	-	-	3,275	19	-	4,175	19	-	4,388	-	-	213
Other Human Resources-Special Complement	121	-	3,379	95	-	2,561	95	-	2,691	-	-	130
Special Domestic Assignment Program (SDAP)	19	-	988	19	-	1,058	19	-	1,112	-	-	54
<b>Total</b>	<b>490</b>	<b>-</b>	<b>50,030</b>	<b>480</b>	<b>-</b>	<b>53,177</b>	<b>480</b>	<b>-</b>	<b>57,069</b>	<b>-</b>	<b>-</b>	<b>3,892</b>

### *Funds by Object Class*

(\$ in thousands)

Human Resources Special Complement (HRCOMP)	FY 2022 Actual	FY 2023 Adjusted Enacted	FY 2024 Request	Increase / Decrease
1100 Personnel Compensation	36,810	39,090	41,963	2,873
1200 Personnel Benefits	13,091	13,887	14,856	969
2100 Travel & Trans of Persons	129	200	250	50
<b>Total</b>	<b>50,030</b>	<b>53,177</b>	<b>57,069</b>	<b>3,892</b>

## **DIPLOMATIC PROGRAMS: OVERSEAS PROGRAMS**

**African Affairs**  
**Conflict Stabilization Operations**  
**East Asian and Pacific Affairs**  
**European and Eurasian Affairs**  
**Foreign Service National Separation Liability Trust Fund**  
**Office Of International Conferences**  
**International Organization Affairs**  
**Medical Services**  
**Near Eastern Affairs**  
**Post Assignment Travel**  
**South And Central Asian Affairs**  
**Western Hemisphere Affairs**  
**Public Diplomacy**

# BUREAU OF AFRICAN AFFAIRS

## *Resource Summary*

(\$ in thousands)

Bureau of African Affairs (AF)	FY 2022 Actual	FY 2023 Adjusted Enacted	FY 2024 Request	Change from FY2023 Adjusted Enacted
African Affairs	361,525	350,146	382,370	32,224
Positions	969	969	982	13

---

## WHO WE ARE & WHY IT MATTERS

---

The United States is committed to strengthening its partnership with Africa. The Bureau of African Affairs (AF) implements the Administration's foreign policy objectives across 49 countries in Sub-Saharan Africa (SSA) through 46 U.S. missions and 5 constituent posts. AF's initiatives across the region promote inclusive, sustainable country-led development to advance peace, strengthen democracy, and address post-pandemic challenges.

One of the Bureau's key objectives is the revitalization of the diplomatic and development workforce and infrastructure in a diverse, inclusive, equitable, and accessible manner. AF's overseas International Cooperative Administrative Support Services (ICASS) platform is challenged by the need to meet both its programmatic and support requirements; this is especially true of its provision of support to other agencies that have rapidly expanded their presences in Africa to meet the Administration's growing foreign policy priorities. Attaining adequate staffing levels and maintaining a robust cadre of management personnel is imperative to meeting the Administration's goals and objectives in the region.

Although the African continent continues to lag on most development indicators, there are opportunities as Africa responds to and recovers from the COVID-19 pandemic. Africans are increasingly calling for democratization and improved governance, as well as global partnerships to spur economic growth. The Department's ability to support and influence mutually beneficial change will set a positive trajectory for U.S. diplomatic and economic efforts throughout the region. Conversely, failure to capitalize on these openings will cede influence to the United States' strategic competitors.

AF's efforts had contributed to demonstrable advances toward U.S. policy goals prior to the pandemic. However, these gains are fragile and there has been some notable backsliding. In many countries, corruption is endemic and state institutions remain weak. State Department efforts must address the democratic deficiencies that contribute to transnational threats and weaken African prospects for development and economic growth.

The Bureau will continue to promote African economic development and U.S. commercial interests through embassy deal teams, reform efforts, and advisory services for emerging or liberalizing sectors and the new African Continental Free Trade Area. In addition, the Department will continue to implement Prosper Africa, Power Africa, the new digital initiative, and programs to combat the climate crisis and advance women's economic empowerment.

AF's efforts contribute to demonstrable advances toward U.S. policy goals. However, in many countries, corruption remains endemic and state institutions are often weak. State Department efforts aim to address these democratic deficiencies that contribute to transnational threats and weaken African prospects for development and economic growth.

## BUREAU OF AFRICAN AFFAIRS

Successfully countering state fragility, conflict, transnational terrorism, and crime will produce increased prosperity and security in the United States and in African countries. However, despite some progress and positive achievements, there continue to be security and stability challenges in SSA. AF will continue to work toward:

- Somalia’s stabilization and fight against al-Shabaab;
- ending violence in Ethiopia, Nigeria, the Democratic Republic of Congo, and South Sudan; and,
- diminishing the threat posed by various terrorist groups in the Sahel, Mozambique, and the Lake Chad Region.

In addition, AF will work with the interagency and participant countries in Coastal West Africa and Mozambique to implement 10-year strategies promoting resilience under the Global Fragility Act’s Strategy to Prevent Conflict and Promote Stability. AF will also enhance cooperation with African littoral states to address maritime and environmental challenges in the Atlantic Basin.

AF will continue to cooperate within the Department, with African counterparts, as well as with other stakeholders throughout Sub-Saharan Africa to enhance health security, respond to humanitarian crises, and curtail the drug, human, wildlife, and arms trafficking that fuel terrorist networks.

The Bureau will also continue to work with the Sudanese civilian-led transitional government to achieve an end to conflict and implement economic and political reforms. Funding for South Sudan will support efforts aimed at ending violence, building the capacity of an independent press, and further advancing key aspects of the peace agreement, including transitional justice.

---

---

### BUREAU STRATEGIC GOALS

---

---

1. Advance peace and security in Sub-Saharan Africa through U.S. leadership and new and revitalized alliances and partnerships to build resilience to address challenges in security, stability, and democracy.
2. Increase mutually beneficial economic growth, trade, and investment.
3. Strengthen democracy, uphold universal values, and promote human dignity.
4. Build Africa’s resilience to meet post-pandemic challenges and promote inclusive development.

To view more of the bureau strategy, please visit <https://www.state.gov/joint-regional-strategies/>.

---

---

### JUSTIFICATION OF REQUEST

---

---

The FY 2024 Request is \$382.4 million, which is \$32.2 million above the FY 2023 Adjusted Enacted level. The Budget includes:

- \$9.2 million for annualization of the 2023 American Pay Raise, the 2024 American Pay Raise, and annualization of FY 2023 New Positions.
- \$9.9 million for locally employed (LE) Staff Wage, Overseas Price Inflation, and a Real Property Working Capital Fund (WCF) adjustment.
- \$13.1 million program increase, with \$6.1 million to support 13 new positions and \$7.0 million to support IT Working Capital Fund (WCF) adjustments.

## BUREAU OF AFRICAN AFFAIRS

The Department's locally employed staff (LES) are the backbone and continuity of its overseas operations. They play a pivotal role in developing relationships with local contacts that assist State in implementing its ambitious agenda and executing US foreign policy. Over recent years, inflation has hit host-nations much harder than it has domestically. This has eroded overseas salaries, directly impacting the LE workforce's purchasing power and creating financial hardships among them. As local employers increase local wages to keep pace with inflation, AF must do the same to remain competitive within each local job market in order to avoid losing these key human assets. To address this, the Request includes \$7.3 million in LE wage increase resources to offer competitive wages and retain the Bureau's LE workforce.

FY 2024 funding will be used to address emerging and pressing needs in the Sub-Saharan African region. The State Department expects recovery from COVID-19 will remain a preoccupation for Africa, given the lingering economic, political, and social impacts of the pandemic. The continent continues to look to the United States as a leader in health, and U.S. efforts to enhance health security will continue to pay dividends.

Bureau efforts will promote development, environmental sustainability, democratic progress, rule of law, and efforts to combat the growing threat posed by climate change. In addition, AF will work to help end the continent's deadliest conflicts and support economic and political independence in the face of undue foreign influence. Accomplishing these objectives will require strong partnerships on the continent, investment in civil society, and enhanced cooperation with U.S. partners.

### **Diplomatic Program New USDH Positions: \$6.1 million**

The FY 2024 Request includes support for 13 new U.S. Direct Hire (USDH) positions, including 10 overseas positions and 3 domestic staff. Funding will be applied to the salaries, start-up expenses, and recurring costs associated with these positions.

Russia and the People's Republic of China (PRC) increasingly seek to expand their influence in Africa by financing infrastructure projects, increasing trade and investment, and strengthening security cooperation. Advancing the United States' diplomatic agenda and implementing innovative, effective foreign assistance programs depends on AF's personnel. When filled, the additional positions supported by the FY 2024 Request will enhance the Department's ability to counter the PRC's influence in Africa, promote development, and carry out critical reporting and diplomatic functions.

The additional positions will provide human rights outreach, support rules-based economic systems that attract domestic and foreign capital, and leverage trade preferences under agreements, such as the African Growth and Opportunity Act (AGOA). Some of the requested positions will focus on helping African countries recover from the COVID-19 pandemic. The resulting combination of improved livelihoods and more accountable, rules-based governments will further promote stability, thereby reinforcing broader security objectives. AF's approach advances U.S. interests and places democracy, prosperity, and security as the benchmarks for a successful U.S.-Africa partnership.

DoD, USAID, and CDC's expanded presence across Africa in recent years has been vital to the pursuit of US interests in the health, security, and development arenas. However, ICASS staffing has not kept up with this growth and is overstretched. Accordingly, AF has prioritized ICASS staffing relative to other policy needs across the region.

The security posture continues to deteriorate across the continent. An increase in violence and instability in several African regions threatens significant U.S. economic interests. AF has managed sixteen evacuations since 2015. AF posts also struggle with security and management controls vulnerabilities, with Foreign Service Officers at AF posts taking on more responsibilities than they should just to accomplish the mission.

## BUREAU OF AFRICAN AFFAIRS

### **New WCF Charges Beginning in FY 2024 for IT Services and Products: \$7.0 million**

The FY 2024 Request includes additional funds to address cost increases for IT products and services provided to AF through the WCF with the aim of advancing workforce agility and Department modernization. Products and end-user services funded through IRM WCF include: GO mobile; Go virtual; ClassNet Endpoint; End-User Device & Support (EUD); and other end-user support.

### *Detailed Resource Summary*

Bureau of African Affairs (AF)	Positions					Funds (\$ in thousands)		
	American			FSN	Pos	Bureau Managed	American Salaries	Funds Total
	CS	FS Dom	Overseas		Total			
FY 2022 Actual	89	83	797	347	1,316	217,469	144,056	361,525
FY 2023 Adjusted Enacted	89	83	797	366	1,335	189,355	160,791	350,146
FY 2024 Built-in Changes								
Annualization of 2023 American Pay Raise	-	-	-	-	-	-	1,401	1,401
Annualization of FY 2023 New Positions	-	-	-	-	-	-	916	916
2024 American Pay Raise	-	-	-	-	-	949	5,970	6,919
LE Staff Wage Increase	-	-	-	-	-	7,283	-	7,283
Overseas Price Inflation	-	-	-	-	-	1,464	-	1,464
Real Property WCF Adjustment	-	-	-	-	-	1,104	-	1,104
Total Built-in Changes	-	-	-	-	-	10,800	8,287	19,087
FY 2024 Current Services	89	83	797	366	1,335	200,155	169,078	369,233
FY 2024 Program Changes								
New US Direct Hire Positions Request	2	-	11	-	13	4,729	1,408	6,137
IRM WCF Charges-IT Services	-	-	-	-	-	7,000	-	7,000
Total Program Changes	2	-	11	-	13	11,729	1,408	13,137
FY 2024 Request	91	83	808	366	1,348	211,884	170,486	382,370

## BUREAU OF AFRICAN AFFAIRS

### *Staff and Funds by Domestic Organization Units*

(\$ in thousands)

Bureau of African Affairs (AF)	FY 2022 Actual			FY 2023 Adjusted Enacted			FY 2024 Request			Increase/ Decrease		
	Am	FSN	Funds	Am	FSN	Funds	Am	FSN	Funds	Am	FSN	Funds
Assistant Secretary for African Affairs	21	-	7,306	21	-	7,133	21	-	7,775	-	-	642
Office of Central African Affairs	15	-	2,658	15	-	2,967	14	-	3,146	(1)	-	179
Office of East African Affairs	17	-	2,411	17	-	2,691	16	-	2,853	(1)	-	162
Office of Economic and Regional Affairs	18	-	2,004	18	-	2,237	18	-	2,372	-	-	135
Office of Executive Director	45	-	7,561	45	-	7,171	46	-	7,867	1	-	696
Office of Security Affairs	15	--	2,750	15	-	3,069	16	-	3,254	1	-	185
Office of Southern African Affairs	16	-	2,909	16	-	3,247	16	-	3,443	-	-	196
Office of West African Affairs	19	-	2,878	19	-	3,212	19	-	3,406	-	-	194
Special Envoy for Sudan and South Sudan	9	-	4,645	9	-	4,672	9	-	5,057	-	-	385
<b>Total</b>	<b>175</b>	<b>-</b>	<b>35,122</b>	<b>175</b>	<b>-</b>	<b>36,399</b>	<b>175</b>	<b>-</b>	<b>39,173</b>	<b>-</b>	<b>-</b>	<b>2,774</b>

### *Staff and Funds by Post*

(\$ in thousands)

Bureau of African Affairs (AF)	FY 2022 Actual			FY 2023 Adjusted Enacted			FY 2024 Request			Increase/ Decrease		
	Am	FSN	Funds	Am	FSN	Funds	Am	FSN	Funds	Am	FSN	Funds
Africa Regional Services, Paris	-	-	649	-	-	724	-	-	768	--	-	44
Angola, Luanda	23	7	4,684	22	7	4,750	22	7	5,136	-	-	386
Benin, Cotonou	12	5	6,160	12	5	5,755	12	5	6,335	-	-	580
Botswana, Gaborone	18	4	4,604	18	4	4,662	18	4	5,042	-	-	380
Burkina Faso, Ouagadougou	11	5	6,480	13	5	6,136	13	5	6,735	-	-	599
Burundi, Bujumbura	13	6	3,450	13	6	3,361	13	6	3,666	-	-	305
Cabo Verde, Praia	6	7	2,506	6	7	2,301	6	7	2,543	-	-	242
Cameroon, Yaounde	22	11	7,057	21	11	6,904	23	11	7,523	2	-	619
Central Afr Rep., Bangui	3	5	2,398	5	5	2,179	5	5	2,414	-	-	235
Chad, N'Djamena	14	4	6,718	15	4	6,406	15	4	7,020	-	-	614
Cote d'Ivoire, Abidjan	24	14	10,726	25	14	10,522	25	14	11,458	-	-	936
Dem. Rep of Congo, Kinshasa	32	10	11,087	31	10	11,078	31	10	12,016	-	-	938
Djibouti (Rep. Of), Djibouti	13	6	6,285	13	6	5,901	13	6	6,489	-	-	588
Equatorial Guinea, Malabo	8	12	3,359	7	12	3,255	7	12	3,554	-	-	299

## BUREAU OF AFRICAN AFFAIRS

Bureau of African Affairs (AF)	FY 2022 Actual			FY 2023 Adjusted Enacted			FY 2024 Request			Increase/ Decrease		
	Am	FSN	Funds	Am	FSN	Funds	Am	FSN	Funds	Am	FSN	Funds
Eritrea, Asmara	9	4	5,015	10	4	4,770	10	4	5,230	-	-	460
Eswatini, Mbabane	9	2	4,116	9	2	3,975	9	2	4,343	-	-	368
Ethiopia, Addis Ababa	36	13	6,675	35	13	6,848	35	13	7,386	-	-	538
Gabon, Libreville	14	4	8,722	14	4	8,255	14	4	9,061	-	-	806
Gambia, Banjul	7	2	3,081	6	2	2,947	6	2	3,228	-	-	281
Ghana, Accra	22	13	6,877	21	13	6,562	21	13	7,189	-	-	627
Guinea, Conakry	15	7	3,541	16	7	3,463	16	7	3,774	-	-	311
Kenya, Nairobi	41	22	9,658	42	22	9,311	43	22	10,178	1	-	867
Lesotho, Maseru	8	5	3,293	7	5	3,183	7	5	3,477	-	-	294
Liberia, Monrovia	10	7	7,405	10	7	6,771	10	7	7,491	-	-	720
Madagascar, Antananarivo	14	6	6,858	14	6	6,683	14	6	7,288	-	-	605
Malawi, Lilongwe	10	5	3,695	11	5	3,638	11	5	3,959	-	-	321
Mali, Bamako	13	9	4,031	13	9	4,021	13	9	4,363	-	-	342
Mauritania, Nouakchott	12	6	4,338	13	6	4,240	13	6	4,621	-	-	381
Mauritius, Port Louis	8	5	4,001	7	5	3,845	7	5	4,206	-	-	361
Mozambique, Maputo	19	5	5,318	18	5	5,334	18	5	5,781	-	-	447
Namibia, Windhoek	16	9	4,704	16	28	4,773	16	28	5,160	-	-	387
Niger, Niamey	14	7	8,559	14	7	8,073	14	7	8,868	-	-	795
Nigeria, Abuja	23	12	11,545	22	12	10,751	24	12	11,844	2	-	1,093
Nigeria, Lagos	22	5	6,004	21	5	5,724	22	5	6,273	1	-	549
Rep. Of the Congo, Brazzaville	8	2	6,127	9	2	5,604	9	2	6,199	-	-	595
Rwanda, Kigali	14	6	4,529	14	6	4,446	14	6	4,841	-	-	395
Senegal, Dakar	24	7	8,929	23	7	8,753	23	7	9,534	-	-	781
Seychelles, Victoria	-	-	2,593	-	-	2,407	-	-	2,654	-	-	247
Sierra Leone, Freetown	14	7	4,502	15	7	4,419	15	7	4,812	-	-	393
Somalia, Mogadishu	7	-	17,218	7	-	14,992	7	0	16,776	-	-	1,784
South Africa, Capetown	8	4	3,493	8	4	3,407	8	4	3,715	-	-	308
South Africa, Durban	6	2	5,946	6	2	5,654	6	2	6,199	-	-	545
South Africa, Johannesburg	8	9	5,226	8	9	4,850	8	9	5,347	-	-	497
South Africa, Pretoria	74	12	27,849	73	12	27,841	76	12	30,195	3	-	2,354
Southern Sudan, Juba	7	-	2,036	8	-	1,773	8	-	1,984	-	-	211
Sudan, Khartoum	20	6	13,752	20	6	12,882	21	6	14,173	1	-	1,291
Tanzania, Dar-es-Salaam	22	7	4,631	22	7	4,556	24	7	4,958	2	-	402
Togo, Lome	11	7	3,989	12	7	3,969	12	7	4,309	-	-	340
Uganda, Kampala	15	18	6,249	15	18	5,857	15	18	6,443	-	-	586



## BUREAU OF AFRICAN AFFAIRS

Bureau of African Affairs (AF)	FY 2022 Actual			FY 2023 Adjusted Enacted			FY 2024 Request			Increase/ Decrease		
	Am	FSN	Funds	Am	FSN	Funds	Am	FSN	Funds	Am	FSN	Funds
Zambia, Lusaka	18	7	8,123	17	7	7,854	18	7	8,580	1	-	726
Zimbabwe, Harare	17	9	7,612	17	9	7,382	17	9	8,059	-	-	677
<b>Total</b>	<b>794</b>	<b>347</b>	<b>326,403</b>	<b>794</b>	<b>366</b>	<b>313,747</b>	<b>807</b>	<b>366</b>	<b>343,197</b>	<b>13</b>	<b>-</b>	<b>29,450</b>

### *Funds by Object Class*

(\$ in thousands)

Bureau of African Affairs (AF)	FY 2022 Actual	FY 2023 Adjusted Enacted	FY 2024 Request	Increase/ Decrease
1100 Personnel Compensation	230,518	229,399	249,039	19,640
1200 Personnel Benefits	63,709	62,148	67,761	5,613
2100 Travel & Trans of Persons	4,757	4,142	4,635	493
2200 Transportation of Things	4,437	3,863	4,323	460
2300 Rents, Comm & Utilities	17,693	15,406	17,239	1,833
2500 Other Services	13,321	11,599	12,979	1,380
2600 Supplies and Materials	13,416	11,681	13,071	1,390
3100 Personal Property	11,431	9,953	11,137	1,184
4100 Grants, Subsidies & Contributions	2,243	1,955	2,186	231
<b>Total</b>	<b>361,525</b>	<b>350,146</b>	<b>382,370</b>	<b>32,224</b>

### *Funds by Joint Strategic Plan (JSP) 2022-2026*

(\$ in thousands)

Bureau of African Affairs (AF)	FY 2022 Actual	FY 2023 Adjusted Enacted	FY 2024 Request	FY 2024 Requested vs. FY 2023 Adjusted Enacted
1.1: Strengthen global health security combat infectious disease threats	22,286	21,556	23,546	1,990
1.2: Secure ambitious climate mitigation and adaptation outcomes	27,893	26,977	29,469	2,492
1.3: Reinvigorate U.S. humanitarian leadership and provide lifesaving protection	9,453	9,163	10,004	841
1.4: Lead allies and partners to address shared challenges [and competitors]	82,080	79,508	86,823	7,315
1.5: Enhance foreign publics understanding of and support for values	11,607	11,294	12,321	1,027

## BUREAU OF AFRICAN AFFAIRS

Bureau of African Affairs (AF)	FY 2022 Actual	FY 2023 Adjusted Enacted	FY 2024 Request	FY 2024 Requested vs. FY 2023 Adjusted Enacted
2.1: Promote a global economy that creates opportunities for all Americans	29,336	28,415	31,029	2,614
2.2: Support inclusive and sustainable economic growth and opportunity	26,221	25,396	27,733	2,337
2.3: Support U.S. technological leadership strengthen competitiveness	5,170	5,054	5,508	454
2.4: Strengthen U.S. and global resilience to economic technological and environmental challenges	17,586	17,011	18,582	1,571
3.1: Promote good governance and defend strong accountable and resilient democracy	22,908	22,179	24,222	2,043
3.2: Advance equity accessibility and rights for all	22,908	22,179	24,222	2,043
3.3: Prevent expose and reduce corruption	24,417	23,656	25,832	2,176
3.4: Promote a safe humane and orderly immigration and asylum system	4,140	4,014	4,382	368
3.5: Improve inclusive and equitable health education and livelihood service	37,087	35,837	39,155	3,318
5.1: Support and serve American citizens traveling or residing abroad	10,153	9,878	10,777	899
5.2: Advance U.S. interests by facilitating legitimate travel to and from the region	8,280	8,029	8,765	736

# CONFLICT STABILIZATION OPERATIONS

## *Resource Summary*

(\$ in thousands)

Conflict Stabilization Operations (CSO)	FY 2022 Actual	FY 2023 Adjusted Enacted	FY 2024 Request	Change from FY2023 Adjusted Enacted
Conflict Stabilization Operations	27,207	29,243	30,778	1,535
Positions	112	112	113	1

---

## WHO WE ARE & WHY IT MATTERS

---

The U.S. Department of State's Bureau of Conflict and Stabilization Operations (CSO) is charged with leading the formulation and implementation of U.S. conflict prevention, resolution, and stabilization strategies, policies, and programs. At present, the threat of instability is increasing as democratic backsliding, the lingering effects of the COVID-19 pandemic, the climate crisis, gender inequality, food insecurity, and a dramatic rise in the number of refugees place additional pressure on political systems and the social fabric of countries around the world. It is in the national security interest of the United States to have secure, stable, and prosperous partners.

Investing in early warning and conflict prevention can decrease the influence of malign actors, increase a country's resilience to challenges, and save lives and property. Preventive measures are far less costly to U.S. taxpayers than crisis response efforts, and even relatively small investments in fragile states can pay dividends for larger U.S. interests, such as countering the malign influence of the People's republic of China (PRC) and Russia. Reflecting on the hard lessons learned over the past 20 years, Congress called on the executive branch to invest in early warning, engage in conflict prevention, and address the root causes of instability. CSO is leading these efforts for the State Department.

CSO places a priority on conflict prevention. In support of the Department's regional bureaus, CSO advances State's ability to focus on prevention through analysis, policy recommendations, and programs. Traditional tools of diplomacy, especially when siloed, can prove insufficient to address the root causes of conflict and the drivers of instability. Given that, CSO pioneers new approaches to breaking cycles of conflict. In order to achieve better outcomes, the United States must use approaches that are fit for purpose. CSO brings to this work the ability to innovate in the face of new challenges, utilizing deep subject matter expertise and technical capabilities that support the Department's diplomats in complex environments.

Playing a significant convening and collaborating role, CSO leads and integrates the efforts of many stakeholders to cut across stovepipes, leverage Department and interagency resources, and draw together many perspectives on addressing instability. As highlighted in the Joint Strategic Plan (JSP), by leveraging bilateral partnerships, multilateral relationships, and local stakeholders at the country level, CSO acts as a force multiplier to prevent and mitigate conflict more effectively.

CSO's Functional Bureau Strategy (FBS) review identified fundamental challenges to measuring success. Because prevention outcomes are often years in the making, it is difficult to demonstrate the impact of the Bureau's work in the short term. In addition, even when strategic successes do emerge, they are due to a wide range of factors, and direct attribution often is not possible.

While acknowledging these uncertainties, CSO reports on long-term successes when they occur and uses interim criteria to assess progress. Long-term successes could include increases in compliance with the provisions of

## CONFLICT STABILIZATION OPERATIONS

peace agreements and the establishment of effective ceasefires, which in some cases are supported by CSO's Negotiations Support Unit. The Unit's experts advise U.S. ambassadors, special envoys, and other negotiators on every stage of peace processes and complex political negotiations. To assess near-term progress, CSO tracks the extent to which negotiators make use of its subject matter expertise.

As part of CSO's leadership in implementing the Global Fragility Act (GFA), CSO and the Office of U.S. Foreign Assistance Resources (F) established robust monitoring, evaluation, and learning metrics that will tackle the challenges of "measuring" prevention.

---

### BUREAU STRATEGIC GOALS

---

1. Advance U.S. policy priorities to prevent and resolve violence and conflict, promote stability, and address fragility in regions of U.S. national priority.
2. Harness data analytics and technical expertise to anticipate and address root causes of violence, conflict, and instability, promote conflict resolution, and enable agile foreign policy decision-making.
3. Enhance the efficiency and effectiveness of stabilization-related diplomatic and programmatic interventions through the increased use of deployed stabilization advisors.

To view more of the bureau strategy, please visit <https://www.state.gov/functional-bureau-strategies/>.

---

### JUSTIFICATION OF REQUEST

---

The FY 2024 Request is \$30.8 million, an increase of \$1.5 million over the FY 2023 Adjusted Enacted level. The Budget includes an increase of: \$194,000 to support one new Civil Service position, which will provide subject matter expertise on negotiations in the CSO's Negotiations Support Unit (NSU); \$110,000 for the Bureau's funding for Information Technology (IT) Modernization and Working Capital Fund (WCF) initiatives; \$220,000 to fund the Real Property WCF adjustment; and \$1 million for the projected 2024 pay raise, the annualization of the 2023 pay raise, and annualization of potential new FY 2023 positions.

The new NSU position will advance the Department's efforts to support locally driven solutions to instability and promote the meaningful participation of women in peace accord implementation (JSP Objective 1.4). U.S. diplomats are tasked with advancing U.S. interests during complex negotiations in conflict-affected countries, but few have specialized expertise in these negotiations processes. This position will expand the Unit that provides these diplomats with expert advice on the process, strategy, and substance of negotiations. By increasing CSO's permanent capacity for practice-based technical expertise and advanced data analytics (FBS Objective 2.2), the result will be improved U.S. engagement in local and national peace processes, complex political negotiations, and peace process implementation.

The additional funding requested for IT Modernization and WCF initiatives will support the Department's overall technological advancements and will aid the bureau in its GFA implementation efforts (FBS Objective 1.1).

# CONFLICT STABILIZATION OPERATIONS

## *Detailed Resource Summary*

Conflict Stabilization Operations (CSO)	Positions					Funds (\$ in thousands)		
	American			FSN	Pos Total	Bureau Managed	American Salaries	Funds Total
	CS	FS Dom	Overseas					
FY 2022 Actual	93	14	5	-	112	11,128	16,079	27,207
FY 2023 Adjusted Enacted	93	14	5	-	112	9,805	19,438	29,243
FY 2024 Built-in Changes								
Annualization of 2023 American Pay Raise	-	-	-	-	-	-	140	140
Annualization of 2023 New Positions	-	-	-	-	-	-	209	209
2024 American Pay Raise	-	-	-	-	-	70	592	662
Real Property WCF Adjustment	-	-	-	-	-	220	-	220
Total Built-in Changes	-	-	-	-	-	290	941	1,231
FY 2024 Current Services	93	14	5	-	112	10,095	20,379	30,474
FY 2024 Program Changes								
IT WCF Increases	0	0	0	0	-	110	-	110
Negotiations Support Unit	1	0	0	0	1	82	112	194
Total Program Changes	1	0	0	0	1	192	112	304
FY 2024 Request	94	14	5	-	113	10,287	20,491	30,778

## *Funds by Object Class*

(\$ in thousands)

Conflict Stabilization Operations (CSO)	FY 2022 Actual	FY 2023 Adjusted Enacted	FY 2024 Request	Increase/ Decrease
1100 Personnel Compensation	12,234	14,425	15,201	776
1200 Personnel Benefits	5,514	6,484	6,833	349
2100 Travel & Trans of Persons	2,003	1,765	1,852	87
2300 Rents, Comm & Utilities	1,337	1,177	1,235	58
2400 Printing & Reproduction	111	98	103	5
2500 Other Services	3,783	3,334	3,498	164
2600 Supplies and Materials	333	294	308	14
3100 Personal Property	1,001	882	925	43
4100 Grants, Subsidies & Contributions	891	784	823	39
<b>Total</b>	<b>27,207</b>	<b>29,243</b>	<b>30,778</b>	<b>1,535</b>

# BUREAU OF EAST ASIAN AND PACIFIC AFFAIRS

## *Resource Summary*

(\$ in thousands)

Bureau of East Asian and Pacific Affairs (EAP)	FY 2022 Actual	FY 2023 Adjusted Enacted	FY 2024 Request	Change from FY2023 Adjusted Enacted
East Asian and Pacific Affairs	307,343	330,414	374,365	43,951
Positions	940	977	1,011	34

---

## WHO WE ARE & WHY IT MATTERS

---

Strengthening the United States' long-term position and commitment to the Indo-Pacific region is a top priority for the Biden-Harris Administration. The region, stretching from the U.S. Pacific coastline to the Indian Ocean, is home to more than half of the world's population, nearly two-thirds of the world's economy, and seven of the world's largest militaries. More members of the U.S. military overseas are based in the region than in anywhere else in the world. The region supports more than three million American jobs and is the source of nearly \$900 billion in foreign direct investment in the United States. In the years ahead its influence will only grow – as will its importance to the United States.

The Bureau of East Asian and Pacific Affairs (EAP) is comprised of 45 embassies and consulates, the U.S. Mission to the Association of Southeast Asian Nations (ASEAN), and the American Institute in Taiwan. Located in 24 countries, ranging from Mongolia through East Asia to Australia and the Pacific Islands, EAP's Diplomatic Programs (DP) funding supports 977 Foreign and Civil Service positions overseas and domestically.

The EAP portfolio includes all but five countries of the broader Indo-Pacific and is home to the People's Republic of China (PRC). While strategic competition between the United States and the PRC is global, the EAP region includes most of the frontline states, and is the focus of the PRC's growing ambitions.

State's Bureau of East Asian and Pacific Affairs (EAP) advances vital United States national interests in the region across a number of sectors, including by: investing in democratic institutions; advancing a free press and a vibrant civil society; improving fiscal transparency to expose corruption and drive reform; advocating for the protection of the region's seas and skies; and advancing common approaches to critical and emerging technologies, the internet, and cyberspace.

EAP is working to build connections within and beyond the region, strengthening the regional architecture through: the launch of Partners in the Blue Pacific; the elevation of the U.S.-ASEAN Relationship to a Comprehensive Strategic Partnership; and the acceleration of cooperation with allies and partners. These outcomes are being achieved by combining long-standing relationships with new flexible groupings and dialogues, such as the Quad (Australia, India, Japan, and the United States) and the U.S.-EU Indo-Pacific Consultations.

EAP's work also helps drive regional prosperity through its role in:

- the launch of the Indo-Pacific Economic Framework for Prosperity with 13 regional partners;
- the United States' APEC host year; the U.S.-Taiwan Initiative on 21st Century Trade;
- expanded economics-focused work in the Quad; and,

## BUREAU OF EAST ASIAN AND PACIFIC AFFAIRS

- the Just Energy Transition Partnerships with Indonesia and Vietnam.

---

### BUREAU STRATEGIC GOALS

---

1. Expand and strengthen alliances and partnerships with countries and institutions to advance a more resilient, prosperous, and secure Indo-Pacific region.
2. Respond to and address the global challenges that undermine the region's security and prosperity.
3. Prevent, reduce, and defend against the full spectrum of current and emerging security threats by enhancing regional coordination and capacity.
4. Strengthen democracy in the region; promote equity, accessibility, human rights; and advance transparent, accountable governance that works in the public interest.
5. Advance more inclusive and sustainable growth and promote free, fair, and open trade and transparent investment that improves the lives of Americans and people around the world.
6. Implement a comprehensive strategy to harness our national strengths and our unmatched network of allies and partners and shape the strategic environment around Beijing to advance our vision for an open, inclusive international system.
7. Align and manage personnel and resources to implement strategic priorities and to ensure effectiveness and accountability.

To view more of the bureau strategy, please visit <https://www.state.gov/joint-regional-strategies/>

---

### JUSTIFICATION OF REQUEST

---

The FY 2024 Request of \$374.4 million is an increase of \$44.0 million above the FY 2023 Adjusted Enacted level. The Budget increase supports \$16.6 million of current service adjustments, including funding for the American pay raises; \$5.6 million to increase base funding for locally employed (LE) staff wage increases; regularizing this increase to the base will slow the salary erosion that impedes execution of the Indo-Pacific Strategy (IPS) programs. The remaining \$27.3 million will support program changes in the execution of the IPS and efforts to compete with the PRC.

#### **Strategic Competition with PRC: \$2.2 million**

EAP established the Office of China Coordination in December of 2022. Also known as “China House,” the Office will ensure the U.S. government is able to responsibly manage competition with the PRC and advance its vision for an open, inclusive international system.

China House is a key component of the Secretary’s modernization agenda, which is focused on equipping State to meet the challenges and seize the opportunities the United States will face in the decade ahead. The Secretary and Department leadership are committed to ensuring the United States has the talent, tools, and resources to successfully execute policy and strategy initiatives in addressing the PRC as the most complex and consequential geopolitical challenge the country currently faces. To achieve this, the Office brings together a group of China experts from throughout the Department and beyond to work with colleagues from every regional bureau, as well as experts in international security, economics, technology, multilateral diplomacy, and strategic communications. Utilizing these resources, China House will serve as a resource for the entire inter-agency community.

## BUREAU OF EAST ASIAN AND PACIFIC AFFAIRS

EAP also manages the Regional China Officer (RCO) program, which is the forward-deployed element of China House. Consisting of 19 China experts posted in every region of the world, the RCO program supports the Department's global network of "China Watchers" at all diplomatic posts in tracking and countering problematic PRC behavior around the world. In order to help the U.S. government, third countries, and foreign publics better understand and respond to PRC provocation, RCOs engage in reporting, messaging and outreach, and program implementation. The RCOs serve in the role of integrated service providers to other regional bureaus, providing an in-house China resource to posts, bureaus, and the interagency. Unsurprisingly, demand for new RCOs and additional programmatic resources for deployment by the RCOs has grown exponentially over the last three years.

### **ASEAN: \$500,000**

To complement the United States' top-level political support for promoting peace and stability in the South China Sea, the Department will promote increased cooperation with ASEAN in areas of maritime economy and environment, maritime security, and maritime law. These efforts will also afford the U.S. greater engagement with ASEAN on Illegal, Unreported, and Unregulated (IUU) fishing, a priority issue for many ASEAN member states and the subject of new U.S. policy to keep IUU-caught products from entering the U.S. market.

Countering PRC provocation and disruptive behavior and bolstering ASEAN resolve to advance a principled approach to the South China Sea are crucial to promoting adherence to international rules and standards. Through participation in various ASEAN mechanisms,<sup>1</sup> opportunities will be gained to enhance maritime security cooperation by co-chairing and participating in workshops, exercises, and working groups that support U.S. maritime policy.

### **U.S. Direct Hires: \$17.4 million, including 34 new positions**

Since 2021 the Department has realigned 82 U.S. direct hire (USDH) employees to EAP. The FY 2024 Request funds an additional 34 USDH to support: overseas Political/Economic and Executive Office units; the ICASS management platform; and domestic positions to respond to the workload surge tied to overseas growth.

The Budget reflects the President's and the Secretary's objectives of increased strategic engagement in the Indo-Pacific and stronger push back against the PRC's assertive influence. As the PRC increases its economic investments and diplomatic presence in the region, the U.S. must work collectively with allies and likeminded partners to provide Indo-Pacific countries with practical alternatives that prioritize freedom, independence, and security.

EAP's posts have faced difficulties in this regard. The 34 new positions funded by the FY 2024 Request are a key component to meeting critical regional challenges on initiatives that are expected to receive particular attention over the next decade, such as those addressing:

- cybersecurity;
- 5G;
- water issues;
- climate change;
- health;
- energy; and,

---

<sup>1</sup> Examples include the ASEAN Regional Forum (ARF), ASEAN Defence Ministers' Meeting Plus (ADMM-Plus), the Expanded ASEAN Maritime Forum (EAMF), and the East Asia Summit (EAS).



## BUREAU OF EAST ASIAN AND PACIFIC AFFAIRS

- expanding the United States' Indo-Pacific presence.

Political Officer positions in places like Timor-Leste and Japan would enhance coordination with the global partner groups like the Quad and AUKUS (Australia, the U.K., and the United States), while increased attention to climate issues would come from new positions in places like Cambodia, Papua New-Guinea, and the U.S. Mission to ASEAN.

### **Locally Employed Staff: \$2.3 million**

The FY 2024 Request funds 68 additional LE staff positions and one Eligible Family Member (EFM) position. This number of LE will adequately align support staff with the growing numbers of new initiatives and USDH positions. Of the 69 new LE staff and EFM positions, 52 will be working on ICASS. The ICASS cohort will manage the expanding presence – both new facilities and USG staff – across the regional platform as follows:

- 11 new positions to support the full suite of operations in Mission China, including Beijing, Wuhan, and Guangzhou;
- 14 for the new consulate compound in Chiang Mai, Thailand;
- 5 for the new embassy compound opening in Bangkok; and,
- 22 to ensure the service platforms around the region keep pace with the growing presence of State and other agency staff.

The remaining 17 new positions requested will support reporting duties for Political and Economic Officers across the region. This includes two new Political Section positions each for the growing mission in Papua New Guinea, the new mission in the Solomon Islands, and future island missions. Local staff provide invaluable national and regional expertise; much needed reporting at posts; and continuity and support across Foreign Service transfers.

### **Pacific Island Embassies: \$3 million**

To advance United States' Indo-Pacific Strategy released in February 2022 and the Pacific Partnership Strategy, EAP is dedicating significant resources towards expanding the Department's diplomatic engagement and presence in the region. This initiative includes establishing a new embassy in Honiara, Solomon Islands in February 2023 and the potential opening of more new embassies in the Pacific Islands of Tonga, Kiribati, and Vanuatu in 2023. Reporting officers based in the Pacific Islands will be able to cultivate a wider set of contacts, provide timely responses to requests related to U.S. policies and assistance, coordinate with like-minded partners, and gain a deeper understanding of the issues of critical importance to the United States. In addition, officers based in the new Pacific Island embassies will be able to maintain closer contact with regional counterparts.

### **Manila Regional Support Service: \$980,000**

To address the growing State and inter-agency presence throughout the region, EAP is establishing a new management services provider in Manila, the Philippines. The Manila Regional Support Service (MRSS) will provide crucial, dedicated administrative support to the United States' growing presence in the Pacific Islands and to other small posts in the region. The MRSS will enhance the agility of this expanding presence by providing focused services and reducing the need for service providers in each individual Embassy.

## BUREAU OF EAST ASIAN AND PACIFIC AFFAIRS

### **IT Working Capital Fund: \$705,000**

The IT Modernization Working Capital Fund will increase fees related to end-user devices and support for both OpenNet and ClassNet; data and voice connectivity; GO Mobile; and GO Virtual.

### **Real Property Working Capital Fund Realignment: \$361,000**

The FY 2024 Request reflects a funding realignment from the Bureau of Administration to EAP in order to cover the new Working Capital Fund charges to fund operations and maintenance (O&M) of the domestic spaces occupied by EAP, better enabling the Department to support lifecycle maintenance and repairs of buildings and shared mechanical systems.

### *Detailed Resource Summary*

Bureau of East Asian and Pacific Affairs (EAP)	Positions					Funds (\$ in thousands)		
	American			FSN	Pos Total	Bureau Managed	American Salaries	Funds Total
	CS	FS Dom	Overseas					
FY 2022 Actual	72	117	751	586	1,526	166,175	141,168	307,343
FY 2023 Adjusted Enacted	67	117	791	608	1,583	175,301	152,143	327,444
FY 2024 Base	82	124	771	608	1,585	162,119	168,295	330,414
FY 2024 Built-in Changes								
Annualization of 2023 American Pay Raise	-	-	-	-	-	-	1,350	1,350
Annualization of 2023 New Positions	-	-	-	-	-	-	1,205	1,205
2024 American Pay Raise	-	-	-	-	-	33	4,531	4,564
LE Staff Wage Increase	-	-	-	-	-	5,615	-	5,615
Overseas Price Inflation	-	-	-	-	-	2,641	-	2,641
Real Property WCF Adjustment	-	-	-	-	-	1,260	-	1,260
Total Built-in Changes	-	-	-	-	-	9,549	7,086	16,635
FY 2024 Current Services	82	124	771	608	1,585	171,668	175,381	347,049
FY 2024 Program Changes								
ASEAN	-	-	-	-	-	500	-	500
China Data Analysis	-	-	-	-	-	2,150	-	2,150
IT WCF Increases	-	-	-	-	-	705	-	705
Real Property WCF	-	-	-	-	-	361	-	361
Locally Employed Staff	-	-	-	69	69	2,250	-	2,250
M-RSS	-	-	-	-	-	980	-	980
Pacific Island Embassies	-	-	-	-	-	3,000	-	3,000

## BUREAU OF EAST ASIAN AND PACIFIC AFFAIRS

Bureau of East Asian and Pacific Affairs (EAP)	Positions					Funds (\$ in thousands)		
	American			FSN	Pos Total	Bureau Managed	American Salaries	Funds Total
	CS	FS Dom	Overseas					
USDH	2	5	27	-	34	13,295	4,075	17,370
<b>Total Program Changes</b>	<b>2</b>	<b>5</b>	<b>27</b>	<b>69</b>	<b>103</b>	<b>23,241</b>	<b>4,075</b>	<b>27,316</b>
<b>FY 2024 Request</b>	<b>84</b>	<b>129</b>	<b>798</b>	<b>677</b>	<b>1,688</b>	<b>194,909</b>	<b>179,456</b>	<b>374,365</b>

### *Staff and Funds by Domestic Organization Units* (\$ in thousands)

Bureau of East Asian and Pacific Affairs (EAP)	FY 2022 Actual			FY 2023 Adjusted Enacted			FY 2024 Request			Increase/ Decrease		
	Am	FSN	Funds	Am	FSN	Funds	Am	FSN	Funds	Am	FSN	Funds
ANP - Office of Australia, New Zealand and Pacific Island Affairs	12	--	3,257	12	-	3,804	12	-	4,152	-	-	348
CHINA - Office of Chinese Affairs	33	--	8,272	45	-	9,190	45	-	11,325	-	-	2,135
EP - Office of Economic Policy	8	--	2,905	8	-	3,392	8	-	3,733	-	-	341
EX - Executive Office	30	--	9,692	35	-	11,337	36	-	17,428	1	-	6,091
J - Office of Japan Affairs	12	--	3,276	12	-	3,828	13	-	4,203	1	-	375
KM - Office of Korean and Mongolian Affairs	15	--	4,718	16	-	5,556	16	-	5,966	-	-	410
MLA - Multilateral Affairs	12	-	2,479	10	-	2,918	10	-	4,171	-	-	1,253
MLS - Office of Mainland Southeast Asia	10	-	3,431	10	-	3,969	10	-	4,022	-	-	53
MTS - Office of Maritime of Southeast Asia	10	-	2,480	10	-	2,919	10	-	3,254	-	-	335
Office of the Assistant Secretary	17	-	5,113	19	-	6,006	19	-	6,086	-	-	80
Office of the Public Affairs Advisor	3	-	-	-	-	-	-	-	-	-	-	-
P - Office of Public Affairs	5	-	1,137	5	-	1,332	5	-	1,350	-	-	18
RSP - Office of Regional and Security Policy	22	-	4,922	24	-	5,767	27	-	6,818	3	-	1,051
TC - Office of Taiwan Coordination	-	-	235	-	-	280	2	-	618	2	-	338
<b>Total</b>	<b>189</b>	<b>-</b>	<b>51,917</b>	<b>206</b>	<b>-</b>	<b>60,298</b>	<b>213</b>	<b>-</b>	<b>73,126</b>	<b>7</b>	<b>-</b>	<b>12,828</b>

# BUREAU OF EAST ASIAN AND PACIFIC AFFAIRS

## *Staff and Funds by Post*

(\$ in thousands)

Bureau of East Asian and Pacific Affairs (EAP)	FY 2022 Actual			FY 2023 Adjusted Enacted			FY 2024 Request			Increase/ Decrease		
	Am	FSN	Funds	Am	FSN	Funds	Am	FSN	Funds	Am	FSN	Funds
Australia, Canberra	30	10	9,438	32	10	10,232	32	10	10,596	-	-	364
Australia, Melbourne	4	7	1,927	5	7	1,992	5	7	2,087	-	-	95
Australia, Perth	3	4	880	3	4	942	3	4	979	-	-	37
Australia, Sydney	9	23	2,043	9	23	2,189	9	23	2,274	-	-	85
Brunei, Bandar Seri Begawan	7	11	2,545	7	11	2,738	7	11	2,840	-	-	102
Burma, Rangoon	22	27	8,986	23	27	9,514	23	27	9,909	-	-	395
Cambodia, Phnom Penh	18	9	6,176	18	9	6,563	19	9	8,062	1	-	1,499
China, Beijing	115	44	39,304	116	46	42,551	118	48	44,165	2	2	1,614
China, Guangzhou	17	10	6,703	17	10	6,920	18	11	7,259	1	1	339
China, Hong Kong	26	2	10,323	26	2	10,765	26	2	11,979	-	-	1,214
China, Shanghai	19	4	5,293	19	4	5,567	19	5	5,815	-	1	248
China, Shenyang	10	4	3,075	10	6	3,279	10	6	4,134	-	-	855
China, Wuhan	2	12	2,127	2	14	2,125	3	23	4,032	1	9	1,907
Federated States of Micronesia, Kolonia	5	-	1,185	5	-	1,268	5	-	1,317	-	-	49
Fiji, Suva	16	16	5,186	17	28	5,417	20	30	7,887	3	2	2,470
Indonesia, ASEAN	-	-	-	-	-	-	2	3	3,268	2	3	3,268
Indonesia, Jakarta	59	32	15,673	60	32	16,829	63	30	17,093	3	(2)	264
Indonesia, Medan	2	5	594	2	5	636	2	5	1,120	-	-	484
Indonesia, Surabaya	5	11	4,181	5	11	4,219	5	11	4,446	-	-	227
Japan, Fukuoka	3	9	808	3	9	872	3	9	904	-	-	32
Japan, Nagoya	1	-	762	1	-	793	2	1	1,751	1	1	958
Japan, Naha	2	7	652	2	7	692	2	7	1,445	-	-	753
Japan, Osaka-Kobe	4	16	1,844	4	16	1,911	4	16	1,961	-	-	50
Japan, Sapporo	2	4	594	2	4	636	2	4	1,385	-	-	749
Japan, Tokyo	65	77	30,804	65	77	31,620	67	80	33,488	2	3	1,868
Laos, Vientiane	12	7	2,885	12	7	3,122	12	7	3,959	-	-	837
Malaysia, Kuala Lumpur	24	20	6,332	24	20	6,806	24	20	7,063	-	-	257
Marshall Islands, Majuro	5	1	1,707	5	1	1,777	5	1	1,859	-	-	82
Mongolia, Ulaanbaatar	13	3	3,601	13	3	3,876	13	5	4,057	-	2	181
New Zealand, Auckland	2	5	1,274	3	5	1,299	3	7	1,549	-	2	250
New Zealand, Wellington	13	4	3,625	13	4	3,983	14	7	4,266	1	3	283
Palau, Koror	3	-	1,168	4	-	1,196	4	4	1,291	-	4	95

## BUREAU OF EAST ASIAN AND PACIFIC AFFAIRS

Bureau of East Asian and Pacific Affairs (EAP)	FY 2022 Actual			FY 2023 Adjusted Enacted			FY 2024 Request			Increase/ Decrease		
	Am	FSN	Funds	Am	FSN	Funds	Am	FSN	Funds	Am	FSN	Funds
Papua New Guinea, Port Moresby	12	9	3,429	12	9	3,541	13	19	4,705	1	10	1,164
Philippines, Manila	37	42	14,990	45	46	15,404	48	51	17,676	3	5	2,272
Singapore, Singapore	21	12	5,956	21	12	6,391	21	13	6,687	-	1	296
South Korea, Busan	1	2	422	1	2	439	1	2	460	-	-	21
South Korea, Seoul	41	74	17,560	41	74	18,312	44	77	20,689	3	3	2,377
Thailand, Bangkok	57	50	10,712	58	50	11,821	59	55	13,023	1	5	1,202
Thailand, Chiang Mai	5	8	3,337	5	8	3,395	5	22	3,819	-	14	424
Timor-Leste, Dili	10	-	1,925	10	-	2,162	11	-	2,946	1	-	784
Vietnam, Hanoi	32	3	10,524	33	3	11,231	34	3	11,801	1	-	570
Vietnam, Ho Chi Minh City	15	-	4,356	16	-	4,538	16	-	4,619	-	-	81
Western Samoa, Apia	2	2	520	2	2	553	2	2	574	-	-	21
<b>Total</b>	<b>751</b>	<b>586</b>	<b>255,426</b>	<b>771</b>	<b>608</b>	<b>270,116</b>	<b>798</b>	<b>677</b>	<b>301,239</b>	<b>27</b>	<b>69</b>	<b>31,123</b>

### *Funds by Object Class*

(\$ in thousands)

Bureau of East Asian and Pacific Affairs (EAP)	FY 2022 Actual	FY 2023 Adjusted Enacted	FY 2024 Request	Increase/ Decrease
1100 Personnel Compensation	155,578	174,098	188,936	14,838
1200 Personnel Benefits	52,304	59,283	64,136	4,853
1300 Benefits Former Personnel	3	3	3	-
2100 Travel & Trans of Persons	4,290	4,185	4,899	714
2200 Transportation of Things	1,487	1,451	1,712	261
2300 Rents, Comm & Utilities	16,888	16,476	20,546	4,070
2400 Printing & Reproduction	303	296	349	53
2500 Other Services	60,997	59,508	75,376	15,868
2600 Supplies and Materials	2,217	2,163	2,531	368
3100 Personal Property	12,164	11,866	14,597	2,731
4100 Grants, Subsidies & Contributions	1,112	1,085	1,280	195
<b>Total</b>	<b>307,343</b>	<b>330,414</b>	<b>374,365</b>	<b>43,951</b>

# BUREAU OF EUROPEAN AND EURASIAN AFFAIRS

## *Resource Summary*

(\$ in thousands)

Bureau of European and Eurasian Affairs (EUR)	FY 2022 Actual	FY 2023 Adjusted Enacted	FY 2024 Request	Change from FY2023 Adjusted Enacted
European and Eurasian Affairs	555,965	537,542	581,207	43,665
Supplemental Funds <sup>1</sup>	166,174	-	-	-
Positions	1,620	1,620	1,620	-

<sup>1</sup> FY 2022 Actual references allocation of \$166.2 million in supplemental funding from the Ukraine Supplemental Appropriations Act, 2022 (Div. N, P.L. 117-103) and the Additional Ukraine Supplemental Appropriations Act, 2022 (P.L. 117-128). Funds are available for obligation through September 30, 2024.

---



---

## WHO WE ARE & WHY IT MATTERS

---



---

The Bureau of European and Eurasian Affairs (EUR) promotes the security and economic prosperity of the American people through its 50 bilateral missions in the region, partner agencies, and multilateral platforms, including NATO, the European Union (EU), the Council of Europe, and the Organization for Security and Cooperation in Europe (OSCE). This substantial diplomatic network is essential to U.S. interests given the region's varied and complex concerns, including the Kremlin's war on Ukraine, competition with the People's Republic of China's (PRC), the COVID-19 pandemic's lingering effects, and a catastrophic earthquake in Turkey.

The Bureau's cadre of professionals are providing U.S. leadership in the areas of security, rule of law, trade, and diversity, equity, inclusion, and access (DEIA) when it is needed most. With its shared commitment to mutual security, prosperity, and peace, the transatlantic partnership serves as both a reminder of what U.S. diplomacy can accomplish and a target for authoritarian regimes worldwide.

Given the pressures facing the United States' partners in the region, key investments are needed to not only sustain U.S. influence, but also prevent this period of historic disruption from becoming a strategic opportunity for the Kremlin, PRC, and other malign actors. Recent events have demonstrated how impactful such investments can prove.

With U.S. Government support, the country's European partners have responded resolutely to Russia's full-scale invasion of Ukraine; this invasion threatens the stability of the entire region, global supply chains, and the rules-based international order. As the Kremlin transitions from covertly disrupting European security, economic, and social interests to overtly attacking them in Ukraine, the United States must ensure that NATO's deterrence and defense posture is effective. In addition, acting in unity with the EU, OSCE, United Nations, and other multilateral platforms, the United States and its partners must hold the Kremlin accountable as it: violates core international legal obligations, abuses and violates human rights; weaponizes energy; disrupts food supplies; and attempts to evade sanctions.

Russian, PRC, Iranian, and other state and non-state actors are calibrating their strategic, conventional, and hybrid activities based on the U.S. and European response to security, economic, and social challenges created by the: war in Ukraine, COVID-19 pandemic, climate crisis, and other shocks to established systems. In 2022, the PRC and the Kremlin openly announced their ambition to create a "new world order," and that there were "no limits" to the friendship between these two prominent competitors. Reflective of this more strident approach, the Kremlin persists in violating its neighbors' sovereignty, while the PRC continues to consolidate control over

## BUREAU OF EUROPEAN AND EURASIAN AFFAIRS

Hong Kong, threaten Taiwan, and assert its presence in the Indo-Pacific region. Both Russia and the PRC are using disinformation, corruption, intellectual property theft, and other means to attempt to undermine the United States' strategic alliances, national security, and economic interests.

Restoring and strengthening regional alliances is key to U.S. partners recovering from the COVID-19 pandemic, but the Kremlin's war on Ukraine has made it critical to the group's collective interests. As the PRC watches, U.S. allies are looking to the United States for cooperation to: reduce economic vulnerabilities and dependencies; create a reliable transatlantic digital economy that supports democratic principles; and increase energy security.

Building back better alliances will require a substantial commitment to modernization that promotes:

- sustainability;
- workforce and emerging technology development;
- global health security; cybersecurity; and,
- resilience from sophisticated PRC and Kremlin threats.

However, reflective of U.S. values, these efforts must be undertaken in a manner that advances diversity, equity, inclusion, and accessibility.

Europe and Eurasia have both the political will and potential to address these challenges now, but unless the State Department modernizes its diplomatic posture, the United States may not be able to effectively lead and influence the other 30 members of NATO or the 57-nation OSCE.

---

---

### BUREAU STRATEGIC GOALS

---

---

1. Revitalize European Alliances and Partnerships in the Evolving Security Environment.
2. Strengthen Democracy and the Rule of Law Throughout Europe and Eurasia.
3. Promote deeper trade, investment, and energy cooperation; accelerate transatlantic connections and collaborate with the EU and European and Eurasian Allies and partners to counter non-market and coercive economic practices.
4. Leverage Alliances and Partnerships to Ensure Russia's Strategic Failure in its War in Ukraine and to Address Other Global and Regional Threats and Challenges.
5. Recruit, develop, and retain EUR talent that represents the diversity of the United States and has the set of skills necessary to advance the Bureau's goals.

To view more of the bureau strategy, please visit <https://www.state.gov/joint-regional-strategies/>.

---

---

### JUSTIFICATION OF REQUEST

---

---

The FY 2024 Request is \$581.2 million, an increase of \$43.7 million above the FY 2023 Adjusted Enacted level. The Request supports \$33.7 million in current services adjustments, including:

- \$13.5 million for the 2024 American pay raise and annualization of the 2023 American pay raise;
- \$2.8 million for an internal domestic Real Property Working Capital Fund (WCF) realignment from the Bureau of Administration (A);
- \$1.9 million for overseas price inflation; and,
- \$15.4 million for locally employed (LE) staff wages.

## BUREAU OF EUROPEAN AND EURASIAN AFFAIRS

The Department's LE staff are the backbone and continuity of EUR's overseas operations. They play a pivotal role in developing relationships with the local contacts that assist State in implementing its ambitious agenda and executing U.S. foreign policy. Over recent years, inflation has hit host-nations even harder than it has domestically. This development has eroded overseas salaries, directly impacting the Bureau's LE workforce's purchasing power. As local employers increase local wages in attempts to keep pace with inflation, the Department must do the same to remain competitive within each local job market, thereby avoiding the loss of some of State's most valuable assets. To address this, the FY 2024 Request includes LE staff wage increases to offer competitive living wages and retain the LE workforce.

The FY 2024 Request includes \$1.0 million for the operational expenses of new facilities in Cyprus, Latvia, Montenegro, and at the U.S. Mission to NATO in Belgium. In addition, the Request includes \$9.0 million for IT services and products provided through the Department's IT Working Capital Fund, which will ensure regional diplomatic efforts continue to function with modern, secure technology infrastructure, particularly the increased provision of laptops and other mobile devices to EUR personnel.

### *Detailed Resource Summary*

Bureau of European and Eurasian Affairs (EUR)	Positions					Funds (\$ in thousands)		
	American			FSN	Pos Total	Bureau Managed	American Salaries	Funds Total
	CS	FS Dom	Overseas					
FY 2022 Actual	141	157	1,322	587	2,207	309,015	246,950	555,965
FY 2023 Adjusted Enacted	141	157	1,322	587	2,207	262,537	275,005	537,542
FY 2024 Built-in Changes								
Annualization of 2023 American Pay Raise	-	-	-	-	-	-	2,443	2,443
2024 American Pay Raise	-	-	-	-	-	1,087	9,959	11,046
LE Staff Wage Increase	-	-	-	-	-	15,444	-	15,444
Overseas Price Inflation	-	-	-	-	-	1,924	-	1,924
Real Property WCF Adjustment	-	-	-	-	-	2,819	-	2,819
Total Built-in Changes	-	-	-	-	-	21,274	12,402	33,676
FY 2024 Current Services	141	157	1,322	587	2,207	283,811	287,407	571,218
FY 2024 Program Changes								
Facility Operating Costs	-	-	-	-	-	989	-	989
IT Services and Products Received Through WCF	-	-	-	-	-	9,000	-	9,000
Total Program Changes	-	-	-	-	-	9,989	-	9,989
FY 2024 Request	141	157	1,322	587	2,207	293,800	287,407	581,207



## BUREAU OF EUROPEAN AND EURASIAN AFFAIRS

### *Staff and Funds by Domestic Organization Units*

(\$ in thousands)

Bureau of European and Eurasian Affairs (EUR)	FY 2022 Actual			FY 2023 Adjusted Enacted			FY 2024 Request			Increase/ Decrease		
	Am	FSN	Funds	Am	FSN	Funds	Am	FSN	Funds	Am	FSN	Funds
Immediate Office of Assistant Secretary	23	-	3,165	23	-	3,217	23	-	3,435	-	-	218
Joint Executive Office	57	-	9,889	57	-	10,052	57	-	10,734	-	-	682
Office of Caucasus Affairs and Regional Conflicts	9	-	1,056	9	-	1,074	9	-	1,147	-	-	73
Office of Central European Affairs	11	-	1,448	11	-	1,472	11	-	1,572	-	-	100
Office of European Security and Political Affairs	21	-	2,768	21	-	2,814	21	-	3,005	-	-	191
Office of European Union and Regional Affairs	13	-	1,846	13	-	1,877	13	-	2,005	-	-	128
Office of Nordic and Baltic Affairs	11	-	1,187	11	-	1,206	11	-	1,288	-	-	82
Office of Policy and Global Issues	9	-	1,317	9	-	1,339	9	-	1,430	-	-	91
Office of Policy and Regional Affairs	14	-	1,448	14	-	1,472	14	-	1,572	-	-	100
Office of Russian Affairs	15	-	1,846	15	-	1,877	15	-	2,005	-	-	128
Office of South Central European Affairs	22	-	2,768	22	-	2,814	22	-	3,005	-	-	191
Office of Southern European Affairs	9	-	1,187	9	-	1,206	9	-	1,288	-	-	82
Office of Ukraine, Moldova, and Belarus Affairs	15	-	1,188	15	-	1,207	15	-	1,290	-	-	83
Office of Western European Affairs	20	-	2,509	20	-	2,550	20	-	2,723	-	-	173
Office of the Coordinator of U.S. Assistance for Europe and Eurasia	25	-	2,901	25	-	2,948	25	-	3,148	-	-	200
Office of the Special Envoy for Holocaust Issues	2	-	396	2	-	403	2	-	431	-	-	28
Press and Policy Outreach	5	-	653	5	-	652	5	-	700	-	-	48
Public Affairs	17	-	2,509	17	-	2,550	17	-	2,723	-	-	173
<b>Total</b>	<b>298</b>	<b>-</b>	<b>40,081</b>	<b>298</b>	<b>-</b>	<b>40,730</b>	<b>298</b>	<b>-</b>	<b>43,501</b>	<b>-</b>	<b>-</b>	<b>2,771</b>

### *Staff and Funds by Post*

(\$ in thousands)

Bureau of European and Eurasian Affairs (EUR)	FY 2022 Actual			FY 2023 Adjusted Enacted			FY 2024 Request			Increase/ Decrease		
	Am	FSN	Funds	Am	FSN	Funds	Am	FSN	Funds	Am	FSN	Funds
Albania, Tirana	12	2	4,414	12	2	4,291	12	2	4,633	-	-	342
Armenia, Yerevan	18	2	5,526	18	2	5,506	18	2	5,908	-	-	402

## BUREAU OF EUROPEAN AND EURASIAN AFFAIRS

Bureau of European and Eurasian Affairs (EUR)	FY 2022 Actual			FY 2023 Adjusted Enacted			FY 2024 Request			Increase/ Decrease		
	Am	FSN	Funds	Am	FSN	Funds	Am	FSN	Funds	Am	FSN	Funds
Austria, Vienna	27	18	15,995	27	18	14,833	27	18	16,211	-	-	1,378
Azerbaijan, Baku	19	2	5,844	19	2	6,009	19	2	6,399	-	-	390
Belarus, Minsk	12	4	3,494	12	4	3,510	12	4	3,759	-	-	249
Belgium, Brussels	32	15	19,445	32	15	18,105	32	15	19,766	-	-	1,661
Bermuda, Hamilton	3	2	1,182	3	2	1,111	3	2	1,210	-	-	99
Bosnia-Herzegovina, Sarajevo	19	6	9,084	19	6	8,636	19	6	9,378	-	-	742
Bulgaria, Sofia	18	3	6,808	18	3	6,721	18	3	7,229	-	-	508
Croatia, Zagreb	14	8	6,195	14	8	5,912	14	8	6,414	-	-	502
Cyprus, Nicosia	13	10	5,804	13	10	5,526	13	10	5,998	-	-	472
Czech Republic, Prague	14	5	6,782	14	5	6,411	14	5	6,972	-	-	561
Denmark, Copenhagen	17	10	6,353	17	10	6,101	17	10	6,608	-	-	507
Estonia, Tallinn	13	3	3,577	13	3	3,580	13	3	3,838	-	-	258
Finland, Helsinki	19	3	7,589	19	3	7,366	19	3	7,957	-	-	591
France, Bordeaux	1	1	438	1	1	426	1	1	460	-	-	34
France, Lille	1	1	438	1	1	426	1	1	460	-	-	34
France, Lyon	1	1	438	1	1	426	1	1	460	-	-	34
France, Marseille	1	3	438	1	3	426	1	3	460	-	-	34
France, Paris	73	20	38,673	73	20	37,905	73	20	40,843	-	-	2,938
France, Rennes	1	1	364	1	1	363	1	1	389	-	-	26
France, Strasbourg	1	1	438	1	1	426	1	1	460	-	-	34
France, Toulouse	1	1	438	1	1	426	1	1	460	-	-	34
Georgia, Tbilisi	21	1	7,837	21	1	7,702	21	1	8,294	-	-	592
Germany, Berlin	61	35	25,855	61	35	24,778	61	35	26,851	-	-	2,073
Germany, Dusseldorf	3	-	1,816	3	-	1,650	3	-	1,813	-	-	163
Germany, Frankfurt	52	25	24,563	52	25	22,942	52	25	25,026	-	-	2,084
Germany, Hamburg	4	2	1,628	4	2	1,545	4	2	1,679	-	-	134
Germany, Leipzig	4	1	1,628	4	1	1,545	4	1	1,679	-	-	134
Germany, Munich	5	5	2,714	5	5	2,577	5	5	2,800	-	-	223
Greece, Athens	33	15	15,535	33	15	14,670	33	15	15,958	-	-	1,288
Greece, Thessaloniki	3	2	937	3	2	903	3	2	977	-	-	74
Hungary, Budapest	18	11	8,870	18	11	8,347	18	11	9,088	-	-	741
Iceland, Reykjavik	7	6	2,273	7	6	2,256	7	6	2,424	-	-	168
Ireland, Dublin	10	15	6,596	10	15	6,037	10	15	6,620	-	-	583
Italy, Florence	3	1	1,081	3	1	1,025	3	1	1,113	-	-	88
Italy, Milan	8	2	4,128	8	2	3,885	8	2	4,230	-	-	345
Italy, Naples	3	6	1,752	3	6	1,595	3	6	1,751	-	-	156
Italy, Rome	40	22	22,173	40	22	20,677	40	22	22,565	-	-	1,888
Kosovo, Pristina	13	-	4,985	13	-	4,900	13	-	5,276	-	-	376
Latvia, Riga	9	8	4,126	9	8	3,938	9	8	4,271	-	-	333
Lithuania, Vilnius	12	4	3,562	12	4	3,459	12	4	3,735	-	-	276
Luxembourg, Luxembourg	10	4	3,641	10	4	3,581	10	4	3,856	-	-	275

## BUREAU OF EUROPEAN AND EURASIAN AFFAIRS

Bureau of European and Eurasian Affairs (EUR)	FY 2022 Actual			FY 2023 Adjusted Enacted			FY 2024 Request			Increase/ Decrease		
	Am	FSN	Funds	Am	FSN	Funds	Am	FSN	Funds	Am	FSN	Funds
Macedonia, Skopje	13	3	5,412	13	3	5,193	13	3	5,625	-	-	432
Malta, Valletta	8	6	3,679	8	6	3,504	8	6	3,803	-	-	299
Moldova, Chisinau	12	6	3,230	12	6	3,285	12	6	3,507	-	-	222
Montenegro, Podgorica	8	4	2,027	8	4	2,124	8	4	2,251	-	-	127
Netherlands, Amsterdam	1	5	442	1	5	429	1	5	463	-	-	34
Netherlands, The Hague	21	5	9,253	21	5	8,835	21	5	9,583	-	-	748
Norway, Oslo	14	8	5,337	14	8	5,183	14	8	5,598	-	-	415
OSCE Vienna	17	-	4,401	17	-	4,497	17	-	4,796	-	-	299
Poland, Krakow	-	4	1,388	-	4	1,179	-	4	1,319	-	-	140
Poland, Warsaw	27	9	12,057	27	9	11,433	27	9	12,423	-	-	990
Ponta Delgada	1	3	530	1	3	504	1	3	547	-	-	43
Portugal, Lisbon	18	8	7,868	18	8	7,549	18	8	8,178	-	-	629
Romania, Bucharest	18	10	6,564	18	10	6,388	18	10	6,895	-	-	507
Russia, Moscow	153	40	28,970	153	40	27,499	153	40	29,873	-	-	2,374
Russia, St Petersburg	18	3	5,326	18	3	5,390	18	3	5,762	-	-	372
Russia, Vladivostok	1	4	1,302	1	4	1,322	1	4	1,412	-	-	90
Russia, Yekaterinburg	4	3	1,045	4	3	1,050	4	3	1,125	-	-	75
Serbia, Belgrade	17	15	5,358	17	15	5,256	17	15	5,663	-	-	407
Slovakia, Bratislava	12	4	4,475	12	4	4,343	12	4	4,691	-	-	348
Slovenia, Ljubljana	9	5	3,685	9	5	3,564	9	5	3,853	-	-	289
Spain, Barcelona	3	3	1,590	3	3	1,513	3	3	1,643	-	-	130
Spain, Madrid	23	33	11,965	23	33	11,139	23	33	12,162	-	-	1,023
Sweden, Stockholm	21	16	7,328	21	16	7,199	21	16	7,752	-	-	553
Switzerland, Bern	18	8	7,688	18	8	7,343	18	8	7,964	-	-	621
Turkey, Adana	3	1	711	3	1	711	3	1	762	-	-	51
Turkey, Ankara	45	17	14,674	45	17	14,363	45	17	15,482	-	-	1,119
Turkey, Istanbul	13	5	4,272	13	5	4,348	13	5	4,642	-	-	294
Turkey, Izmir	-	1	155	-	1	132	-	1	148	-	-	16
USEU	33	7	8,408	33	7	8,603	33	7	9,172	-	-	569
USNATO	37	3	9,501	37	3	9,749	37	3	10,387	-	-	638
USOECD	17	8	4,562	17	8	4,633	17	8	4,948	-	-	315
Ukraine, Kyiv	39	4	10,588	39	4	10,922	39	4	11,621	-	-	699
United Kingdom, Belfast	5	2	2,443	5	2	2,292	5	2	2,497	-	-	205
United Kingdom, Edinburgh	1	2	607	1	2	569	1	2	620	-	-	51
United Kingdom, London	36	40	21,351	36	40	20,103	36	40	21,884	-	-	1,781
Vatican City, Holy See	7	5	2,235	7	5	2,212	7	5	2,377	-	-	165
<b>Total</b>	<b>1,322</b>	<b>587</b>	<b>515,884</b>	<b>1,322</b>	<b>587</b>	<b>496,812</b>	<b>1,322</b>	<b>587</b>	<b>537,706</b>	<b>-</b>	<b>-</b>	<b>40,894</b>

## BUREAU OF EUROPEAN AND EURASIAN AFFAIRS

### *Funds by Object Class*

(\$ in thousands)

Bureau of European and Eurasian Affairs (EUR)	FY 2022 Actual	FY 2023 Adjusted Enacted	FY 2024 Request	Increase/ Decrease
1100 Personnel Compensation	286,846	292,244	311,897	19,653
1200 Personnel Benefits	145,146	139,970	151,440	11,470
2100 Travel & Trans of Persons	13,006	11,050	12,366	1,316
2200 Transportation of Things	3,157	2,683	3,002	319
2300 Rents, Comm & Utilities	22,093	18,770	21,005	2,235
2500 Other Services	47,842	40,646	45,486	4,840
2600 Supplies and Materials	12,625	10,727	12,004	1,277
3100 Personal Property	22,093	18,770	21,005	2,235
4100 Grants, Subsidies & Contributions	3,157	2,682	3,002	320
<b>Total</b>	<b>555,965</b>	<b>537,542</b>	<b>581,207</b>	<b>43,665</b>

# FOREIGN SERVICE NATIONAL SEPARATION LIABILITY TRUST FUND

## *Resource Summary*

(\$ in thousands)

Foreign Service National Separation Liability Trust Fund Payment (FSNSLTF)	FY 2022 Actual	FY 2023 Adjusted Enacted	FY 2024 Request	Change from FY2023 Adjusted Enacted
Foreign Service National Separation Liability Trust Fund Payment	9,884	10,380	10,609	229

---

---

## WHO WE ARE & WHY IT MATTERS

---

---

The Foreign Service National Separation and Liability Trust Fund (FSNSLTF) was established pursuant to section 151 of the Foreign Relations Authorization Act, Fiscal Years 1992 and 1993 (P.L. 102-138, 22 USC 4012a) in order to provide separation pay for Foreign National employees of agencies of the U.S. Government, other than the Department of Defense. The Department of State supports and manages its own fund distinct and apart from separation pay that may be provided by the other agencies to non-State Locally Employed (LE) staff.

The FSNSLTF currently provides for the accrued separation pay of LE Staff in 56 countries. The Fund is used to address Foreign Service Nationals, Personal Service Contractors, and personnel hired under Personal Service Agreements who voluntarily resign, retire, lose their jobs due to a reduction-in-force, or die in service. The Fund applies in the following conditions: (1) where local law or prevailing practice require a lump-sum payment for voluntary separation based on years in service; and, (2) where a post cannot arrange a more advantageous package through an in-country financial institution, including the local social security program. In addition, eligible employees at posts where separation pay plans permit, can periodically obtain payments or advances on accrued separation balances prior to separation.

A proportionate share of each year's annual accrued liability of the FSNSLTF is funded by the following sources: Diplomatic Programs (DP), inclusive of Public Diplomacy (PD) and Worldwide Security Protection (WSP), as listed in their respective chapters; the International Cooperative Administrative Support Services (ICASS); the International Narcotics Control and Law Enforcement (INCLE); and the Consular and Border Security Program (CBSP) account.

---

---

## JUSTIFICATION OF REQUEST

---

---

The FY 2024 Request is \$10.6 million, allowing the Department to keep pace with the accrued liability for LE staff funded through DP and its share of ICASS, based upon review of attrition rate trends for countries/posts as well as review of the average annual payments from the Fund.

Under federal pension law, a plan may be in "endangered" status if, at beginning of the plan year, the funded percentage of the plan is less than 80 percent; a plan will be considered to be in "critical" status if the funded percentage is less than 65 percent. If a pension plan enters "endangered" status, the trustees of the plan are required to adopt a funding improvement plan. Similarly, if a pension plan enters "critical" status, the trustees of the plan are required to adopt a rehabilitation plan. As part of this process, rehabilitation and funding improvement plans establish steps and benchmarks for pension plans to improve their status over a specified period. (Source: Pension Benefit Guaranty Corporation).

## FOREIGN SERVICE NATIONAL SEPARATION LIABILITY TRUST FUND

Based upon the most recent valuation, the accrued liability of the FSNSLTF is at 86 percent. With its combined resources, it is projected that the FSNSLTF Treasury account will have resources to cover 100 percent of the anticipated separation payments for State LE Staff in FY 2024.

### *Detailed Resource Summary*

Foreign Service National Separation Liability Trust Fund Payment (FSNSLTF)	Positions					Funds (\$ in thousands)		
	American			FSN	Pos Total	Bureau Managed	American Salaries	Funds Total
	CS	FS Dom	Overseas					
FY 2022 Actual	-	-	-	-	-	9,884	-	9,884
FY 2023 Adjusted Enacted	-	-	-	-	-	10,380	-	10,380
FY 2024 Built-in Changes								
2024 American Pay Raise	-	-	-	-	-	-	229	229
Total Built-in Changes	-	-	-	-	-	-	229	229
FY 2024 Current Services	-	-	-	-	-	10,380	229	10,609
FY 2024 Request	-	-	-	-	-	10,380	229	10,609

### *Funds by Object Class*

(\$ in thousands)

Foreign Service National Separation Liability Trust Fund Payment (FSNSLTF)	FY 2022 Actual	FY 2023 Adjusted Enacted	FY 2024 Request	Increase/ Decrease
1200 Personnel Benefits	9,884	10,380	10,609	229
<b>Total</b>	<b>9,884</b>	<b>10,380</b>	<b>10,609</b>	<b>229</b>

# OFFICE OF INTERNATIONAL CONFERENCES

## *Resource Summary*

(\$ in thousands)

Office of International Conferences (IO/C)	FY 2022 Actual	FY 2023 Adjusted Enacted	FY 2024 Request	Change from FY2023 Adjusted Enacted
Office of International Conferences	3,998	4,444	4,547	103

---

---

## WHO WE ARE & WHY IT MATTERS

---

---

The Office of International Conferences (IO/C) promotes the country's strategic interests by providing support for U.S. participation in international conferences. Accrediting over 4,000 U.S. public and private sector delegates to hundreds of multilateral conferences annually, the Office funds participant travel and conference logistical support services.

As part of its work, IO/C supports U.S. participation in the United Nations and UN-affiliate organizations, including the General Assembly, Human Right Council, the International Atomic Energy Agency, the World Health Organization, and the International Labor Organization. With sufficient resources, IO/C support also ensures effective representation in regional multilateral forums, such as the Asia-Pacific Economic Cooperation (APEC).

Active participation in these conferences is important to safeguarding U.S. national interests. The conferences involved focus on critical issues such as: international peace and security; counterterrorism coordination; human rights; trade and development; climate change and the human health effects of environmental pollution and degradation; energy security; telecommunications and technology; nuclear nonproliferation, disarmament, and weapons of mass destruction; and narcotics and international criminal activity.

The importance of the policy issues at stake requires the United States maintain its voice and resume a leadership role in guiding the direction and priorities of these multilateral organizations. U.S. participation in international conferences also promotes accountable, democratic governance, respect for human rights, fiscal responsibility, and economic growth in the face of active efforts by other states to shape the international system according to their ideological or parochial interests.

---

---

## JUSTIFICATION OF REQUEST

---

---

The Department's FY 2024 Request is \$4.5 million. The Budget will support travel for approximately 400 delegates. It will also provide U.S. delegations with conference management support, including control rooms and meeting spaces, for a planned 15-20 conferences.

The forums being addressed with IO/C support include, but are not limited to: the United Nations General Assembly; Asia-Pacific Economic Cooperation; the International Telecommunications Union; the United Nations Framework Convention on Climate Change; and the Organization of American States General Assembly. IO/C also provides support for the UN Memorial Cemetery in Korea.

Support for the Office of International Conferences allows the United States to respond to actors that attempt to shape global agendas and outcomes on matters ranging from 5G telecommunications and agricultural goods to

## OFFICE OF INTERNATIONAL CONFERENCES

cyber and civilian security. IO/C's conference management services continue to act as a force multiplier for U.S. delegations to international multilateral conferences, and funding the Office helps both public and private sector subject matter experts to promote the United States' interests and values.

### *Detailed Resource Summary*

Office of International Conferences (IO/C)	Positions					Funds (\$ in thousands)		
	American			FSN	Pos Total	Bureau Managed	American Salaries	Funds Total
	CS	FS Dom	Overseas					
FY 2022 Actual	-	-	-	-	-	3,998	-	3,998
FY 2023 Adjusted Enacted	-	-	-	-	-	4,444	-	4,444
FY 2024 Built-in Changes								
Overseas Price Inflation	-	-	-	-	-	103	-	103
Total Built-in Changes	-	-	-	-	-	103	-	103
FY 2024 Current Services	-	-	-	-	-	4,547	-	4,547
FY 2024 Request	-	-	-	-	-	4,547	-	4,547

### *Funds by Object Class*

(\$ in thousands)

Office of International Conferences (IO/C)	FY 2022 Actual	FY 2023 Adjusted Enacted	FY 2024 Request	Increase/ Decrease
2100 Travel & Trans of Persons	3,501	2,900	2,950	50
2500 Other Services	943	1,544	1,597	53
<b>Total</b>	<b>4,444</b>	<b>4,444</b>	<b>4,547</b>	<b>103</b>



# BUREAU OF INTERNATIONAL ORGANIZATION AFFAIRS

## *Resource Summary*

(\$ in thousands)

Bureau of International Organization Affairs (IO)	FY 2022 Actual	FY 2023 Adjusted Enacted	FY 2024 Request	Change from FY2023 Adjusted Enacted
International Organization Affairs	88,095	90,517	98,043	7,526
Positions	370	370	373	3

---

## WHO WE ARE & WHY IT MATTERS

---

United States leadership remains critical to ensuring international organizations continue to reflect the fundamental values, aspirations, and norms that underpin the multilateral system. With its six diplomatic missions, the Bureau of International Organization Affairs (IO) is the primary U.S. government interlocutor with the United Nations (UN) system and related multilateral organizations.

IO represents the United States through an affirmative multilateral agenda that strengthens international values, rules, and institutions to enable effective global cooperation, promote equity, and protect individual rights and freedoms. IO advances key U.S. national interests and priorities through multilateral diplomacy by building coalitions to address the country's biggest global challenges, including: climate change; global health; international peace and security; digital connectivity and technology governance; sustainable and inclusive development; peace and security; and forced displacement and migration. IO also drives multilateral efforts to support democracy, rule of law, and human rights, as well as shape global standards on a wide range of issues that affect the American people's well-being, safety, and prosperity.

IO and its missions play a critical role in protecting American security, including at the UN Security Council, which serves as a focal point for action to address conflict and instability in Ukraine, Afghanistan, Burma, Ethiopia, Syria, and beyond. Collaborating with its missions and the interagency, IO considers new UN peacekeeping missions or adjustments to existing peacekeeping missions, as required to meet security challenges. IO acts to ensure peacekeeping mandates are designed and implemented in a manner that effectively addresses conflicts, facilitates conditions for life-saving humanitarian assistance, supports political solutions, and meets the needs of people on the ground.

IO advances a U.S.-positive agenda towards the UN and builds coalitions through engagement at the UN. IO actions are based on shared priorities, countering attempts by authoritarian governments to reshape the international system in ways at odds with the UN Charter and the UN Declaration of Human Rights.

The Bureau focuses on ensuring well-qualified candidates who support the integrity of the UN system are elected to its various bodies. In addition, IO strives to increase the number of qualified U.S. personnel within the UN, both those employed by the UN and those elected to leadership positions at the UN and international organizations.

To advance democracy, rule of law, and human rights, IO leads engagement with the Human Rights Council (HRC) and is increasingly active UN human rights and humanitarian bodies, including the UN General Assembly Third Committee, the Economic and Social Council (ECOSOC), and the Commission on the Status of Women. The Bureau promotes inclusive, sustainable, and climate-friendly economic growth and development and COVID-19 recovery by leading U.S. engagement in the UN Development System across agencies that: fight

## BUREAU OF INTERNATIONAL ORGANIZATION AFFAIRS

hunger and disease; advance the wellbeing of children; promote human rights; and accelerate global development and economic growth. IO's work strengthens the capacity of multilateral organizations to deliver programming that builds sustainable, equitable, and resilient food systems that reduce hunger and malnutrition.

The Bureau also works to advance international norms and standards in science and technology, environment, climate, and other relevant fields that foster a dynamic, inclusive, innovative American economy.

As the largest country contributor to the UN System, the United States has a strong interest in UN effectiveness. IO will continue advocating throughout the UN system for transparency and accountability, in both UN entities' operations and UN peacekeeping missions. The Bureau will also continue to represent the United States before UN bodies in support of equitable financial burden-sharing among member states.

---

---

### BUREAU STRATEGIC GOALS

---

---

1. Protect foundational values at the UN and multilateral institutions and strengthen their capacity to address global challenges.
2. Promote international peace and security through robust U.S. engagement within the multilateral system.
3. Drive multilateral efforts to support democracy, rule of law, and human rights.
4. Promote inclusive, sustainable, and climate-friendly economic growth and development and COVID-19 economic recovery.
5. The Department's diverse and inclusive workforce is equipped and empowered with the technology, resources, and knowledge to advance U.S. policy priorities and interests in the multilateral system.

To view more of the bureau strategy, please visit <https://www.state.gov/joint-regional-strategies/>.

---

---

### JUSTIFICATION OF REQUEST

---

---

The FY 2024 Request of \$98.0 million is an increase of \$7.5 million above the FY 2023 Adjusted Enacted level. Of this value, \$4.7 million will support current services adjustments, including the American pay raise, wage increases for Locally Employed (LE) staff, overseas price inflation, and a Real Property Working Capital Fund (WCF) adjustment realigned from the Bureau of Administration.

The Department's LE staff are the backbone and continuity of IO's overseas operations. These staff play a vital role in fostering relationships with the local contacts that assist in implementing the Bureau's ambitious agenda and executing U.S. foreign policy. In recent years, inflation has impacted host-nations even harder than it has domestically, which has eroded overseas salaries, directly impacting the LE workforce's purchasing power. As local employers increase wages in an attempt to keep pace with inflation, the Department must do the same to remain competitive within each local job market and avoid losing some of its most valuable assets. The Budget includes \$1.0 million for LE wage increases to offer competitive living wages, thereby allowing the Department to retain its crucial LE workforce.

For programmatic increases, the Request includes \$583,000 for three new Civil Service positions. Two of these staff members will be based at the U.S. Mission to the United Nations in New York, working to protect foundational UN values. The third will serve in Washington, D.C., acting to modernize multilateral diplomacy by advancing a multi-year commitment to develop and strengthen strategic planning, monitoring and evaluation, and data management capabilities. These IO staff will enable stronger and more efficient advocacy of human rights,

## BUREAU OF INTERNATIONAL ORGANIZATION AFFAIRS

U.S. security interests, and American values in response to strategic competitors’ challenges, including by Russia and the People’s Republic of China.

The FY 2024 Request also includes \$2.3 million to support IO’s share of costs for IT products and services provided through the Department’s IT Working Capital Fund.

### *Detailed Resource Summary*

Bureau of International Organization Affairs (IO)	Positions					Funds (\$ in thousands)		
	American			FSN	Pos Total	Bureau Managed	American Salaries	Funds Total
	CS	FS Dom	Overseas					
FY 2022 Actual	223	72	75	8	378	35,774	52,321	88,095
FY 2023 Adjusted Enacted	223	72	75	9	379	34,678	55,839	90,517
FY 2024 Built-in Changes								
Annualization of 2023 American Pay Raise	-	-	-	-	-	-	475	475
Annualization of 2023 New Positions	-	-	-	-	-	-	528	528
2024 American Pay Raise	-	-	-	-	-	36	1,181	1,217
LE Staff Wage Increase	-	-	-	-	-	1,041	-	1,041
Overseas Price Inflation	-	-	-	-	-	275	-	275
Real Property WCF Service Center Facility Management	-	-	-	-	-	1,119	-	1,119
Total Built-in Changes	-	-	-	-	-	2,471	2,184	4,655
FY 2024 Current Services	223	72	75	9	379	37,149	58,023	95,172
FY 2024 Program Changes								
Protecting Foundational Multilateral Values	2	-	-	-	2	165	224	389
Modernizing Multilateral Diplomacy	1	-	-	-	1	82	112	194
WCF IT Increases	-	-	-	-	-	2,288	-	2,288
Total Program Changes	3	-	-	-	3	2,535	336	2,871
FY 2024 Request	226	72	75	9	382	39,684	58,359	98,043

## BUREAU OF INTERNATIONAL ORGANIZATION AFFAIRS

### *Staff and Funds by Domestic Organization Units*

(\$ in thousands)

Bureau of International Organization Affairs (IO)	FY 2022 Actual			FY 2023 Adjusted Enacted			FY 2024 Request			Increase/ Decrease		
	Am	FSN	Funds	Am	FSN	Funds	Am	FSN	Funds	Am	FSN	Funds
Assistant Secretary for IO	139	-	34,356	147	-	35,515	148	-	38,249	1	-	2,734
U.S. Mission to the UN	144	-	23,946	144	-	24,723	146	-	26,656	2	-	1,933
<b>Total</b>	<b>283</b>	<b>-</b>	<b>58,302</b>	<b>291</b>	<b>-</b>	<b>60,238</b>	<b>294</b>	<b>-</b>	<b>64,905</b>	<b>3</b>	<b>-</b>	<b>4,667</b>

### *Staff and Funds by Post*

(\$ in thousands)

Bureau of International Organization Affairs (IO)	FY 2022 Actual			FY 2023 Adjusted Enacted			FY 2024 Request			Increase/ Decrease		
	Am	FSN	Funds	Am	FSN	Funds	Am	FSN	Funds	Am	FSN	Funds
Austria, Vienna	15	2	6,298	15	2	6,398	15	2	7,005	-	-	607
Canada, Montreal	1	-	1,049	1	-	1,096	1	-	1,169	-	-	73
France, Paris	7	-	1,875	12	-	1,818	12	-	2,080	-	-	262
Italy, Rome	6	1	3,325	6	1	3,370	6	1	3,698	-	-	328
Kenya, Nairobi	1	-	520	1	-	526	1	-	579	-	-	53
Switzerland, Geneva	45	5	16,726	46	6	17,071	46	6	18,607	-	-	1,536
<b>Total</b>	<b>75</b>	<b>8</b>	<b>29,793</b>	<b>81</b>	<b>9</b>	<b>30,279</b>	<b>81</b>	<b>9</b>	<b>33,138</b>	<b>-</b>	<b>-</b>	<b>2,859</b>

### *Funds by Object Class*

(\$ in thousands)

Bureau of International Organization Affairs (IO)	FY 2022 Actual	FY 2023 Adjusted Enacted	FY 2024 Request	Increase/ Decrease
1100 Personnel Compensation	53,168	55,404	59,221	3,817
1200 Personnel Benefits	16,459	17,211	18,336	1,125
2100 Travel & Trans of Persons	3,456	3,350	3,834	484
2200 Transportation of Things	241	234	268	34
2300 Rents, Comm & Utilities	4,830	4,682	5,358	676
2400 Printing & Reproduction	2,575	2,496	2,856	360
2500 Other Services	5,796	5,618	6,429	811
2600 Supplies and Materials	1,288	1,249	1,429	180
3100 Personal Property	282	273	312	39
<b>Total</b>	<b>88,095</b>	<b>90,517</b>	<b>98,043</b>	<b>7,526</b>

## MEDICAL SERVICES

### *Resource Summary*

(\$ in thousands)

Bureau of Medical Services (MED)	FY 2022 Actual	FY 2023 Adjusted Enacted	FY 2024 Request	Change from FY2023 Adjusted Enacted
Office of Medical Services	54,561	57,741	70,990	13,249
Positions	146	146	146	-

---

---

### WHO WE ARE & WHY IT MATTERS

---

---

The U.S. diplomatic community operates in some of the most dangerous and austere places in the world. A key reason this is possible is because the staff of the Bureau of Medical Services (MED) will go to any length to care for the Department's diplomats, interagency colleagues, and family members. MED takes a holistic approach to care, from providing medical evaluations and post assignment support to supplying primary care through its Foreign Service Medical Specialists. The Bureau's efforts include the provision of medical care in high-risk environments, medical travel, and emergency evacuation worldwide. MED is a diverse team of medical experts and providers, as well as logistics managers, IT experts, HR specialists, program analysts, and more. MED exists to safeguard and promote the health and well-being of the United States' diplomatic community.

The Foreign Service Act of 1980 requires the Department to provide medical care to eligible U.S. Government employees and their family members when assigned abroad. The Bureau's Chief Medical Officer oversees MED's mission and is the Designated Agency Safety and Health Official required by the Occupational Safety and Health (OSH) Act of 1970. The Bureau: supports employee onboarding and post assignment; provides occupational health services to mitigate health-related risks (e.g., by providing vaccinations); conducts medical clearance evaluations; and administers a comprehensive healthcare management system. MED's enabling functions (budget and finance, logistics, human capital management, knowledge management) reside under the authority of the Deputy Chief Medical Officer for Operations, allowing for improved internal controls and implementation of management best practices across MED functions.

MED delivers preventive, primary, and emergency medical care to Chief of Mission (COM) personnel through health unit medical providers, regional medical centers, and medical facilities in the United States. The Washington-based MED team works closely with overseas counterparts to ensure the safety of the diplomatic community's 75,000 people, consisting of employees, interagency partners, and family members assigned to U.S. missions abroad. MED also delivers occupational health services to the diplomatic community and the locally employed staff population of over 150,000. MED's combined Civil and Foreign Service, domestic, overseas, and contractor workforce provides the professionalism and expertise to meet the Department's medical needs.

---

---

### BUREAU STRATEGIC GOALS

---

---

1. Provide effective and accountable medical care and services to protect, strengthen, and support the diplomatic community around the world.
2. Provide a cadre of well-trained, competent, and diverse medical professionals to address current and emergent needs and to deliver timely, viable access to care in accordance with quality-of-care standards.

## MEDICAL SERVICES

3. Monitor, assess, and mitigate medical risk through an integrated health care surveillance and response framework, ensuring MED resources are prepared to address the full spectrum of health threats facing COM personnel.
4. Transform business operations through modernized systems, optimized business processes, and enhanced accountability to improve service support across all bureau activities.

To view more of the bureau strategy, please visit <https://www.state.gov/functional-bureau-strategies/>.

---

---

### JUSTIFICATION OF REQUEST

---

---

The FY 2024 Request is \$71.0 million in Diplomatic Programs (DP), an increase of \$13.2 million above the FY 2023 Adjusted Enacted level, with \$2.5 million in current service adjustments, including: \$707,000 for the 2024 American pay raise; \$260,000 for the annualization of the 2023 pay raise; and \$1.5 million for the real property Working Capital Fund (WCF).

The Request proposes +\$10.7 million for the following program activities:

#### **\$6.0 million for mental health care of the Department's workforce**

The FY 2024 Request includes \$6.0 million to improve the Department's Mental Health program, with a particular focus on strengthening the services that support crisis responders, employees serving in hardship positions, and the families who are impacted when crises force posts to reduce their footprint. In addition to bolstering services for Department personnel, this initiative will be improving MED's disaster response training for its mental health providers and enhancing the resilience resources for those providers serving Department employees on the front lines. This type of training will further strengthen MED's capacity to respond to the increasing number of crises Department employees experience around the globe and will provide MED's personnel with better tools to manage disasters more effectively.

#### **\$4.4 million for normalization of MED Capabilities Pandemic Preparedness**

This request will advance MED's ongoing efforts to adjust and adapt operations, programs, capabilities, and contract support as a result of the COVID-19 pandemic. This investment is pivotal in sustaining operations and retaining the capabilities necessary to scale operations as the Department prepares for future emerging health threats or other novel health crises. The FY 2024 Request funds will provide MED with the means to employ risk mitigation strategies critical to effectively addressing these threats.

#### **\$335,000 for IT WCF modernization**

This adjustment sustains and modernizes technology services for IT services and products received through WCF.

## MEDICAL SERVICES

### *Detailed Resource Summary*

Bureau of Medical Services (MED)	Positions					Funds (\$ in thousands)		
	American			FSN	Pos Total	Bureau Managed	American Salaries	Funds Total
	CS	FS Dom	Overseas					
FY 2022 Actual	107	28	11	-	146	37,650	16,911	54,561
FY 2023 Adjusted Enacted	107	28	11	-	146	39,650	18,091	57,741
FY 2024 Built-in Changes								
Annualization of 2023 American Pay Raise	-	-	-	-	-	-	260	260
2024 American Pay Raise	-	-	-	-	-	278	429	707
Real Property WCF Adjustment	-	-	-	-	-	1,547	-	1,547
Total Built-in Changes	-	-	-	-	-	1,825	689	2,514
FY 2024 Current Services	107	28	11	-	146	41,475	18,780	60,255
FY 2024 Program Changes								
IRM/WCF - IT WCF Modernization	-	-	-	-	-	335	-	335
Normalization of MED Capabilities for Pandemic Preparedness	-	-	-	-	-	4,400	-	4,400
Mental Health Care Workforce Investment	-	-	-	-	-	6,000	-	6,000
Total Program Changes	-	-	-	-	-	10,735	-	10,735
FY 2024 Request	107	28	11	-	146	52,210	18,780	70,990

### *Staff and Funds by Domestic Organization Units*

(\$ in thousands)

Bureau of Medical Services (MED)	FY 2022 Actual			FY 2023 Adjusted Enacted			FY 2024 Request			Increase/ Decrease		
	Am	FSN	Funds	Am	FSN	Funds	Am	FSN	Funds	Am	FSN	Funds
ICASS	-	-	10,364	-	-	10,657	-	-	10,657	-	-	-
MED/CP - Directorate for Clinical Programs	40	-	14,779	40	-	16,434	40	-	13,237	-	-	(3,197)
MED/CP/CS - Directorate for Clinical Services	23	-	5,951	23	-	6,531	23	-	5,623	-	-	(908)
MED/DO/EX - Office of The Executive Director	-	-	-	-	-	-	-	-	8,444	-	-	8,444
MED/DO/IT - Office of Medical Informatics	-	-	-	-	-	-	-	-	7,503	-	-	7,503
MED/DO/OM - Directorate of Operational Medicine	2	-	195	2	-	207	2	-	207	-	-	-

## MEDICAL SERVICES

Bureau of Medical Services (MED)	FY 2022 Actual			FY 2023 Adjusted Enacted			FY 2024 Request			Increase/ Decrease		
	Am	FSN	Funds	Am	FSN	Funds	Am	FSN	Funds	Am	FSN	Funds
MED/MH - Directorate for Mental Health Programs	31	-	7,880	31	-	8,874	31	-	8,510	-	-	(364)
MED/PD - Directorate of The Principal Deputy	50	-	15,392	50	-	15,038	50	-	6,509	-	-	(8,529)
MED/PD/MSSO - Medical Specialists Staff Office	-	-	-	-	-	-	-	-	10,300	-	-	10,300
<b>Total</b>	<b>146</b>	<b>-</b>	<b>54,561</b>	<b>146</b>	<b>-</b>	<b>57,741</b>	<b>146</b>	<b>-</b>	<b>70,990</b>	<b>-</b>	<b>-</b>	<b>13,249</b>

### *Funds by Object Class* (\$ in thousands)

Bureau of Medical Services (MED)	FY 2022 Actual	FY 2023 Adjusted Enacted	FY 2024 Request	Increase/ Decrease
1100 Personnel Compensation	30,739	32,649	35,028	2,379
1200 Personnel Benefits	2,254	2,288	2,423	135
2100 Travel & Trans of Persons	1,527	1,570	1,570	-
2200 Transportation of Things	129	133	133	-
2300 Rents, Comm & Utilities	89	92	427	335
2400 Printing & Reproduction	83	85	85	-
2500 Other Services	15,897	16,972	27,372	10,400
2600 Supplies and Materials	3,052	3,138	3,138	-
3100 Personal Property	791	814	814	-
<b>Total</b>	<b>54,561</b>	<b>57,741</b>	<b>70,990</b>	<b>13,249</b>



## BUREAU OF NEAR EASTERN AFFAIRS

### *Resource Summary*

(\$ in thousands)

Bureau of Near Eastern Affairs (NEA)	FY 2022 Actual	FY 2023 Adjusted Enacted	FY 2024 Request	Change from FY2023 Adjusted Enacted
Near Eastern Affairs	354,534	354,349	381,986	27,637
Positions	920	920	920	-

---

---

### WHO WE ARE & WHY IT MATTERS

---

---

The Bureau of Near Eastern Affairs (NEA) promotes U.S. interests across the Middle East and North Africa (MENA) by advancing security, stability, and prosperity. With 23 Embassies and Consulates spanning eighteen countries, the Bureau's engagement: addresses regional security; advances peace; strengthens inclusive economic growth; advances accountable governance and human rights; and accelerates actions to address the climate crisis.

NEA coordinates initiatives to combat terrorism, violent extremism, and the proliferation of weapons of mass destruction. The Bureau also sustains efforts to preserve Israel's security and pursues a comprehensive and lasting peace between Israel and its neighbors, including the Palestinians; in doing this, the Department builds on the recent normalization agreements to support further regional integration based on shared opportunities.

State Department activities also work to counter Iran's destabilizing activities and press for transparent, inclusive, accountable governance across the region. In addition, NEA takes an active approach in addressing strategic competition with the People's Republic of China (PRC) and Russia in the region.

As the United States shifts from reliance on bilateral security cooperation to a greater focus on global challenges and strategic competition, the State Department remains engaged, as reflected in NEA's work in building productive agreements and institutions. Tools utilized by the Department for de-escalating tensions and promoting further reintegration include reinvigorated multilateral diplomacy and increased interactions with regional organizations, such as the Gulf Cooperation Council, the Organization of Islamic Cooperation, and the Arab League.

The Department has worked to prevent dangerous advances in Iran's nuclear program, and it leads the effort to hold Iran accountable for its human rights abuses and crackdown on internet freedom. State has also appointed two Special Envoys, with one for Yemen and one to Libya. The Department continues to engage with the Syrian-led, UN-facilitated process to address the conflict in Syria and strongly supports the UN process for resolution in Western Sahara; U.S. assistance managed by NEA is a critical component supporting these conflict resolution processes.

The Middle East and North Africa are dynamic environments with unique challenges. Uneven progress on political and economic reforms have failed to: meet citizen demands for dignity and democracy; counter the corruption that prevents effective governance; or effectively address the needs and concerns of vulnerable populations. The expansion of the PRC's and Russia's influence in the region threatens U.S. security and commercial interests, as well as its ability to influence foreign publics and counter state disinformation. In addition, terrorist groups continue to find safe havens amid ungoverned space in conflict zones and incite violent extremism. In order to help address these issues, the Bureau of Near Eastern Affairs continuously adapts to: turn

## BUREAU OF NEAR EASTERN AFFAIRS

governance challenges into opportunities for democratic reform; contribute to equitable economic growth; prevent the shrinking of civil society spaces; and look for ways to address the climate crisis, which is creating challenges for all governments and people in MENA. Taken together, these actions build more resilient partners and more engaged societies, while closing the space for malign actors to exert influence.

The State Department continues to work with willing partners to advance democracy, rule of law, and inclusive economic growth, thereby enhancing resilience across the MENA region. In Iraq, U.S. support for post-ISIS stabilization and assistance with elections are enabling the Iraqi people to build a stable, free, and sovereign Iraq. In Syria, stabilization activities: prevent the resurgence of terrorist groups; promote accountability for atrocities; and promote an inclusive political solution to the conflict. In addition, State Department support for multilateral humanitarian relief and development efforts in Yemen are helping displaced populations recover from conflict, while providing hope for the future. Long-term stability and prosperity can emerge from regional integration and the resolution of longstanding conflicts, changing the MENA narrative from one of instability to one of economic opportunity.

U.S. peace and security benefit from economic and political reform efforts in the region. Stable security conditions and a transparent, level playing field for investment lower the risks and costs for foreign companies and provide a better environment for citizens to do business. In addition, local governments observing the rule of law and practicing good governance provide a solid foundation for investments and give citizens a means to affect positive change. In order to further expand economic opportunities, address corruption, and create jobs - particularly for disadvantaged populations, NEA's efforts focus on:

- countering the region's unemployment crisis and creating viable, peaceful futures for those who might otherwise be reliant on malign actors for their livelihoods.
- supporting civil society.
- advancing women's economic participation, thereby expanding regional productivity, furthering inclusive development, and promoting social stability.
- upholding U.S. values.
- addressing the refugee issues that impact regional stability; and
- tackling difficult human rights concerns within the context of regional partnerships.

America's diplomatic presence, policy dialogue, public diplomacy engagement, and foreign assistance programs are linked to achieving national security and foreign policy objectives. Having sufficient resources to maintain safe Missions and address security threats ensures that Department personnel can undertake diplomacy and development effectively and efficiently.

As the United States reorients its larger engagement to address global challenges, an increase in diplomatic and development activity will sustain its engagement in regional stability. U.S. efforts to reduce regional conflicts require increased engagement in challenging environments, especially as the Department considers potentially resuming operations in Libya.

Opportunities for positive influence that advance U.S. interests stem from the varied challenges the Department must address. Through diplomatic, commercial, and public diplomacy engagement, the State Department activities support: normalizing Arab-Israeli relations; building on the success of repairing the Gulf rift; and empowering a younger generation to urge governments to do more on education, business, and innovation. In parallel, by fostering resilience and opportunities for growth, partnerships with the U.S. government and private sector can compete with the PRC and mitigate Russian malign influence.

A renewed emphasis on climate change and public health is creating opportunities to build future stability and prosperity. Recognizing this, State Department programming is leveraging the United States' comparative

## **BUREAU OF NEAR EASTERN AFFAIRS**

advantage in the areas of higher education, business, research, and innovation; in doing so, NEA can create sustainable networks of individuals and communities that generate prosperity while demonstrating the strength of U.S. values.

These varied regional efforts support U.S. domestic interests. Employing the power of multilateral cooperations - the Global Coalition to Defeat ISIS, the Paris Accords, and UN institutions – the State Department is strengthening the U.S. government's position in the region. These efforts also emphasize the benefits of partnership with the U.S. to regional governments and non-governmental groups across the economic, social and cultural spectrum.

NEA and ME are increasingly focused on Diversity, Equity, Inclusion and Accessibility (DEIA). State Department programming prioritizes support for underserved communities, including racial and ethnic minorities; religious minorities; gender and sexual minorities (LGBTQI+ persons); persons with disabilities; immigrants, displaced persons, refugees, and asylum seekers; and those affected by persistent poverty.

U.S. leadership, as reflected in NEA and ME engagement and programming, positively impacts stability, security and prosperity in the MENA region. The State Department plays a key role in identifying and countering state disinformation and malign influences that can harm the interests of the United States, regional partners, and other allies. Given these concerns, top resource priorities must include bolstering the U.S. presence in the region; supporting targeted research and analysis; and the execution of diplomatic, commercial, and public diplomacy activities. Leading with soft power in regional diplomacy and development reinforces the United States' standing as a global leader with a vision for a world order that offers a better future for the middle class domestically, in MENA, and around the world.

---

---

### **BUREAU STRATEGIC GOALS**

---

---

1. Modernize and revitalize U.S. alliances, partnerships, and multilateral cooperation to prevent, deter, and resolve conflicts; counter terrorism; and address regional security and stabilization challenges.
2. Advance freedom, security, and prosperity for Israelis, Palestinians, and their neighbors.
3. Strengthen inclusive economic growth that achieves stable and prosperous societies while creating new markets for U.S. exports.
4. Advance accountable and responsive governance through strengthening democratic principles and fundamental freedoms.
5. Accelerate equitable and ambitious cross-sectoral actions to address the climate crisis in line with 2050 net-zero emissions targets.

To view more of the bureau strategy, please visit <https://www.state.gov/joint-regional-strategies/>.

---

---

### **JUSTIFICATION OF REQUEST**

---

---

The FY 2024 Request is \$382.0 million, an increase of \$27.7 million. This includes: \$11.2 million to potentially resume operations in Libya; \$3.2 million in adjustments to sustain and modernize information technology (IT) services and products received through Working Capital Fund; and \$13.3 million for current services, including a Real Property Working Capital Fund (WCF) realignment from the Bureau of Administration (A), the American Pay Raise, Locally Employed (LE) staff wage increases and overseas price inflation.

## BUREAU OF NEAR EASTERN AFFAIRS

Our Locally Employed Staff (LES) are the backbone and continuity of our overseas operations. They play a pivotal role in developing relationships with local contacts that assist us in implementing our ambitious agenda and executing U.S. foreign policy. Over recent years, inflation has hit host-nations much harder than it has hit the U.S. This has eroded overseas salaries, directly impacting the Department's LE workforce's purchasing power and creating financial hardships among them. As local comparators increase local wages to keep pace with inflation, NEA must do the same to remain competitive within each local job market to avoid losing our most valuable assets to other employers. Thus, NEA requests \$3.0 million in LE wage increase resources to offer competitive living wages and retain our exceptional LE workforce.

The Department is developing options for resuming operations at a U.S. Embassy in Tripoli, consistent with 2 FAM 411. Since that time, a Multi-Bureau Planning Team (MBPT) has explored a range of presence options and is developing an implementation plan. In the event of a decision by the Secretary to resume operations in Tripoli, which would be subject to congressional notification, the Request includes \$11.2 million for both increased diplomatic travel and NEA's operations of a Diplomatic Travel Support Operations Facility (DTSOF) near Tripoli.

### *Detailed Resource Summary*

Bureau of Near Eastern Affairs (NEA)	Positions					Funds (\$ in thousands)		
	American			FSN	Pos Total	Bureau Managed	American Salaries	Funds Total
	CS	FS Dom	Overseas					
FY 2022 Actual	176	120	624	260	1,180	215,926	138,608	354,534
FY 2023 Adjusted Enacted	176	120	624	260	1,180	203,211	151,138	354,349
FY 2024 Built-in Changes								
Overseas Price Inflation	-	-	-	-	-	1,404	-	1,404
Real Property WCF Adjustment	-	-	-	-	-	1,358	-	1,358
Annualization of 2023 American Pay Raise	-	-	-	-	-	-	1,375	1,375
LE Staff Wage Increase	-	-	-	-	-	2,969	-	2,969
2024 American Pay Raise	-	-	-	-	-	589	5,581	6,170
Total Built-in Changes	-	-	-	-	-	6,320	6,956	13,276
FY 2024 Current Services	176	120	624	260	1,180	209,531	158,094	367,625
FY 2024 Program Changes								
Establishing a Libya Presence	-	-	-	-	-	11,200	-	11,200
IT WCF Adjustment	-	-	-	-	-	3,161	-	3,161
Total Program Changes	-	-	-	-	-	14,361	-	14,361
FY 2024 Request	176	120	624	260	1,180	223,892	158,094	381,986

## BUREAU OF NEAR EASTERN AFFAIRS

### *Staff and Funds by Domestic Organization Units*

(\$ in thousands)

Bureau of Near Eastern Affairs (NEA)	FY 2022 Actual			FY 2023 Adjusted Enacted			FY 2024 Request			Increase/ Decrease		
	Am	FSN	Funds	Am	FSN	Funds	Am	FSN	Funds	Am	FSN	Funds
Office of Arabian Peninsula	6	-	2,449	6	-	2,512	6	-	2,657	-	-	145
Office of Egypt and Levant Affairs	20	-	3,271	20	-	3,404	20	-	3,591	-	-	187
Office of Executive Director	59	-	29,514	59	-	16,246	59	-	31,285	-	-	15,039
Office of Iranian Affairs	15	-	2,902	15	-	3,018	15	-	3,184	-	-	166
Office of Iraq Affairs	42	-	3,833	42	-	4,180	42	-	4,372	-	-	192
Office of Israel and Palestinian	20	-	2,980	20	-	3,099	20	-	3,270	-	-	171
Office of Maghreb Affairs	20	-	3,284	20	-	3,417	20	-	3,605	-	-	188
Office of Partnership Initiative	35	-	6,162	35	-	6,413	35	-	6,765	-	-	352
Office of Press and Public Diplomacy	27	-	4,591	27	-	4,783	27	-	5,045	-	-	262
Office of Regional Affairs	23	-	3,260	23	-	3,393	23	-	3,580	-	-	187
Office of the Assistant Secretary	29	-	5,530	29	-	5,757	29	-	6,073	-	-	316
<b>Total</b>	<b>296</b>	<b>-</b>	<b>67,776</b>	<b>296</b>	<b>-</b>	<b>56,222</b>	<b>296</b>	<b>-</b>	<b>73,427</b>	<b>-</b>	<b>-</b>	<b>17,205</b>

### *Staff and Funds by Post*

(\$ in thousands)

Bureau of Near Eastern Affairs (NEA)	FY 2022 Actual			FY 2023 Adjusted Enacted			FY 2024 Request			Increase/ Decrease		
	Am	FSN	Funds	Am	FSN	Funds	Am	FSN	Funds	Am	FSN	Funds
Algeria, Algiers	16	6	5,969	16	6	6,161	16	6	6,509	-	-	348
Bahrain, Manama	16	11	6,976	16	11	7,191	16	11	7,600	-	-	409
Egypt, Cairo	55	41	17,389	55	41	18,016	55	41	19,022	-	-	1,006
Iraq, Baghdad	118	-	64,433	118	-	70,973	118	-	68,344	-	-	(2,629)
Israel, Jerusalem	32	14	14,905	32	14	15,097	32	14	16,009	-	-	912
Israel, Tel Aviv	44	33	18,722	44	33	19,054	44	33	20,186	-	-	1,132
Jordan, Amman	41	19	19,774	41	19	20,095	41	19	21,295	-	-	1,200
Kuwait, Kuwait	26	10	11,929	26	10	12,164	26	10	12,881	-	-	717
Lebanon, Beirut	24	16	10,148	24	16	10,372	24	16	10,981	-	-	609
Libya, Tripoli	16	-	15,366	16	-	15,580	16	-	16,262	-	-	682
Morocco, Rabat	32	18	13,983	32	18	14,383	32	18	15,206	-	-	823
Oman, Muscat	19	5	7,156	19	5	7,323	19	5	7,750	-	-	427
Qatar, Doha	18	4	8,608	18	4	8,771	18	4	9,290	-	-	519
Saudi Arabia, Riyadh	58	30	29,859	58	30	30,148	58	30	31,987	-	-	1,839
Syria, Damascus	21	16	4,205	21	16	4,554	21	16	4,770	-	-	216
Tunisia, Tunis	23	15	8,017	23	15	8,313	23	15	8,776	-	-	463
United Arab Emirates, Abu Dhabi	43	15	23,496	43	15	23,674	43	15	25,128	-	-	1,454
Yemen, Sanaa	22	7	5,823	22	7	6,258	22	7	6,563	-	-	305
<b>Total</b>	<b>624</b>	<b>260</b>	<b>286,758</b>	<b>624</b>	<b>260</b>	<b>298,127</b>	<b>624</b>	<b>260</b>	<b>308,559</b>	<b>-</b>	<b>-</b>	<b>10,432</b>

## BUREAU OF NEAR EASTERN AFFAIRS

### *Funds by Object Class*

(\$ in thousands)

Bureau of Near Eastern Affairs (NEA)	FY 2022 Actual	FY 2023 Adjusted Enacted	FY 2024 Request	Increase/ Decrease
1100 Personnel Compensation	184,129	190,845	203,639	12,794
1200 Personnel Benefits	52,388	52,437	55,976	3,539
1300 Benefits Former Personnel	91	86	94	8
2100 Travel & Trans of Persons	9,427	8,872	9,775	903
2200 Transportation of Things	3,142	2,957	3,258	301
2300 Rents, Comm & Utilities	14,141	13,309	14,663	1,354
2400 Printing & Reproduction	236	222	245	23
2500 Other Services	65,628	61,763	68,049	6,286
2600 Supplies and Materials	4,714	4,436	4,888	452
3100 Personal Property	19,067	17,944	19,770	1,826
4100 Grants, Subsidies & Contributions	1,571	1,478	1,629	151
<b>Total</b>	<b>354,534</b>	<b>354,349</b>	<b>381,986</b>	<b>27,637</b>

## POST ASSIGNMENT TRAVEL

### *Resource Summary*

(\$ in thousands)

Post Assignment Travel (PAT)	FY 2022 Actual	FY 2023 Adjusted Enacted	FY 2024 Request	Change from FY 2023 Adjusted Enacted
Post Assignment Travel	122,236	98,709	124,678	25,969

---

---

### WHO WE ARE & WHY IT MATTERS

---

---

Post Assignment Travel (PAT) supports the Department's worldwide permanent change of station (PCS) travel expenses for employees and eligible family members. These expenses include: airfare; shipment of household effects and privately-owned vehicles; placement of household effects into storage and the continuing storage of those effects; and per diem required for extended training at the Foreign Service Institute (FSI) in preparation for the onward assignment.

The FY 2024 Budget covers estimated PCS trips for Department personnel funded from the Diplomatic Programs (DP) account. However, it does not address costs associated with the Consular and Border Security Program (CBSP) personnel or Worldwide Security Protection (WSP) personnel, as these expenses are paid from their respective budget accounts. The Request will fund all allowable appointment, transfer, home leave, and separation travel for Foreign Service and Civil Service personnel under Diplomatic Programs operations, while PCS travel for personnel funded by WSP and separate appropriations (such as Embassy Security, Construction, and Maintenance, Consular and Border Security Programs, etc.) will be funded from those sources.

PAT is crucial to staffing the Department's overseas and domestic missions with capable and trained personnel and effectively managing its global human resources. The accomplishment of Department goals and objectives hinges on getting the right people to the right place at the right time. PAT supports the PCS travel requirements for Department personnel, ensuring timely deployment of employees, families, and personal effects. Tours of duty generally range from one to four years at overseas posts, depending on hardship conditions.

---

---

### JUSTIFICATION OF REQUEST

---

---

The FY 2024 Request is \$122.9 million, an increase of \$26 million above the FY 2023 Adjusted Enacted level. The Request includes \$1.8 million for overseas price inflation and \$24.2 million to support the following anticipated PAT increases:

- The Department expects to onboard at least 100 new DP-funded Foreign Service Officers during FY 2024, with associated PCS expense of \$3.7 million.
- The COVID-19 pandemic and increased transportation costs have driven sustained price increases for packing and shipping of household effects, with annual increases averaging 9.5 percent. Such expenses comprise nearly 60 percent of the Post Assignment Travel spending, equating to \$59.2 million of the FY 2023 baseline of \$98.7 million, and a commensurate increase of \$8.2 million for FY 2024.

## POST ASSIGNMENT TRAVEL

- The remaining \$16 million increase represents PAT DP normalization of supplemental/carryover funding for PAT into the FY2024 base. This increase also anticipates cost increases due to changes in the Department of State Standardized Regulations (DSSR) for the Home Service Transfer Allowance, Foreign Transfer Allowance, and evacuation allowances.

### *Detailed Resource Summary*

Post Assignment Travel (PAT)	Positions					Funds (\$ in thousands)		
	American			FSN	Pos Total	Bureau Managed	American Salaries	Funds Total
	CS	FS Dom	Overseas					
FY 2022 Actual	-	-	-	-	-	122,236	-	122,236
FY 2023 Adjusted Enacted	-	-	-	-	-	98,709	-	98,709
FY 2024 Built-in Changes								
Overseas Price Inflation	-	-	-	-	-	1,760	-	1,760
Total Built-in Changes	-	-	-	-	-	1,760	-	1,760
FY 2024 Current Services	-	-	-	-	-	100,469	-	100,469
FY 2024 Program Changes								
PAT DP Normalization	-	-	-	-	-	24,209	-	24,209
Total Program Changes	-	-	-	-	-	24,209	-	24,209
FY 2024 Request	-	-	-	-	-	124,678	-	124,678

### *Staff and Funds by Domestic Organization Units*

(\$ in thousands)

Post Assignment Travel (PAT)	FY 2022 Actual			FY 2023 Adjusted Enacted			FY 2024 Request			Increase/ Decrease		
	Am	FSN	Funds	Am	FSN	Funds	Am	FSN	Funds	Am	FSN	Funds
Post Assignment Travel	-	-	122,236	-	-	98,709	-	-	124,678	-	-	25,969
<b>Total</b>	-	-	<b>122,236</b>	-	-	<b>98,709</b>	-	-	<b>124,678</b>	-	-	<b>25,969</b>

### *Funds by Object Class*

(\$ in thousands)

Post Assignment Travel (PAT)	FY 2022 Actual	FY 2023 Adjusted Enacted	FY 2024 Request	Increase/ Decrease
1200 Personnel Benefits	12,226	9,873	12,470	2,597
2100 Travel & Trans of Persons	24,447	19,742	24,935	5,193
2200 Transportation of Things	63,558	51,324	64,829	13,505
2300 Rents, Comm & Utilities	9,780	7,898	9,975	2,077
2500 Other Services	12,225	9,872	12,469	2,597
<b>Total</b>	<b>122,236</b>	<b>98,709</b>	<b>124,678</b>	<b>25,969</b>



## POST ASSIGNMENT TRAVEL

### *Funds by Object Class*

(\$ in thousands)

Post Assignment Travel (PAT)	FY 2022 Actual	FY 2023 Adjusted Enacted	FY 2024 Request	Increase/ Decrease
1200 Personnel Benefits	12,226	9,873	12,470	2,597
2100 Travel & Trans of Persons	24,447	19,742	24,935	5,193
2200 Transportation of Things	63,558	51,324	64,829	13,505
2300 Rents, Comm & Utilities	9,780	7,898	9,975	2,077
2500 Other Services	12,225	9,872	12,469	2,597
<b>Total</b>	<b>122,236</b>	<b>98,709</b>	<b>124,678</b>	<b>25,969</b>

## BUREAU OF SOUTH AND CENTRAL ASIAN AFFAIRS

### *Resource Summary*

(\$ in thousands)

Bureau of South and Central Asian Affairs (SCA)	FY 2022 Actual	FY 2023 Adjusted Enacted	FY 2024 Request	Change from FY2023 Adjusted Enacted
South and Central Asian Affairs	216,132	168,911	190,721	21,810
Positions	576	576	576	-

---

---

### WHO WE ARE & WHY IT MATTERS

---

---

The Bureau of South and Central Asian Affairs (SCA) is responsible for promoting U.S. interests in one of the most populous and dynamic regions of the world. The 13 countries that make up SCA are home to roughly one-quarter of the world's population, including one-third of the world's Muslims and approximately 850 million people under the age of 30. Constructive engagement with these countries is vital to U.S. national security and regional stability, with key efforts focusing on priorities that include addressing climate change, diversifying supply chains, continuing economic recovery from COVID-19, deterring aggression, and promoting partnerships in the Indo-Pacific region.

There is a direct link between the United States' diplomatic presence around the world and its ability to achieve national security and foreign policy objectives. In maintaining and expanding that presence, having sufficient resources, addressing security threats, and retaining flexibility are critical factors that ensure Department personnel can undertake diplomatic and development activities. State Department operations across south and central Asia remain critical to ensuring the national security and economic prosperity of the United States, especially given the turbulent political, military, and economic developments SCA is now addressing.

The Taliban's violent takeover in August 2021 resulted in the suspension of embassy operations and upended twenty years of U.S. engagement in Afghanistan. However, the United States remains committed to achieving positive outcomes within this challenging environment. While the new political and security context has dramatically changed, the U.S. remains the single largest donor of humanitarian assistance in Afghanistan. The United States is taking a strong, principled position to prevent the humanitarian situation from deteriorating further, while striving to promote respect for the human rights of Afghan women and girls. At present, the United States' engagement with Afghanistan is conducted through the Afghanistan Affairs Unit (AAU), which operates out of U.S. Embassy Doha and includes staff from the State Department, United States Agency for International Development (USAID), and Department of Defense.

The State Department's diplomatic efforts are also vital to achieving progress with Pakistan on promoting regional security, combatting counterterrorism, strengthening trade and investment, executing sustainable economic development, and attaining climate objectives.

Positioned at the geographic and political heart of the Indian Ocean, the U.S. Mission to the Maldives is also vital to the Department's efforts to secure regional influence for the United States and ensure a free and open Indo-Pacific region. The U.S. Mission Maldives (USMM) is currently based in Colombo, Sri Lanka, and it will soon relocate to Malé with the planned opening of Embassy Maldives. USMM seeks to promote U.S. interests by supporting Maldives' security, prosperity, and democratic governance.

## BUREAU OF SOUTH AND CENTRAL ASIAN AFFAIRS

In Bangladesh, Nepal, and Sri Lanka, the Administration's Indo-Pacific vision advances freedom and openness, connectedness, prosperity, security, and resilience. Department efforts in support of this vision anchor the United States in the region while facing a formidable range of threats, including competition from the People's Republic of China (PRC) and climate change.

The United States welcomes India's emergence as a leading global power and supports its leadership role in upholding a free and open Indo-Pacific Region. India's role throughout the broader region as a net security provider aids efforts to deter and prevent adversaries from directly threatening the United States, its allies, and its partners.

India's dynamic economy and Central Asia's human capital afford massive potential for economic growth, while rich natural resources promise that the region can be a key driver of global prosperity over the coming decades. To advance cooperation, counter malign influence, and address shared priorities with its partners in SCA, the United States supports regional and multilateral platforms, such as the Quad, the Economic Partnership Group, and C5+1.

Russia's war against Ukraine is a pivotal moment for Central Asia. In addition to heightened concerns about the region's countries' sovereignty and territorial integrity, rising energy and food prices have plunged millions into poverty and uncertainty. The Department's significant, continued engagement in this region provides an opportunity to demonstrate that the United States is a reliable partner that offers an alternative to Russian bullying and PRC debt.

The Bureau of South and Central Asian Affairs' far-reaching public diplomacy programs secure the United States' position as an indispensable partner for the countries of SCA by:

- strengthening democratic and inclusive institutions and societies;
- increasing access to accurate information;
- bolstering public resilience to dis/misinformation and influence from bad actors;
- enhancing educational and economic opportunity, particularly in science, technology, engineering, and math (STEM) fields;
- increasing public support for climate action; and,
- protecting cultural heritage.

SCA will continue to emphasize exchange programs that bring together and create self-sustaining regional networks among key, like-minded interlocutors and the next generation of leaders. These influencers will continue to shape local opinion in support of top U.S. policy issues well into the future.

---

### BUREAU STRATEGIC GOALS

---

1. Address global challenges through regional cooperation.
2. Strengthen transparent, accountable democratic governance and values.
3. Support inclusive, equitable economic growth and an equitable, clean, resilient energy future.
4. Enhance regional security and stability.
5. Advance India's development as a global leader.

To view more of the bureau strategy, please visit <https://www.state.gov/joint-regional-strategies/>.

## BUREAU OF SOUTH AND CENTRAL ASIAN AFFAIRS

### JUSTIFICATION OF REQUEST

The Department's FY 2024 Request of \$190.7 million is an increase of \$9.6 million, of which \$2.6 million is for adjustments to sustain and modernize technology services for IT services and products received through Working Capital Fund (WCF), and \$7.0 million is to normalize operational funding for the Afghanistan Affairs Unit (AAU) previously funded from supplementals and distinct from SCA's direct operational expenses for Enduring Welcome.

Also included in the FY 2024 Request is \$12.3 million to fund current services including a Real Property Working Capital Fund realignment from the Bureau of Administration; American pay increases for U.S. staff; locally employed (LE) staff wage increases; and overseas price inflation.

The Department's LE staff are the backbone its overseas operations, providing essential local knowledge, continuity of operations, and institutional memory. LE staff play a pivotal role in developing relationships with local contacts that assist the Department in implementing its ambitious agenda and executing U.S. foreign policy. Over recent years, inflation has hit host-nations much harder than it has domestically. This has eroded overseas salaries, directly impacting the LE workforce's purchasing power and creating financial hardships for them. As local employers increase wages to keep pace with inflation, SCA must do the same to remain competitive within the local job market in order to avoid losing critical staff to other organizations. To address this, the FY 2024 Request includes \$5.4 million to address LE staff wage increases for SCA.

### *Detailed Resource Summary*

Bureau of South and Central Asian Affairs (SCA)	Positions					Funds (\$ in thousands)		
	American			FSN	Pos Total	Bureau Managed	American Salaries	Funds Total
	CS	FS Dom	Overseas					
FY 2022 Actual	68	51	457	2,093	2,669	129,184	86,948	216,132
FY 2023 Adjusted Enacted	68	51	457	2,093	2,669	74,493	94,418	168,911
FY 2024 Built-in Changes								
Overseas Price Inflation	-	-	-	-	-	638	-	638
Real Property WCF Adjustment	-	-	-	-	-	1,212	-	1,212
Annualization of 2023 American Pay Raise	-	-	-	-	-	-	865	865
2024 American Pay Raise	-	-	-	-	-	540	3,622	4,162
LE Staff Wage Increase	-	-	-	-	-	5,383	-	5,383
Total Built-in Changes	-	-	-	-	-	7,773	4,487	12,260
FY 2024 Current Services	68	51	457	2,093	2,669	82,266	98,905	181,171
FY 2024 Program Changes								
Afghanistan Affairs Unit	-	-	-	-	-	7,000	-	7,000
IT WCF Increases	-	-	-	-	-	2,550	-	2,550
Total Program Changes	-	-	-	-	-	9,550	-	9,550
FY 2024 Request	68	51	457	2,093	2,669	91,816	98,905	190,721

## BUREAU OF SOUTH AND CENTRAL ASIAN AFFAIRS

### *Staff and Funds by Domestic Organization Units*

(\$ in thousands)

Bureau of South and Central Asian Affairs (SCA)	FY 2022 Actual			FY 2023 Adjusted Enacted			FY 2024 Request			Increase/ Decrease		
	Am	FSN	Funds	Am	FSN	Funds	Am	FSN	Funds	Am	FSN	Funds
Office of Afghanistan Affairs	20	-	-	21	-	-	20	-	-	(1)	-	-
Office of Assistant Secretary	4	-	-	4	-	-	4	-	-	-	-	-
Office of Central Asian Affairs	5	-	2,315	5	-	1,856	5	-	2,081	-	-	225
Office of Executive Director	4	-	8,166	4	-	5,576	4	-	6,528	-	-	952
Office of India Affairs	22	-	-	19	-	-	22	-	-	3	-	-
Office of Nepal, Sri Lanka, Bangladesh, Bhutan, and Maldives Affairs	15	-	2,656	15	-	2,226	15	-	2,470	-	-	244
Office of Pakistan Affairs	15	-	3,337	16	-	2,966	15	-	3,245	(1)	-	279
Office of Press and Public Diplomacy	17	-	-	18	-	-	17	-	-	(1)	-	-
Office of Public Diplomacy	0	-	3,947	-	-	2,970	-	-	3,387	-	-	417
Office of Regional Affairs	8	-	2,656	8	-	2,226	8	-	2,470	-	-	244
Office of the Assistant Secretary	9	-	3,935	9	-	2,960	9	-	3,380	-	-	420
<b>Total</b>	<b>119</b>	<b>-</b>	<b>27,012</b>	<b>119</b>	<b>-</b>	<b>20,780</b>	<b>119</b>	<b>-</b>	<b>23,561</b>	<b>-</b>	<b>-</b>	<b>2,781</b>

### *Staff and Funds by Post*

(\$ in thousands)

Bureau of South and Central Asian Affairs (SCA)	FY 2022 Actual			FY 2023 Adjusted Enacted			FY 2024 Request			Increase/ Decrease		
	Am	FSN	Funds	Am	FSN	Funds	Am	FSN	Funds	Am	FSN	Funds
Afghanistan, Kabul (Doha)	66	658	13,026	66	658	14,145	66	658	21,145	--	--	7,000
Bangladesh, Dhaka	26	26	9,456	26	25	7,637	26	26	8,551	--	1	914
India, Chennai (CG)	10	39	8,049	10	38	5,450	10	39	6,398	--	1	948
India, Hyderabad	6	-	3,538	6	-	2,526	6	-	2,921	--	-	395
India, Kolkata (CG)	6	31	4,988	6	31	3,443	6	31	4,020	-	-	577
India, Mumbai (CG)	14	50	7,391	14	50	5,395	14	50	6,202	-	-	807
India, New Delhi	71	80	80,063	71	79	52,073	71	80	55,526	-	1	3,453
Kazakhstan, Almaty	8	4	2,722	8	5	2,298	8	4	2,545	-	(1)	247
Kazakhstan, Astana	22	3	6,238	22	4	5,458	22	3	5,992	-	(1)	534
Kyrgyzstan, Bishkek	22	7	4,947	22	8	4,714	22	7	5,075	-	(1)	361
Nepal, Kathmandu	19	16	7,052	19	16	5,684	19	16	6,368	-	-	684

## BUREAU OF SOUTH AND CENTRAL ASIAN AFFAIRS

Bureau of South and Central Asian Affairs (SCA)	FY 2022 Actual			FY 2023 Adjusted Enacted			FY 2024 Request			Increase/ Decrease		
	Am	FSN	Funds	Am	FSN	Funds	Am	FSN	Funds	Am	FSN	Funds
Pakistan, Islamabad	72	1,080	11,756	72	1,080	12,766	72	1,080	13,372	-	-	606
Pakistan, Karachi (CG)	16	19	2,542	16	19	2,760	16	19	2,891	-	-	131
Pakistan, Lahore (CG)	9	20	1,429	9	20	1,552	9	20	1,626	-	-	74
Pakistan, Peshawar (CN)	9	25	1,429	9	25	1,552	9	25	1,626	-	-	74
Sri Lanka, Colombo	26	19	7,688	26	20	6,375	26	19	7,091	-	(1)	716
Tajikistan, Dushanbe	20	5	5,919	20	5	5,112	20	5	5,631	-	-	519
Turkmenistan, Ashgabat	15	4	3,676	15	4	3,334	15	4	3,630	-	-	296
Uzbekistan, Tashkent	20	7	7,211	20	6	5,857	20	7	6,550	-	1	693
<b>Total</b>	<b>457</b>	<b>2,093</b>	<b>189,120</b>	<b>457</b>	<b>2,093</b>	<b>148,131</b>	<b>457</b>	<b>2,093</b>	<b>167,160</b>	-	-	<b>19,029</b>

### *Funds by Object Class*

(\$ in thousands)

Bureau of South and Central Asian Affairs (SCA)	FY 2022 Actual	FY 2023 Adjusted Enacted	FY 2024 Request	Increase/ Decrease
1100 Personnel Compensation	142,154	111,198	125,526	14,328
1200 Personnel Benefits	43,069	39,889	43,227	3,338
2100 Travel & Trans of Persons	3,178	1,833	2,259	426
2200 Transportation of Things	2,119	1,222	1,506	284
2300 Rents, Comm & Utilities	4,207	2,426	2,990	564
2500 Other Services	7,881	4,544	5,601	1,057
2600 Supplies and Materials	7,996	4,611	5,683	1,072
3100 Personal Property	4,469	2,577	3,176	599
4100 Grants, Subsidies & Contributions	1,059	611	753	142
<b>Total</b>	<b>216,132</b>	<b>168,911</b>	<b>190,721</b>	<b>21,810</b>

# BUREAU OF WESTERN HEMISPHERE AFFAIRS

## *Resource Summary*

(\$ in thousands)

Bureau of Western Hemisphere Affairs (WHA)	FY 2022 Actual	FY 2023 Adjusted Enacted	FY 2024 Request	Change from FY2023 Adjusted Enacted
Western Hemisphere Affairs	316,374	314,655	337,572	22,917
Positions	1,012	1,012	1,024	12

---

## WHO WE ARE & WHY IT MATTERS

---

The Bureau of Western Hemisphere Affairs (WHA) is focused on fostering a democratic, inclusive, secure, prosperous, and climate-resilient region within which the United States can partner to advance shared interests globally and regionally. WHA includes 51 Embassies and Consulates located across Canada, Mexico, the Caribbean, and Central and South America. These Embassies and Consulates advance the Department's work overseas through partnership with like-minded countries, local and international partners, and multilateral institutions to promote a shared vision of accountable and inclusive democracies that: fight corruption; provide security; and promote economic opportunities for their people.

Challenges in the Western Hemisphere often affect the United States due to its geographic proximity. Critical issues range from climate change-related extreme weather events to a lack of economic opportunities and security concerns that propel irregular migration and allow transnational criminal organizations to flourish.

To achieve progress in mitigating or eliminating these regional concerns, the State Department's diplomatic and economic efforts must recognize the interconnected nature of the issues involved. In doing so, the Department can simultaneously promote security, prosperity, and democracy while advancing U.S. interests domestically and overseas.

The Americas Partnership for Economic Prosperity (APEP) initiative creates the framework for a new and expanded economic agenda for the region. The initiative focuses on five key pillars: reinvigorating regional economic institutions and mobilizing investment; making supply chains more resilient; updating the basic bargain; creating clean energy jobs and advancing decarbonization and biodiversity; and ensuring sustainable and inclusive trade. Transparent and equitable trade, investment, and infrastructure development will: improve the climate for U.S. businesses; generate jobs; help the region compete globally; and prevent opaque transactions and unsustainable projects from strategic competitors. Expanding global health security in the region will enable countries to mitigate future public health threats and build resilient health systems for their populations. Educational exchanges and training programs, engagement with diaspora communities, and inclusive public messaging all serve to strengthen the people-to-people ties that strongly unite the United States and the region and serve to counter disinformation.

Recognizing the vast scope of the issues involved and the levels of investment required to resolve them, the Department is undertaking targeted activities to foster democracy, human rights, economic empowerment, health security, and social inclusion throughout the region. A clearcut example would be many of WHA's more urgent activities which focus on building and restoring democracy in Haiti, Cuba, Venezuela, and Nicaragua.

Irregular migration throughout the Hemisphere has a direct impact on the United States. WHA is implementing the U.S. Strategy for Addressing the Root Causes of Migration in Central America (RCS) and the Collaborative

## BUREAU OF WESTERN HEMISPHERE AFFAIRS

Migration Management Strategy to expand access to humanitarian protection and lawful migration pathways. These efforts help: protect national and border security; provide economic opportunities to migrants and potential migrants; and stabilize communities being impacted by migration flows. WHA continues to press partner governments to make the needed political, rule-of-law, and economic reforms to restore their citizens' hope for a better future for their families in their home countries.

Improving the security situation in Haiti remains vital to restoring its democratic institutions. The Department of State is working to: strengthen the capacity of the Haitian National Police (HNP) to promote peace and stability; support community-based violence prevention efforts to reduce recruitment in gangs; and stem migration by providing basic needs and support to the Haitian people.

---

---

### BUREAU STRATEGIC GOALS

---

---

1. A Democratic Hemisphere.
2. An Inclusive Hemisphere.
3. A Secure Hemisphere.
4. A Prosperous Hemisphere.
5. A Climate-Resilient Hemisphere.
6. A Hemisphere Receptive to U.S. Leadership and Values.

To view more of the bureau strategy, please visit <https://www.state.gov/joint-regional-strategies/>.

---

---

### JUSTIFICATION OF REQUEST

---

---

The FY 2024 Request is \$337.6 million, an increase of \$22.9 million above the FY 2023 Adjusted Enacted level and includes funding for 12 new U.S. Direct Hire (USDH) and 21 Locally Employed (LE) staff positions. The Request provides \$15.7 million in current services adjustments. The Budget also provides resources for several key initiatives aimed at: addressing hemispheric migration; combatting climate change; advancing U.S. economic and national security interests. In addition, the FY 2024 Request will dedicate funds to creating safe and secure workplaces, as well as modernizing the Bureau's Information Technology (IT) infrastructure.

\$3.9 million supports LE staff wage increases to offer more competitive wages, allowing the Bureau to retain its essential LE workforce. LE staff provide critical local knowledge, continuity of operations, and institutional memory. These staff play a pivotal role in developing the relationships with the local contacts which assist State in implementing and executing U.S. foreign policy. In recent years, inflation has hit host-nations much harder than it has domestically. This has eroded overseas salaries, directly impacting the LE workforce's purchasing power and creating financial hardships among them. As local employers increase local wages to keep pace with inflation, WHA must do the same to remain competitive within the local job markets.

The FY 2024 Request includes \$1.7 million for four additional Civil Service and four Foreign Service Domestic positions in support of efforts to address migration throughout the region. These positions will provide the additional capacity needed to: strengthen interagency and regional coordination; identify and help address the root causes of irregular migration; respond to urgent developments and the flux of migration flows; and expand regional responsibility sharing for migration management through partnership with other governments and local and international organizations.



## BUREAU OF WESTERN HEMISPHERE AFFAIRS

In addition, the Request includes \$1.3 million and supports two USDH positions to address climate and sustainability. WHA plans to use these staff members to engage and coordinate with partner governments, local stakeholders, and international organizations to promote climate change mitigation and adaptation initiatives.

In addition, the Request includes \$1.3 million and supports two USDH positions to counter malign influences in the Western Hemisphere. WHA aims to ensure a competitive and transparent investment environment, and the additional staff will help WHA to:

- counter opaque transactions and unsustainable projects from strategic competitors;
- reinforce military-to-military relationships;
- promote secure critical infrastructure;
- enhance maritime domain awareness;
- counter disinformation; and,
- promote democratic values, human rights, and anti-corruption.

The Request includes \$1.9 million for 21 new LE staff facility positions to support the opening and renovations of embassies and consular compounds within the region. These facilities in the Bahamas, Guatemala, Guyana, Honduras, Mexico City, Paraguay, and Uruguay will help the Department achieve its goal of ensuring all Department and interagency employees are working in safe and secure workplaces.

In addition, \$1 million will fund the IT Working Capital Modernization to accommodate the increase in fees related to end-user devices and support for both OpenNet and ClassNet; data and voice connectivity; GO Mobile; and GO Virtual.

### *Detailed Resource Summary*

(\$ in thousands)

Bureau of Western Hemisphere Affairs (WHA)	Positions					Funds		
	American			FSN	Pos Total	Bureau Managed	American Salaries	Funds Total
	CS	FS Dom	Overseas					
FY 2022 Actual	102	131	779	952	1,964	164,222	152,152	316,374
FY 2023 Adjusted Enacted	102	131	779	984	1,996	154,558	160,097	314,655
FY 2024 Built-in Changes								
Annualization of 2023 American Pay Raise	-	-	-	-	-	-	1,468	1,468
2024 American Pay Raise	-	-	-	-	-	1,709	6,126	7,835
LE Staff Wage Increase	-	-	-	-	-	3,899	-	3,899
Overseas Price Inflation	-	-	-	-	-	393	-	393
Real Property WCF Adjustment	-	-	-	-	-	2,149	-	2,149
Total Built-in Changes	-	-	-	-	-	8,150	7,594	15,744
FY 2024 Current Services	102	131	779	984	1,996	162,708	167,691	330,399
FY 2024 Program Changes								
Migration	4	4	-	-	8	741	911	1,652

## BUREAU OF WESTERN HEMISPHERE AFFAIRS

Bureau of Western Hemisphere Affairs (WHA)	Positions					Funds		
	American			FSN	Pos Total	Bureau Managed	American Salaries	Funds Total
	CS	FS Dom	Overseas					
Countering Malign Influence	-	-	2	-	2	1,026	266	1,292
Climate and Sustainability	-	-	2	-	2	1,026	266	1,292
Cybersecurity and Future of Work-Related IT Requests	-	-	-	-	-	997	-	997
NEC/NCC BOE Costs and Staffing	-	-	-	21	21	1,940	-	1,940
Total Program Changes	4	4	4	21	33	5,730	1,443	7,173
<b>FY 2024 Request</b>	<b>106</b>	<b>135</b>	<b>783</b>	<b>1,005</b>	<b>2,029</b>	<b>168,438</b>	<b>169,134</b>	<b>337,572</b>

### *Staff and Funds by Domestic Organization Units*

(\$ in thousands)

Bureau of Western Hemisphere Affairs (WHA)	FY 2022 Actual			FY 2023 Adjusted Enacted			FY 2024 Request			Increase/Decrease		
	Am	FSN	Funds	Am	FSN	Funds	Am	FSN	Funds	Am	FSN	Funds
Office of Andean Affairs	12	-	280	12	-	279	12	-	293	-	-	14
Office of Brazilian/Southern Cone Affairs	5	-	205	5	-	205	6	-	422	1	-	217
Office of Canadian Affairs	7	-	1,058	7	-	1,068	7	-	1,121	-	-	53
Office of Caribbean Affairs	10	-	291	10	-	292	10	-	307	-	-	15
Office of Central American and Panamanian Affairs	10	-	177	11	-	176	15	-	1,012	4	-	836
Office of Cuban Affairs	10	-	644	10	-	651	10	-	683	-	-	32
Office of Haitian Affairs	2	-	904	2	-	909	2	-	954	-	-	45
Office of Mexican Affairs	8	-	1,355	8	-	1,320	10	-	1,801	2	-	481
Office of Policy, Planning, Coordination and Press	13	-	1,978	12	-	1,995	13	-	2,299	1	-	304
Office of Regional Economic Policy and Summit Coordination	13	-	3,696	13	-	3,551	13	-	3,735	-	-	184
Office of the Assistant Secretary	14	-	1,077	14	-	1,076	14	-	1,130	-	-	54
Office of the Executive Director	113	-	30,540	113	-	30,454	113	-	32,971	-	-	2,517
Permanent Mission to the OAS	16	-	292	16	-	286	16	-	307	-	-	21
<b>Total</b>	<b>233</b>	<b>-</b>	<b>42,497</b>	<b>233</b>	<b>-</b>	<b>42,262</b>	<b>241</b>	<b>-</b>	<b>47,035</b>	<b>8</b>	<b>-</b>	<b>4,773</b>

# BUREAU OF WESTERN HEMISPHERE AFFAIRS

## *Staff and Funds by Post*

(\$ in thousands)

Bureau of Western Hemisphere Affairs (WHA)	FY 2022 Actual			FY 2023 Adjusted Enacted			FY 2024 Request			Increase/ Decrease		
	Am	FSN	Funds	Am	FSN	Funds	Am	FSN	Funds	Am	FSN	Funds
Argentina, Buenos Aires	27	27	9,369	27	27	9,318	27	27	9,784	-	-	466
Bahamas, Nassau	12	22	5,539	12	26	5,509	12	37	6,269	-	11	760
Barbados, Bridgetown	16	10	8,097	16	10	8,053	16	10	8,456	-	-	403
Belize, Belmopan	14	9	4,076	14	9	4,054	14	9	4,257	-	-	203
Bolivia, La Paz	36	19	9,604	36	19	9,552	36	19	10,029	-	-	477
Brazil, Belo Horizonte	1	-	91	1	1	90	1	1	95	-	-	5
Brazil, Brasilia	24	22	15,287	24	22	15,204	24	22	15,965	-	-	761
Brazil, Porto Alegre	5	-	869	5	3	864	5	3	908	-	-	44
Brazil, Recife	5	9	1,173	5	9	1,167	5	9	1,225	-	-	58
Brazil, Rio de Janeiro	8	26	3,666	8	26	3,646	8	26	3,828	-	-	182
Brazil, Sao Paulo	14	25	4,483	14	25	4,459	14	25	4,682	-	-	223
Canada, Calgary	4	11	1,470	4	11	1,462	4	11	1,535	-	-	73
Canada, Halifax	3	9	986	3	9	981	3	9	1,030	-	-	49
Canada, Montreal	8	15	1,179	8	15	1,173	8	15	1,231	-	-	58
Canada, Ottawa	20	21	12,154	20	21	12,089	20	21	12,693	-	-	604
Canada, Quebec	3	10	1,614	3	10	1,606	3	10	1,686	-	-	80
Canada, Toronto	8	17	1,649	8	17	1,641	8	17	1,722	-	-	81
Canada, Vancouver	11	10	1,570	11	10	1,562	11	10	1,639	-	-	77
Canada, Winnipeg	1	2	553	1	2	550	1	2	577	-	-	27
Chile, Santiago	24	17	10,434	24	17	10,377	25	17	11,542	1	-	1,165
Colombia, Bogota	30	45	18,069	30	45	17,971	30	45	18,870	-	-	899
Costa Rica, San Jose	26	25	5,806	26	25	5,775	26	25	6,064	-	-	289
Cuba, Havana	27	-	5,440	27	-	5,411	27	-	5,682	-	-	271
Dom. Republic, Santo Domingo	31	36	6,801	31	36	6,763	32	36	7,748	1	-	985
Ecuador, Guayaquil	11	15	2,208	11	15	2,196	11	15	2,305	-	-	109
Ecuador, Quito	25	20	8,598	25	20	8,551	25	20	8,979	-	-	428
El Salvador, San Salvador	28	30	6,026	28	30	5,993	28	30	6,293	-	-	300
Grenada, St. Georges	1	1	746	1	1	741	1	1	778	-	-	37
Guatemala, Guatemala City	21	35	6,849	21	37	6,812	21	39	7,637	-	2	825
Guyana, Georgetown	17	17	3,316	17	17	3,298	17	17	3,462	-	-	164
Haiti, Port-au-Prince	28	37	6,332	28	37	6,298	28	37	6,613	-	-	315
Honduras, Tegucigalpa	25	33	5,959	25	40	5,926	25	40	6,222	-	-	296

## BUREAU OF WESTERN HEMISPHERE AFFAIRS

Bureau of Western Hemisphere Affairs (WHA)	FY 2022 Actual			FY 2023 Adjusted Enacted			FY 2024 Request			Increase/ Decrease		
	Am	FSN	Funds	Am	FSN	Funds	Am	FSN	Funds	Am	FSN	Funds
Jamaica, Kingston	14	35	5,631	14	35	5,601	15	35	6,527	1	-	926
Mexico, Ciudad Juarez	8	13	988	8	13	983	8	13	1,032	-	-	49
Mexico, Guadalajara	8	19	1,073	8	23	1,067	8	23	1,121	-	-	54
Mexico, Hermosillo	4	13	1,231	4	15	1,224	4	15	1,286	-	-	62
Mexico, Matamoros	6	11	765	6	11	761	6	11	798	-	-	37
Mexico, Merida	5	9	790	5	14	786	5	14	825	-	-	39
Mexico, Mexico City	43	70	18,993	43	76	18,890	43	79	20,320	-	3	1,430
Mexico, Monterrey	14	16	2,108	14	16	2,097	14	16	2,201	-	-	104
Mexico, Nogales	16	-	799	16	4	796	16	4	835	-	-	39
Mexico, Nuevo Laredo	3	13	902	3	13	896	3	13	942	-	-	46
Mexico, Tijuana	3	12	1,871	3	13	1,861	3	13	1,954	-	-	93
Netherlands Antilles, Curacao	8	4	3,048	8	4	3,031	8	4	3,182	-	-	151
Nicaragua, Managua	22	22	10,482	22	22	10,425	22	22	10,947	-	-	522
Panama, Panama City	19	41	12,522	19	41	12,454	19	41	13,077	-	-	623
Paraguay, Asuncion	14	13	5,431	14	13	5,401	14	13	5,672	-	-	271
Peru, Lima	37	30	9,334	37	30	9,283	37	30	9,747	-	-	464
Suriname, Paramaribo	8	6	4,986	8	6	4,959	8	6	5,207	-	-	248
Trinidad, Port-au-Spain	9	14	8,806	9	14	8,758	10	14	9,843	1	-	1,085
Uruguay, Montevideo	6	13	9,833	6	13	9,780	6	18	10,754	-	5	974
Venezuela, Caracas	18	23	4,271	18	16	4,248	18	16	4,461	-	-	213
<b>Total</b>	<b>779</b>	<b>952</b>	<b>273,877</b>	<b>779</b>	<b>984</b>	<b>272,393</b>	<b>783</b>	<b>1,005</b>	<b>290,537</b>	<b>4</b>	<b>21</b>	<b>18,144</b>

### *Funds by Object Class*

(\$ in thousands)

Bureau of Western Hemisphere Affairs (WHA)	FY 2022 Actual	FY 2023 Adjusted Enacted	FY 2024 Request	Increase/ Decrease
1100 Personnel Compensation	122,900	127,171	134,956	7,785
1200 Personnel Benefits	70,425	71,677	76,408	4,731
1300 Benefits Former Personnel	153	144	157	13
2100 Travel & Trans of Persons	9,939	9,354	10,194	840
2200 Transportation of Things	1,047	985	1,074	89
2300 Rents, Comm & Utilities	11,839	11,142	12,143	1,001
2400 Printing & Reproduction	95	89	97	8
2500 Other Services	85,565	80,530	87,762	7,232

## BUREAU OF WESTERN HEMISPHERE AFFAIRS

Bureau of Western Hemisphere Affairs (WHA)	FY 2022 Actual	FY 2023 Adjusted Enacted	FY 2024 Request	Increase/ Decrease
2600 Supplies and Materials	3,846	3,620	3,945	325
3100 Personal Property	9,193	8,652	9,429	777
4100 Grants, Subsidies & Contributions	1,372	1,291	1,407	116
<b>Total</b>	<b>316,374</b>	<b>314,655</b>	<b>337,572</b>	<b>22,917</b>

# PUBLIC DIPLOMACY

## *Resource Summary*

(\$ in thousands)

Public Diplomacy (PD)	FY 2022 Actual	FY 2023 Adjusted Enacted	FY 2024 Request	Change from FY 2023 Adjusted Enacted
Public Diplomacy	666,298	657,373	738,526	81,153
Positions	1,177	1,191	1,201	10

---

## WHO WE ARE & WHY IT MATTERS

---

Public Diplomacy (PD) promotes the United States' foreign policy goals and advances its national interests by informing, influencing, and building relationships with foreign peoples in support of U.S. policy priorities. Actions taken to impact foreign public opinions matter on almost every policy priority for the United States, ranging from rallying support for Ukraine to deepening partnerships which address global challenges, such as health, food security, energy security, and migration. On each issue, public diplomacy helps shape, constrain, and influence a wide range of foreign policy actors, including foreign governments. Public Diplomacy is the United States' chief tool in shaping foreign public opinions.

The Under Secretary for Public Diplomacy and Public Affairs (R) coordinates the U.S. government's PD efforts, provides strategy and oversight for Department-led PD programs, and drives improvement of PD practices. The Under Secretary leads overseas and Washington-based personnel, including staff from the:

- the Bureau of Educational and Cultural Affairs (ECA);
- the Bureau of Global Public Affairs (GPA);
- the Global Engagement Center (R/GEC); and,
- the Office of Policy, Planning and Resources (R/PPR).

PD practitioners utilize exchanges, information campaigns, educational programs, and other techniques to engage with diverse audiences, ranging from government and business leaders to dynamic youth organizations and marginalized communities. PD programs: build consensus around shared values and principles; influence the next generation of foreign leaders as partners in advancing common security, economic, and development goals; and demonstrate American leadership on the global stage. To effectively compete and promote the country's strategic interests around the world, the United States must empower, embolden, and invest in its PD capabilities.

---

## BUREAU STRATEGIC GOALS

---

To view the strategies of offices and bureaus in the R Family, please visit <https://www.state.gov/functional-bureau-strategies/>.

# PUBLIC DIPLOMACY

---

## JUSTIFICATION OF REQUEST

---

The United States is engaged in a long-term, global competition with state and non-state actors who leverage information to challenge the country's interests, influence, and impact around the world, resulting in eroding U.S. security and prosperity. A sustained public diplomacy investment is needed to combat these threats and advance the priorities of the United States and its partners.

The breadth and intensity of foreign disinformation and propaganda, aimed at influencing the public in both the United States and abroad, pose a severe national security threat. In 2022, Russia used disinformation as a tool in its war of aggression against Ukraine; the People's Republic of China (PRC) amplified Russian disinformation and sowed its own disinformation to tilt global public opinion towards its strategic interests. In addition, repressive governments around the world are utilizing disinformation to stifle dissent.

If U.S. public diplomacy is not present, active, and properly resourced, the field is left open for malicious actors to persuade and influence. However, succeeding in public engagement efforts requires long-term investments, including a robust field presence and programs in key areas. These realities are reflected in the FY 2024 Request of \$738.5 million, an increase of \$81.2 million (12.3 percent) above the FY 2023 Adjusted Enacted level.

As outlined below, the Request directly invests in key Administration priorities, including:

- countering PRC/confronting the China challenge;
- responding to Russia's aggression in Ukraine; and,
- modernizing the State Department.

The Request includes \$25.8 million in current services adjustments, of which \$10.7 million fully supports locally employed (LE) staff base wage increase. This increase will allow the Department to continue offering competitive living wages and keep up with employment competition in job markets worldwide. Regularizing these costs across the Department will eliminate the erosion of the base that has compounded throughout the world, thereby preventing the Department from losing essential human assets to other employers.

The Budget increase's remaining \$55.4 million will be utilized in support of the program changes listed below.

### **Bureau of African Affairs (AF): \$840,000, 2 new positions**

The FY 2024 Request will support 2 Public Diplomacy (PD) U.S. Direct Hires (USDH) positions (1 Foreign Service Overseas and 1 Civil Service). The Foreign Service position will enable the Djibouti Public Affairs Section to expand its outreach, increase the volume and effectiveness of programs, ensure continued oversight of the local staff, provide continuity in the section, and cover staffing gaps. The Civil Service position will increase the Department's strategic communication capacity to amplify messaging to foreign publics which counters efforts by malign actors.

### **Bureau of East Asian and Pacific Affairs (EAP): \$11.5 million, including funding for 4 new positions**

#### **Expand U.S. influence in the Indo-Pacific region: \$2.6 million**

The Budget will fund 4 additional Public Diplomacy USDH positions (Foreign Service Overseas) focused on programmatic support to counter PRC influence and expand U.S. influence in the Indo-Pacific region.

## **PUBLIC DIPLOMACY**

### **Countering Disinformation in Contested Markets: \$2 million**

The FY 2024 Request will expand programs for high-quality, independent media access for public audiences in under-resourced information environments in which PRC state-backed media and disinformation are prevalent and the competition for influence is high. The program will leverage the expertise of implementing partners to:

- identify gaps in existing assessments and programs;
- provide access to news and popular print, radio, and TV content; and,
- establish training and mentorship programs to expand both the depth and breadth of USG support to media landscapes in priority countries in the Pacific Island and Southeast Asia.

### **Young Leaders Initiatives/Programs: \$5.7 million**

This effort will enable the Department to strengthen networks of likeminded partners in support of the security, economic, and governance capabilities in the Indo-Pacific region. Of the total value, \$3.9 million will support the Young Southeast Asian Leaders Initiative (YSEALI) and \$1.8 million will support the Young Pacific Leaders (YPL) program.

### **Staffing Support – Expo Osaka 2025: \$500,000**

The FY 2024 Request will address operational costs during the preparatory phase of the 2025 Osaka Expo. Staff will coordinate, execute, monitor, and evaluate public diplomacy efforts before and during the event.

### **Media Content Support: \$709,000**

Expanded contract staff capacity for EAP/PPD will counter PRC expansion within the region by providing more agility to take on projects for media design, web content, speech writing, and strategic communications.

### **Bureau of Western Hemisphere Affairs (WHA): \$5.8 million, including funding for 2 new positions**

#### **Targeted Migration Messaging Campaigns: \$4.5 million**

The FY 2024 Request will allow posts to create targeted messaging campaigns and programs to deter irregular migration that will impact the migrants' local communities. These activities will ensure local cultural conditions take precedence and will build trust through cultural sensitivity considerations and encourage alternatives to irregular migration.

#### **Countering PRC Influence: \$1.3 million**

The Budget provides for 2 USDH Foreign Service Overseas positions that will support the Administration's priority of Countering PRC and confronting the China challenge in the Western Hemisphere.



## **PUBLIC DIPLOMACY**

### **Global Engagement Center (GEC): \$5 million, including \$2 million in Diplomatic Policy and Support**

**Public Diplomacy:** \$3.0 million

- The FY 2024 Request will support new or expanded grants and cooperative agreements, as well as any associated contract costs. The Center's efforts require stable funding to maintain, expand, or create new programs. The request includes a combined \$3.0 million base increase for its two highest priorities:
  - +\$1.5 million to expose and counter PRC propaganda and disinformation
  - +\$1.5 million to expose and counter Russian propaganda and disinformation

**Diplomatic Policy and Support:** \$2.0 million

The FY 2024 Request reflects an increase of \$2 million in Diplomatic and Policy Support (DPS), which will be utilized to provide programmatic support across the targeted programs. The funding will help enhance analytic exchange and support expanded testing and implementation of technological solutions to counter disinformation.

- Analytic Exchange: \$1.0 million  
The Budget will provide the resources and the bandwidth necessary to execute the analytic training, exchange of information, and joint projects through which the Department partners with local stakeholders.
- Technological Solutions to Identify and Counter Disinformation: \$1.0 million  
The FY 2024 Request includes the resources required to address the increasing need for technological solutions to counter the serious disinformation and propaganda threats from foreign state and non-state actors. This will provide GEC with greater bandwidth to fulfill the technology testing and demand signals from our partners.

### **Bureau of Cyberspace and Digital Policy (CDP): \$694,000, including funding for 1 new position**

The Request will support the development and implementation of a data-driven digital communications strategy to advance foreign populations':

- understanding of the importance of using reliable, trusted information and communication technology (ICT) vendors;
- expectations for responsible state behavior in cyberspace; and,
- support for a value-based approach to digital policy and meaningful connectivity.

The additional Grants and Press Officer position will manage specific projects, facilitating the effective communication of the U.S. government's policy priorities, including via private sector and civil society partners.

### **Bureau of Global Public Affairs (GPA): \$2.4 million, including funding for 1 new position**

**Migration Opinions and Attitudes Tracker Survey:** \$984,000

GPA is responsible for collecting data on potential migrant attitudes toward U.S. immigration. While data collection had been supported from discretionary resources, the FY 2024 Request regularizes those data collection efforts to ensure continued support.

## **PUBLIC DIPLOMACY**

### **Deputy Media Hub Director – Bangkok: \$646,000**

For the Asia Pacific Media Hub to reach its full potential, it is essential to create a U.S. direct hire Deputy Media Hub Director position. Such a position will allow for Hub operations to continue unimpeded during the absence of the Hub Director and would greatly expand the range and number of activities that the Hub will be able to perform.

### **Translations Support – PATH Contract: \$450,000**

The Public Affairs Translation Hub (PATH) provides timely public translations that are used by foreign media outlets and public diplomacy communicators around the globe, promoting accurate coverage of regional and global policies. The increase in funding will allow PATH to expand coverage to mission-critical languages in support of current and emerging Department priorities.

### **GPA Forward Bangkok: \$300,000**

The FY 2024 Request contains funding to expand the Bangkok Hub’s capabilities for strategic planning, research and analytics, and content production support on regional and global messaging campaigns for posts throughout the Indo-Pacific region.

### **Bureau of Oceans and International Environmental and Scientific Affairs (OES): \$1 million**

#### **U.S. Center for Conference of the Parties: \$1 million**

The U.S. Center at the Conference of the Parties (COP) to the United Nations Framework Convention on Climate Change (UNFCCC) is the Department’s premier public diplomacy venue for showcasing U.S. ambition and action to tackle the climate crisis. The FY 2024 Request will support travel costs, hotel expenses, and operating costs, including: space rental and build out; IT needs; furniture; equipment; internet; travel for staff and speakers; and other expenses.

### **Office of Policy, Planning, and Resources (R/PPR): \$25.2 million**

#### **International Expositions Unit, U.S. Participation in Expo 2025 Osaka: \$22 million**

The Budget addresses U.S. participation in Expo 2025 in Osaka. Funds will support pavilion construction, management advisory services on architectural design, creative content, and local legal counsel for the U.S. pavilion at Expo 2025.

#### **NATO Summit: \$3.2 million**

Funding will help support the 2024 NATO Summit to be hosted by the United States marking the 75<sup>th</sup> anniversary of the alliance. This effort will be undertaken to help achieve the Public Diplomacy’s goal of strengthening the alliance’s public image and promoting understanding and trust in NATO.

## PUBLIC DIPLOMACY

### **Human Resources Initiative: \$5 million**

#### **Professional Development and Training Float: \$5 million**

The FY 2024 Request will continue and expand public diplomacy options within Professional Development and Training Float (PDTF), particularly opportunities for training and learning opportunities focused on public diplomacy expertise.

### ***Detailed Resource Summary***

(\$ in thousands)

Public Diplomacy	Positions					Funds		
	American			FSN	Pos Total	Bureau Managed	American Salaries	Funds Total
	CS	FS Dom	Overseas					
FY 2022 Actual	329	124	724	1,635	2,812	450,670	215,628	666,298
FY 2023 Adjusted Enacted	334	128	729	1,687	2,878	429,364	228,009	657,373
FY 2024 Built-in Changes								
Annualization of 2023 American Pay Raise	-	-	-	-	-	-	2,799	2,799
Annualization of FY 2023 New Positions	-	-	-	-	-	-	1,893	1,893
2024 American Pay Raise	-	-	-	-	-	465	7,831	8,296
LE Staff Wage Increase	-	-	-	-	-	10,731	-	10,731
Overseas Price Inflation	-	-	-	-	-	2,041	-	2,041
Total Built-in Changes	-	-	-	-	-	13,237	12,523	25,760
FY 2024 Current Services	334	128	729	1,687	2,878	442,601	240,532	683,133
FY 2024 Program Changes								
Countering Disinformation in Contested Markets, Russia, Social Media, Outreach Program	-	-	-	-	-	2,000	-	2,000
FS Deputy Hub Director	-	-	1	-	1	513	133	646
GPA Forward Bangkok	-	-	-	-	-	300	-	300
Migration Opinions and Attitudes Tracker	-	-	-	-	-	984	-	984
USDH Positions (EAP)	-	-	4	-	4	2,051	532	2,583
Osaka Expo (EAP)	-	-	-	-	-	500	-	500
Contractor Positions	-	-	-	-	-	709	-	709
PDTF Support	-	-	-	-	-	5,000	-	5,000
NATO Summit	-	-	-	-	-	3,160	-	3,160
YPL and YSEALI	-	-	-	-	-	5,735	-	5,735
Cyberspace and Digital Policy	1	-	-	-	1	582	112	694

## PUBLIC DIPLOMACY

Public Diplomacy	Positions					Funds		
	American			FSN	Pos Total	Bureau Managed	American Salaries	Funds Total
	CS	FS Dom	Overseas					
Sustaining Migration Messaging and Programs	-	-	-	-	-	4,500	-	4,500
U.S. Center for Conference of the Parties	-	-	-	-	-	1,000	-	1,000
USDH Positions (AF)	1	-	1	-	2	595	245	840
Countering PRC/Confronting the China Challenge	-	-	2	-	2	1,026	266	1,292
Osaka Expo (S)	-	-	-	-	-	22,000	-	22,000
Expose Counter Russian Propaganda and Disinformation	-	-	-	-	-	1,500	-	1,500
Translations Support – PATH Contract	-	-	-	-	-	450	-	450
Expose and Counter PRC Propaganda and Disinformation	-	-	-	-	-	1,500	-	1,500
Total Program Changes	2	-	8	-	10	54,105	1,288	55,393
<b>FY 2024 Request</b>	<b>336</b>	<b>128</b>	<b>737</b>	<b>1,687</b>	<b>2,888</b>	<b>496,706</b>	<b>241,820</b>	<b>738,526</b>

### *Funds by Object Class*

(\$ in thousands)

Public Diplomacy (PD)	FY 2022 Actual	FY 2023 Adjusted Enacted	FY 2024 Request	Increase/ Decrease
1100 Personnel Compensation	295,384	294,658	316,886	22,228
1200 Personnel Benefits	96,676	98,426	104,304	5,878
1300 Benefits Former Personnel	1,483	1,317	1,371	54
2100 Travel & Trans of Persons	25,522	26,818	28,361	1,543
2200 Transportation of Things	2,727	2,566	2,699	133
2300 Rents, Comm & Utilities	12,977	12,370	13,281	911
2400 Printing & Reproduction	2,169	2,238	2,333	95
2500 Other Services	98,074	101,628	135,258	33,630
2600 Supplies and Materials	15,916	14,106	15,160	1,054
3100 Personal Property	15,289	14,308	15,228	920
3200 Real Property	-	-	5	5
4100 Grants, Subsidies & Contributions	96,771	83,816	93,514	9,698
4200 Insurance Claims & Indemnities	129	123	126	3
5946 Unknown 1/	3,180	5,000	10,000	5,000

## PUBLIC DIPLOMACY

Public Diplomacy (PD)	FY 2022 Actual	FY 2023 Adjusted Enacted	FY 2024 Request	Increase/ Decrease
<b>Total</b>	<b>666,298</b>	<b>657,373</b>	<b>738,526</b>	<b>81,153</b>

*1/ FY 2023 Enacted total includes \$5 million in supplemental funding that is not yet available for execution. Details related to the planned allocation of these funds will be provided under separate cover, as required by the Consolidated Appropriations Act, 2023 (P.L. 117-328.)*

### ***PD Resources by Bureau***

(\$ in thousands)

Public Diplomacy	2022 Actual		FY 2023 Adjusted Enacted		2024 Request		
	Positions	Funds	Positions	Funds	Positions	Funds	Increase/ Decrease
Administration	-	2,284	-	2,284	-	2,284	-
Ambassador's Fund	-	6,250	-	-	-	-	-
African Affairs	126	69,103	126	65,988	128	70,748	4,760
Counterterrorism	1	274	1	290	1	297	7
Cyberspace and Digital Policy	-	-	-	-	1	694	694
Democracy, Human Rights, and Labor	2	605	2	619	2	632	13
East Asian and Pacific Affairs	140	83,386	154	84,951	158	101,050	16,099
Economic and Business Affairs	3	729	3	748	3	768	20
Energy Resources	-	40	-	40	-	40	-
European and Eurasian Affairs	191	106,260	191	97,449	191	99,911	2,462
Foreign Service Institute	6	4,058	6	3,870	6	3,971	101
FSN Separation Liability Trust Fund Payment	-	5,019	-	5,185	-	5,299	114
Global Engagement Center	10	49,369	10	49,319	10	53,598	4,279
Global Public Affairs	185	62,637	185	63,894	186	67,442	3,548
Human Resources Initiative	-	3,180	-	-	-	5,000	5,000
Human Resources Special complement	2	369	2	376	2	400	24
International Organization Affairs	12	4,756	12	4,572	12	4,773	201
International Security and Nonproliferation	1	293	1	296	1	303	7
Near Eastern Affairs	124	80,885	124	79,063	124	81,806	2,743
Oceans and International Environment and Scientific Affairs	3	953	3	982	3	2,073	1,091
Political-Military Affairs	1	302	1	328	1	334	6

## PUBLIC DIPLOMACY

Public Diplomacy	2022 Actual		FY 2023 Adjusted Enacted		2024 Request		
	Positions	Funds	Positions	Funds	Positions	Funds	Increase/ Decrease
Secretary	132	49,753	132	61,245	132	87,137	25,892
South and Central Asian Affairs	113	65,161	113	64,481	113	68,060	3,579
Western Hemisphere Affairs	125	70,632	125	71,393	127	81,906	10,513
Total, Public Diplomacy	1,177	666,298	1,191	657,373	1,201	738,526	81,153

## BUREAU OF ADMINISTRATION

### *Detailed Resource Summary*

(\$ in thousands)

Bureau of Administration (A)	Positions					Funds		
	American			FSN	Pos Total	Bureau Managed	American Salaries	Funds Total
	CS	FS Dom	Overseas					
FY 2022 Actual	-	-	-	-	-	2,284	-	2,284
FY 2023 Adjusted Enacted	-	-	-	-	-	2,284	-	2,284
FY 2024 Current Services	-	-	-	-	-	2,284	-	2,284
<b>FY 2024 Request</b>	-	-	-	-	-	<b>2,284</b>	-	<b>2,284</b>

### *Staff and Funds by Domestic Organization Units*

(\$ in thousands)

Bureau of Administration (A)	FY 2022 Actual			FY 2023 Adjusted Enacted			FY 2024 Request			Increase/ Decrease		
	Am	FSN	Funds	Am	FSN	Funds	Am	FSN	Funds	Am	FSN	Funds
Presidential-Vice Presidential Travel Support	-	-	2,284	-	-	2,284	-	-	2,284	-	-	-
<b>Total</b>	-	-	<b>2,284</b>	-	-	<b>2,284</b>	-	-	<b>2,284</b>	-	-	-

## PUBLIC DIPLOMACY

### BUREAU OF AFRICAN AFFAIRS

#### *Detailed Resource Summary*

(\$ in thousands)

Bureau of African Affairs (AF)	Positions					Funds		
	American			FSN	Pos Total	Bureau Managed	American Salaries	Funds Total
	CS	FS Dom	Overseas					
FY 2022 Actual	11	11	104	300	426	46,566	22,537	69,103
FY 2023 Adjusted Enacted	11	11	104	310	436	42,410	23,578	65,988
FY 2024 Built-in Changes								
Annualization of 2023 American Pay Raise	-	-	-	-	-	-	284	284
Annualization of FY 2023 New Positions	-	-	-	-	-	-	245	245
2024 American Pay Raise	-	-	-	-	-	71	934	1,005
LE Staff Wage Increase	-	-	-	-	-	1,974	-	1,974
Overseas Price Inflation	-	-	-	-	-	412	-	412
Total Built-in Changes	-	-	-	-	-	2,457	1,463	3,920
FY 2024 Current Services	11	11	104	310	436	44,867	25,041	69,908
FY 2024 Program Changes								
USDH Public Diplomacy Positions	1	-	1	-	2	595	245	840
Total Program Changes	1	-	1	-	2	595	245	840
<b>FY 2024 Request</b>	<b>12</b>	<b>11</b>	<b>105</b>	<b>310</b>	<b>438</b>	<b>45,462</b>	<b>25,286</b>	<b>70,748</b>

#### *Staff and Funds by Domestic Organization Units*

(\$ in thousands)

Bureau of African Affairs (AF)	FY 2022 Actual			FY 2023 Adjusted Enacted			FY 2024 Request			Increase/Decrease		
	Am	FSN	Funds	Am	FSN	Funds	Am	FSN	Funds	Am	FSN	Funds
Office of Public Diplomacy	40	-	8,980	40	10	7,335	42	10	7,862	2	-	527
<b>Total</b>	<b>40</b>	<b>-</b>	<b>8,980</b>	<b>40</b>	<b>10</b>	<b>7,335</b>	<b>42</b>	<b>10</b>	<b>7,862</b>	<b>2</b>	<b>-</b>	<b>527</b>

# PUBLIC DIPLOMACY

## *Staff and Funds by Post*

(\$ in thousands)

Bureau of African Affairs (AF)	FY 2022 Actual			FY 2023 Adjusted Enacted			FY 2024 Request			Increase/ Decrease		
	Am	FSN	Funds	Am	FSN	Funds	Am	FSN	Funds	Am	FSN	Funds
Africa Regional Services, Paris	2	12	3,097	2	12	2,914	2	12	3,123	-	-	209
Angola, Luanda	1	6	1,104	1	6	1,093	1	6	1,172	-	-	79
Benin, Cotonou	1	5	753	1	5	730	1	5	783	-	-	53
Botswana, Gaborone	1	5	643	1	5	629	1	5	675	-	-	46
Burkina Faso, Ouagadougou	2	6	1,017	2	6	970	2	6	1,040	-	-	70
Burundi, Bujumbura	1	-	500	1	-	500	1	-	536	-	-	36
Cabo Verde, Praia	-0	-	277	-	-	296	-	-	318	-	-	22
Cameroon, Yaounde	2	10	1,360	2	10	1,369	2	10	1,468	-	-	99
Central Afr Rep., Bangui	1	-	337	1	-	351	1	-	377	-	-	26
Chad, N'Djamena	2	4	774	2	4	749	2	4	803	-	-	54
Cote d'Ivoire, Abidjan	2	13	1,406	2	13	1,411	2	13	1,513	-	-	102
Dem. Rep of Congo, Kinshasa	2	14	1,236	2	14	1,214	2	14	1,301	-	-	87
Djibouti (Rep. Of), Djibouti	1	-	457	1	-	460	1	-	494	-	-	34
Equatorial Guinea, Malabo	-	-	75	-	-	68	-	-	73	-	-	5
Eritrea, Asmara	2	4	925	2	4	887	2	4	951	-	-	64
Eswatini, Mbabane	1	4	802	1	4	774	1	4	830	-	-	56
Ethiopia, Addis Ababa	3	6	1,684	3	6	1,664	3	6	1,784	-	-	120
Gabon, Libreville	2	-	765	2	-	740	2	-	794	-	-	54
Gambia, Banjul	1	-	311	1	-	327	1	-	351	-	-	24
Ghana, Accra	2	1	1,260	2	1	1,278	2	1	1,371	-	-	93
Guinea, Conakry	1	6	740	1	6	761	1	6	816	-	-	55
Kenya, Nairobi	5	15	2,830	5	15	2,774	5	15	2,975	-	-	201
Lesotho, Maseru	1	-	294	1	-	312	1	-	335	-	-	23
Liberia, Monrovia	1	6	1,204	1	6	1,170	1	6	1,254	-	-	84
Madagascar, Antananarivo	2	7	1,024	2	7	1,021	2	7	1,094	-	-	73
Malawi, Lilongwe	2	6	1,217	2	6	1,153	2	6	1,236	-	-	83
Mali, Bamako	2	6	919	2	6	925	2	6	991	-	-	66
Mauritania, Nouakchott	1	-	509	1	-	507	1	-	544	-	-	37
Mauritius, Port Louis	1	2	450	1	2	454	1	2	487	-	-	33
Mozambique, Maputo	2	5	676	2	5	659	2	5	707	-	-	48
Namibia, Windhoek	1	7	700	1	7	682	1	7	731	-	-	49
Niger, Niamey	2	5	894	2	5	858	2	5	920	-	-	62



## PUBLIC DIPLOMACY

Bureau of African Affairs (AF)	FY 2022 Actual			FY 2023 Adjusted Enacted			FY 2024 Request			Increase/ Decrease		
	Am	FSN	Funds	Am	FSN	Funds	Am	FSN	Funds	Am	FSN	Funds
Nigeria, Abuja	4	27	4,661	4	27	4,592	4	27	4,923	-	-	331
Nigeria, Lagos	2	14	-	2	14	-	2	14	-	-	-	-
Rep. Of the Congo, Brazzaville	1	-	500	1	-	500	1	-	536	-	-	36
Rwanda, Kigali	1	5	745	1	5	723	1	5	775	-	-	52
Senegal, Dakar	3	12	1,444	3	12	1,445	3	12	1,550	-	-	105
Sierra Leone, Freetown	2	4	1,051	2	4	1,031	2	4	1,105	-	-	74
Somalia, Mogadishu	-	-	452	-	-	411	-	-	441	-	-	30
South Africa, Capetown	2	4	-	2	4	-	2	4	-	--	--	-
South Africa, Durban	1	2	-	1	2	-	1	2	-	--	--	-
South Africa, Johannesburg	1	2	-	1	2	-	1	2	-	--	--	-
South Africa, Pretoria	8	27	13,744	8	27	13,088	8	27	14,031	-	-	943
Southern Sudan, Juba	1	-	272	1	-	292	1	-	313	-	-	21
Sudan, Khartoum	2	4	1,046	2	4	1,040	2	4	1,115	-	-	75
Tanzania, Dar-es-Salaam	2	13	948	2	13	951	2	13	1,019	-	-	68
Togo, Lome	1	6	715	1	6	696	1	6	746	-	-	50
Uganda, Kampala	1	5	1,040	1	5	1,035	1	5	1,109	-	-	74
Zambia, Lusaka	1	10	1,241	1	10	1,218	1	10	1,306	-	-	88
Zimbabwe, Harare	3	10	2,024	3	10	1,931	3	10	2,070	-	-	139
<b>Total</b>	<b>86</b>	<b>300</b>	<b>60,123</b>	<b>86</b>	<b>300</b>	<b>58,653</b>	<b>86</b>	<b>300</b>	<b>62,886</b>	<b>-</b>	<b>-</b>	<b>4,233</b>

## AMBASSADOR'S FUND FOR CULTURAL PRESERVATION

### *Detailed Resource Summary*

(\$ in thousands)

Ambassador's Fund for Cultural Preservation	Positions					Funds		
	American			FSN	Pos Total	Bureau Managed	American Salaries	Funds Total
	CS	FS Dom	Overseas					
FY 2022 Actual	-	-	-	-	-	6,250	-	6,250
FY 2023 Adjusted Enacted	-	-	-	-	-	--	--	--
FY 2024 Current Services	-	-	-	-	-	--	--	--
<b>FY 2024 Request</b>	<b>-</b>	<b>-</b>	<b>-</b>	<b>-</b>	<b>-</b>	<b>--</b>	<b>--</b>	<b>--</b>

## PUBLIC DIPLOMACY

### CYBERSPACE AND DIGITAL POLICY

#### *Detailed Resource Summary*

(\$ in thousands)

Bureau of Cyberspace and Digital Policy (CDP)	Positions					Funds		
	American			FSN	Pos Total	Bureau Managed	American Salaries	Funds Total
	CS	FS Dom	Overseas					
FY 2022 Actual	-	-	-	-	-	-	-	-
FY 2024 Current Services	-	-	-	-	-	-	-	-
FY 2024 Program Changes								
Cyberspace and Digital Policy	1	-	-	-	1	582	112	694
Total Program Changes	1	-	-	-	1	582	112	694
<b>FY 2024 Request</b>	<b>1</b>	<b>-</b>	<b>-</b>	<b>-</b>	<b>1</b>	<b>582</b>	<b>112</b>	<b>694</b>

## BUREAU OF COUNTERTERRORISM

#### *Detailed Resource Summary*

(\$ in thousands)

Bureau of Counterterrorism (CT)	Positions					Funds		
	American			FSN	Pos Total	Bureau Managed	American Salaries	Funds Total
	CS	FS Dom	Overseas					
FY 2022 Actual	1	-	-	-	1	54	220	274
FY 2023 Adjusted Enacted	1	-	-	-	1	55	235	290
FY 2024 Built-in Changes								
Annualization of 2023 American Pay Raise	-	-	-	-	-	-	2	2
2024 American Pay Raise	-	-	-	-	-	-	4	4
Overseas Price Inflation	-	-	-	-	-	1	-	1
Total Built-in Changes	-	-	-	-	-	1	6	7
FY 2024 Current Services	1	-	-	-	1	56	241	297
<b>FY 2024 Request</b>	<b>1</b>	<b>-</b>	<b>-</b>	<b>-</b>	<b>1</b>	<b>56</b>	<b>241</b>	<b>297</b>

## PUBLIC DIPLOMACY

### *Staff and Funds by Domestic Organization Units*

(\$ in thousands)

Bureau of Counterterrorism (CT)	FY 2022 Actual			FY 2023 Adjusted Enacted			FY 2024 Request			Increase/ Decrease		
	Am	FSN	Funds	Am	FSN	Funds	Am	FSN	Funds	Am	FSN	Funds
Deputy Coordinator Terrorism Prevention and Detention	1	-	274	1	-	290	1	-	297	-	-	7
<b>Total</b>	<b>1</b>	<b>-</b>	<b>274</b>	<b>1</b>	<b>-</b>	<b>290</b>	<b>1</b>	<b>-</b>	<b>297</b>	<b>-</b>	<b>-</b>	<b>7</b>

## BUREAU OF DEMOCRACY, HUMAN RIGHTS AND LABOR

### *Detailed Resource Summary*

(\$ in thousands)

Bureau of Democracy, Human Rights and Labor (DRL)	Positions					Funds		
	American			FSN	Pos Total	Bureau Managed	American Salaries	Funds Total
	CS	FS Dom	Overseas					
FY 2022 Actual	-	2	-	-	2	153	452	605
FY 2023 Adjusted Enacted	-	2	-	-	2	153	466	619
FY 2024 Built-in Changes								
Annualization of 2023 American Pay Raise	-	-	-	-	-	-	5	5
2024 American Pay Raise	-	-	-	-	-	-	8	8
Total Built-in Changes	-	-	-	-	-	-	13	13
FY 2024 Current Services	-	2	-	-	2	153	479	632
<b>FY 2024 Request</b>	<b>-</b>	<b>2</b>	<b>-</b>	<b>-</b>	<b>2</b>	<b>153</b>	<b>479</b>	<b>632</b>

### *Staff and Funds by Domestic Organization Units*

(\$ in thousands)

Bureau of Democracy, Human Rights and Labor (DRL)	FY 2022 Actual			FY 2023 Adjusted Enacted			FY 2024 Request			Increase/ Decrease		
	Am	FSN	Funds	Am	FSN	Funds	Am	FSN	Funds	Am	FSN	Funds
Office of Policy, Planning and Public Diplomacy	2	-	605	2	-	619	2	-	632	-	-	13
<b>Total</b>	<b>2</b>	<b>-</b>	<b>605</b>	<b>2</b>	<b>-</b>	<b>619</b>	<b>2</b>	<b>-</b>	<b>632</b>	<b>-</b>	<b>-</b>	<b>13</b>

## PUBLIC DIPLOMACY

### BUREAU OF EAST ASIAN AND PACIFIC AFFAIRS

#### *Detailed Resource Summary*

(\$ in thousands)

Bureau of East Asian and Pacific Affairs (EAP)	Positions					Funds		
	American			FSN	Pos Total	Bureau Managed	American Salaries	Funds Total
	CS	FS Dom	Overseas					
FY 2022 Actual	5	15	120	210	350	57,768	25,618	83,386
FY 2023 Adjusted Enacted	10	19	125	227	381	56,836	28,115	84,951
FY 2024 Built-in Changes								
Annualization of 2023 American Pay Raise	-	-	-	-	-	-	311	311
Annualization of FY 2023 New Positions	-	-	-	-	-	-	523	523
2024 American Pay Raise	-	-	-	-	-	-	1,048	1,048
LE Staff Wage Increase	-	-	-	-	-	2,037	-	2,037
Overseas Price Inflation	-	-	-	-	-	653	-	653
Total Built-in Changes	-	-	-	-	-	2,690	1,882	4,572
FY 2024 Current Services	10	19	125	227	381	59,526	29,997	89,523
FY 2024 Program Changes								
Countering Disinformation in Contested Markets, Russia, Social Media, Outreach Program	-	-	-	-	-	2,000	-	2,000
USDH Positions	-	-	4	-	4	2,051	532	2,583
Osaka Expo	-	-	-	-	-	500	-	500
Contractor Positions	-	-	-	-	-	709	-	709
YPL and YSEALI	-	-	-	-	-	5,735	-	5,735
Total Program Changes	-	-	4	-	4	10,995	532	11,527
<b>FY 2024 Request</b>	<b>10</b>	<b>19</b>	<b>129</b>	<b>227</b>	<b>385</b>	<b>70,521</b>	<b>30,529</b>	<b>101,050</b>

#### *Staff and Funds by Domestic Organization Units*

(\$ in thousands)

Bureau of East Asian and Pacific Affairs (EAP)	FY 2022 Actual			FY 2023 Adjusted Enacted			FY 2024 Request			Increase/ Decrease		
	Am	FSN	Funds	Am	FSN	Funds	Am	FSN	Funds	Am	FSN	Funds
ANP - Office of Australia, New Zealand and Pacific Island Affairs	2	-	394	2	-	408	2	-	443	-	-	35
CHINA - Office of Chinese Affairs	1	-	187	1	-	194	1	-	211	-	-	17

## PUBLIC DIPLOMACY

Bureau of East Asian and Pacific Affairs (EAP)	FY 2022 Actual			FY 2023 Adjusted Enacted			FY 2024 Request			Increase/ Decrease		
	Am	FSN	Funds	Am	FSN	Funds	Am	FSN	Funds	Am	FSN	Funds
J - Office of Japan Affairs	1	-	187	1	-	194	1	-	211	-	-	17
Office of Burma, Cambodia, Laos, Thailand and Vietnam	4	-	394	3	-	408	3	-	443	-	-	35
Office of Philippines, Indonesia, Malaysia, Brunei, Singapore	2	-	370	2	-	383	2	-	387	-	-	4
Office of the Assistant Secretary	10	-	1,115	-	-	1,155	-	-	1,254	-	-	99
Office of the Executive Director	-	-	-	20	-	-	20	-	-	-	-	-
Office of the Public Affairs Advisor	-	-	4,383	-	-	4,920	-	-	6,507	-	-	1,587
<b>Total</b>	<b>20</b>	<b>-</b>	<b>7,030</b>	<b>29</b>	<b>-</b>	<b>7,662</b>	<b>29</b>	<b>-</b>	<b>9,456</b>	<b>-</b>	<b>-</b>	<b>1,794</b>

### *Staff and Funds by Post* (\$ in thousands)

Bureau of East Asian and Pacific Affairs (EAP)	FY 2022 Actual			FY 2023 Adjusted Enacted			FY 2024 Request			Increase/ Decrease		
	Am	FSN	Funds	Am	FSN	Funds	Am	FSN	Funds	Am	FSN	Funds
Australia, Canberra	6	10	2,661	6	10	2,651	6	10	3,144	-	-	493
Australia, Melbourne	1	-	737	1	-	737	1	-	868	-	-	131
Australia, Sydney	1	5	737	1	5	737	1	5	868	-	-	131
Brunei, Bandar Seri Begawan	2	-	575	3	-	703	3	-	810	-	-	107
Burma, Rangoon	4	9	2,362	4	15	2,369	4	15	2,771	-	-	402
Cambodia, Phnom Penh	2	5	538	2	5	551	2	5	614	-	-	63
China, Beijing	18	-	10,395	18	-	10,443	18	-	12,164	-	-	1,721
China, Guangzhou	3	-	1,379	3	-	1,387	3	-	1,611	-	-	224
China, Hong Kong	3	15	2,314	3	15	2,310	3	15	2,728	-	-	418
China, Shanghai	3	-	1,019	3	-	1,036	3	-	1,174	-	-	138
China, Shenyang	2	-	2,648	2	-	2,627	2	-	3,146	-	-	519
China, Wuhan	1	-	594	1	-	596	1	-	696	-	-	100
Fiji, Suva	1	6	1,043	1	7	1,172	3	7	1,399	2	-	227
Indonesia, Jakarta	11	16	8,555	11	17	8,525	11	17	10,109	-	-	1,584
Indonesia, Medan	-	-	35	1	2	160	1	2	178	-	-	18
Indonesia, Surabaya	1	-	584	1	0	586	1	-	684	-	-	98
Japan, Fukuoka	1	3	773	1	3	772	1	3	911	-	-	139
Japan, Nagoya	-	2	556	0	2	547	-	2	667	-	-	120
Japan, Naha	1	2	436	1	2	440	1	2	506	-	-	66
Japan, Osaka-Kobe	1	4	773	1	4	862	1	4	1,521	-	-	659

## PUBLIC DIPLOMACY

Bureau of East Asian and Pacific Affairs (EAP)	FY 2022 Actual			FY 2023 Adjusted Enacted			FY 2024 Request			Increase/ Decrease		
	Am	FSN	Funds	Am	FSN	Funds	Am	FSN	Funds	Am	FSN	Funds
Japan, Sapporo	1	-	549	1	-	552	1	-	643	-	-	91
Japan, Tokyo	8	27	11,189	8	27	11,131	8	27	13,326	-	-	2,195
Laos, Vientiane	3	4	1,140	4	7	1,269	4	7	1,472	-	-	203
Malaysia, Kuala Lumpur	4	9	2,582	4	9	2,585	4	9	3,034	-	-	449
Mongolia, Ulaanbaatar	3	1	1,301	3	1	1,299	3	1	1,533	-	-	234
New Zealand, Wellington	2	5	1,604	2	6	1,600	2	6	1,893	-	-	293
Papua New Guinea, Port Moresby	2	-	475	3	-	647	5	-	742	2	-	95
Philippines, Manila	8	24	3,112	8	24	3,186	8	24	3,771	-	-	585
Singapore, Singapore	2	10	1,617	2	12	1,613	2	12	1,909	-	-	296
South Korea, Seoul	9	28	6,591	9	29	6,574	9	29	7,780	-	-	1,206
Thailand, Bangkok	8	19	3,627	8	19	3,625	8	19	4,273	-	-	648
Timor-Leste, Dili	2	-	582	3	-	710	3	-	819	-	-	109
Vietnam, Hanoi	3	3	2,014	3	3	2,015	3	3	2,368	-	-	353
Vietnam, Ho Chi Minh City	3	3	1,184	3	3	1,198	3	3	1,372	-	-	174
<b>Total</b>	<b>120</b>	<b>210</b>	<b>76,281</b>	<b>125</b>	<b>227</b>	<b>77,215</b>	<b>129</b>	<b>227</b>	<b>91,504</b>	<b>4</b>	<b>-</b>	<b>14,289</b>

## BUREAU OF ECONOMIC AND BUSINESS AFFAIRS

### *Detailed Resource Summary*

(\$ in thousands)

Bureau for Economic and Business Affairs (EB)	Positions					Funds		
	American			FSN	Pos Total	Bureau Managed	American Salaries	Funds Total
	CS	FS Dom	Overseas					
FY 2022 Actual	-	3	-	-	3	74	655	729
FY 2023 Adjusted Enacted	-	3	-	-	3	74	674	748
FY 2024 Built-in Changes								
Annualization of 2023 American Pay Raise	-	-	-	-	-	-	7	7
2024 American Pay Raise	-	-	-	-	-	-	13	13
Total Built-in Changes	-	-	-	-	-	-	20	20
FY 2024 Current Services	-	3	-	-	3	74	694	768
<b>FY 2024 Request</b>	<b>-</b>	<b>3</b>	<b>-</b>	<b>-</b>	<b>3</b>	<b>74</b>	<b>694</b>	<b>768</b>

## PUBLIC DIPLOMACY

### *Staff and Funds by Domestic Organization Units*

(\$ in thousands)

Bureau for Economic and Business Affairs (EB)	FY 2022 Actual			FY 2023 Adjusted Enacted			FY 2024 Request			Increase/ Decrease		
	Am	FSN	Funds	Am	FSN	Funds	Am	FSN	Funds	Am	FSN	Funds
Policy Analysis and Public Diplomacy	3	-	729	3	-	748	3	-	768	-	-	20
<b>Total</b>	<b>3</b>	<b>-</b>	<b>729</b>	<b>3</b>	<b>-</b>	<b>748</b>	<b>3</b>	<b>-</b>	<b>768</b>	<b>-</b>	<b>-</b>	<b>20</b>

## BUREAU FOR ENENERGY RESOURCES

### *Detailed Resource Summary*

(\$ in thousands)

Bureau for Energy Resources (ENR)	Positions					Funds		
	American			FSN	Pos Total	Bureau Managed	American Salaries	Funds Total
	CS	FS Dom	Overseas					
FY 2022 Actual	-	-	-	-	-	40	-	40
FY 2023 Adjusted Enacted	-	-	-	-	-	40	-	40
<b>FY 2024 Request</b>	<b>-</b>	<b>-</b>	<b>-</b>	<b>-</b>	<b>-</b>	<b>40</b>	<b>-</b>	<b>40</b>

### *Staff and Funds by Domestic Organization Units*

(\$ in thousands)

Bureau for Energy Resources (ENR)	FY 2022 Actual			FY 2023 Adjusted Enacted			FY 2024 Request			Increase/ Decrease		
	Am	FSN	Funds	Am	FSN	Funds	Am	FSN	Funds	Am	FSN	Funds
Policy Analysis and Public Diplomacy	-	-	40	-	-	40	-	-	40	-	-	-
<b>Total</b>	<b>-</b>	<b>-</b>	<b>40</b>	<b>-</b>	<b>-</b>	<b>40</b>	<b>-</b>	<b>-</b>	<b>40</b>	<b>-</b>	<b>-</b>	<b>-</b>

## PUBLIC DIPLOMACY

### BUREAU OF EUROPEAN AND EURASIAN AFFAIRS

#### *Detailed Resource Summary*

(\$ in thousands)

Bureau of European and Eurasian Affairs (EUR)	Positions					Funds		
	American			FSN	Pos Total	Bureau Managed	American Salaries	Funds Total
	CS	FS Dom	Overseas					
FY 2022 Actual	11	15	165	474	665	71,039	35,221	106,260
FY 2023 Adjusted Enacted	11	15	165	484	675	59,405	38,044	97,449
FY 2024 Built-in Changes								
Annualization of 2023 American Pay Raise	-	-	-	-	-	-	495	495
2024 American Pay Raise	-	-	-	-	-	22	1,419	1,441
LE Staff Wage Increase	-	-	-	-	-	297	-	297
Overseas Price Inflation	-	-	-	-	-	229	-	229
Total Built-in Changes	-	-	-	-	-	548	1,914	2,462
FY 2024 Current Services	11	15	165	484	675	59,953	39,958	99,911
<b>FY 2024 Request</b>	<b>11</b>	<b>15</b>	<b>165</b>	<b>484</b>	<b>675</b>	<b>59,953</b>	<b>39,958</b>	<b>99,911</b>

#### *Staff and Funds by Domestic Organization Units*

(\$ in thousands)

Bureau of European and Eurasian Affairs (EUR)	FY 2022 Actual			FY 2023 Adjusted Enacted			FY 2024 Request			Increase/ Decrease		
	Am	FSN	Funds	Am	FSN	Funds	Am	FSN	Funds	Am	FSN	Funds
Office of Public Diplomacy	26	-	4,639	26	-	4,937	26	-	5,157	-	-	220
<b>Total</b>	<b>26</b>	<b>-</b>	<b>4,639</b>	<b>26</b>	<b>-</b>	<b>4,937</b>	<b>26</b>	<b>-</b>	<b>5,157</b>	<b>-</b>	<b>-</b>	<b>220</b>

#### *Staff and Funds by Post*

(\$ in thousands)

Bureau of European and Eurasian Affairs (EUR)	FY 2022 Actual			FY 2023 Adjusted Enacted			FY 2024 Request			Increase/ Decrease		
	Am	FSN	Funds	Am	FSN	Funds	Am	FSN	Funds	Am	FSN	Funds
Albania, Tirana	2	3	1,098	2	3	1,007	2	3	1,033	-	-	26
Armenia, Yerevan	3	1	1,098	3	1	1,007	3	1	1,033	-	-	26
Austria, Vienna	2	6	2,566	2	6	2,235	2	6	2,272	-	-	37
Azerbaijan, Baku	2	3	1,098	2	3	1,007	2	3	1,033	-	-	26



## PUBLIC DIPLOMACY

Bureau of European and Eurasian Affairs (EUR)	FY 2022 Actual			FY 2023 Adjusted Enacted			FY 2024 Request			Increase/ Decrease		
	Am	FSN	Funds	Am	FSN	Funds	Am	FSN	Funds	Am	FSN	Funds
Belarus, Minsk	2	5	1,463	2	5	1,402	2	5	1,448	-	-	46
Belgium, Brussels	3	7	3,667	3	7	3,245	3	7	3,308	-	-	63
Bosnia-Herzegovina, Sarajevo	3	3	1,463	3	3	1,402	3	3	1,448	-	-	46
Bulgaria, Sofia	3	15	1,463	3	15	1,402	3	15	1,448	-	-	46
Croatia, Zagreb	2	8	1,833	2	8	1,622	2	8	1,653	-	-	31
Cyprus, Nicosia	2	4	1,098	2	4	1,007	2	4	1,033	-	-	26
Czech Republic, Prague	3	15	2,931	3	15	2,630	3	15	2,687	-	-	57
Denmark, Copenhagen	3	5	1,463	3	5	1,402	3	5	1,448	-	-	46
Estonia, Tallinn	2	6	1,098	2	6	1,007	2	6	1,033	-	-	26
Finland, Helsinki	2	7	1,098	2	7	1,007	2	7	1,033	-	-	26
France, Paris	6	18	5,499	6	18	4,866	6	18	4,960	-	-	94
Georgia, Tbilisi	3	8	2,198	3	8	2,017	3	8	2,068	-	-	51
Germany, Berlin	6	43	2,561	6	44	2,588	6	44	2,693	-	-	105
Greece, Athens	5	12	2,931	5	12	2,630	5	12	2,687	-	-	57
Hungary, Budapest	3	12	2,198	3	12	2,017	3	12	2,068	-	-	51
Iceland, Reykjavik	2	2	1,098	2	3	1,007	2	3	1,033	-	-	26
Ireland, Dublin	2	2	1,098	2	2	1,007	2	2	1,033	-	-	26
Italy, Rome	8	25	5,865	8	26	5,261	8	26	5,375	-	-	114
Kosovo, Pristina	3	-	1,098	3	-	1,007	3	-	1,033	-	-	26
Latvia, Riga	2	8	1,098	2	8	1,007	2	8	1,033	-	-	26
Lithuania, Vilnius	2	8	1,098	2	9	1,007	2	9	1,033	-	-	26
Luxembourg, Luxembourg	2	2	-	2	2	-	2	2	-	-	-	-
Macedonia, Skopje	2	8	1,098	2	8	1,007	2	8	1,033	-	-	26
Malta, Valletta	2	2	367	2	2	396	2	2	416	-	-	20
Moldova, Chisinau	2	7	1,098	2	7	1,007	2	7	1,033	-	-	26
Montenegro, Podgorica	2	-	1,098	2	-	1,007	2	-	1,033	-	-	26
Netherlands, The Hague	2	8	1,098	2	9	1,007	2	9	1,033	-	-	26
Norway, Oslo	3	5	2,198	3	6	2,017	3	6	2,068	-	-	51
OSCE Vienna	2	-	1,098	2	-	1,007	2	-	1,033	-	-	26
Poland, Warsaw	5	22	4,034	5	22	3,641	5	22	3,724	-	-	83
Portugal, Lisbon	2	8	1,098	2	8	1,007	2	8	1,033	-	-	26
Romania, Bucharest	3	17	1,463	3	17	1,402	3	17	1,448	-	-	46
Russia, Moscow	6	48	5,648	6	49	4,941	6	49	5,027	-	-	86
Serbia, Belgrade	3	9	1,463	3	9	1,402	3	9	1,448	-	-	46
Slovakia, Bratislava	2	10	1,485	2	11	1,331	2	11	1,360	-	-	29

## PUBLIC DIPLOMACY

Bureau of European and Eurasian Affairs (EUR)	FY 2022 Actual			FY 2023 Adjusted Enacted			FY 2024 Request			Increase/ Decrease		
	Am	FSN	Funds	Am	FSN	Funds	Am	FSN	Funds	Am	FSN	Funds
Slovenia, Ljubljana	2	5	1,098	2	5	1,007	2	5	1,033	-	-	26
Spain, Madrid	6	22	4,768	6	22	4,255	6	22	4,343	-	-	88
Sweden, Stockholm	3	7	1,833	3	7	1,622	3	7	1,653	-	-	31
Switzerland, Bern	3	3	1,098	3	3	1,007	3	3	1,033	-	-	26
Turkey, Ankara	14	30	6,597	14	31	5,873	14	31	5,993	-	-	120
USEU	3	8	2,931	3	8	2,630	3	8	2,687	-	-	57
USNATO	5	1	2,199	5	1	2,018	5	1	2,069	-	-	51
Ukraine, Kyiv	6	10	1,830	6	10	1,798	6	10	1,864	-	-	66
United Kingdom, London	8	15	5,499	8	15	5,045	8	15	5,172	-	-	127
Vatican City, Holy See	2	1	346	2	2	289	2	2	292	-	-	3
<b>Total</b>	<b>166</b>	<b>474</b>	<b>101,624</b>	<b>166</b>	<b>484</b>	<b>92,512</b>	<b>166</b>	<b>484</b>	<b>94,754</b>	<b>-</b>	<b>-</b>	<b>2,242</b>

## FOREIGN SERVICE INSTITUTE

### *Detailed Resource Summary* (\$ in thousands)

Foreign Service Institute (FSI)	Positions					Funds		
	American			FSN	Pos Total	Bureau Managed	American Salaries	Funds Total
	CS	FS Dom	Overseas					
FY 2022 Actual	-	6	-	-	6	2,948	1,110	4,058
FY 2023 Adjusted Enacted	-	6	-	-	6	2,242	1,628	3,870
FY 2024 Built-in Changes								
Annualization of 2023 American Pay Raise	-	-	-	-	-	-	15	15
2024 American Pay Raise	-	-	-	-	-	-	60	60
LE Wage Increase	-	-	-	-	-	12	-	12
Overseas Price Inflation	-	-	-	-	-	14	-	14
Total Built-in Changes	-	-	-	-	-	26	75	101
FY 2024 Current Services	-	6	-	-	6	2,268	1,703	3,971
<b>FY 2024 Request</b>	<b>-</b>	<b>6</b>	<b>-</b>	<b>-</b>	<b>6</b>	<b>2,268</b>	<b>1,703</b>	<b>3,971</b>

## PUBLIC DIPLOMACY

### *Staff and Funds by Domestic Organization Units*

(\$ in thousands)

Foreign Service Institute (FSI)	FY 2022 Actual			FY 2023 Adjusted Enacted			FY 2024 Request			Increase/ Decrease		
	Am	FSN	Funds	Am	FSN	Funds	Am	FSN	Funds	Am	FSN	Funds
Executive Office	-	-	969	-	-	737	-	-	746	-	-	9
School of Professional and Area Studies	6	-	3,089	6	-	3,133	6	-	3,225	-	-	92
<b>Total</b>	<b>6</b>	<b>-</b>	<b>4,058</b>	<b>6</b>	<b>-</b>	<b>3,870</b>	<b>6</b>	<b>-</b>	<b>3,971</b>	<b>-</b>	<b>-</b>	<b>101</b>

## FSN SEPARATION LIABILITY TRUST FUND PAYMENT

### *Detailed Resource Summary*

(\$ in thousands)

FSN Separation Liability Trust Fund Payment (FSNSLTF)	Positions					Funds		
	American			FSN	Pos Total	Bureau Managed	American Salaries	Funds Total
	CS	FS Dom	Overseas					
FY 2022 Actual	-	-	-	-	-	5,019	-	5,019
FY 2023 Adjusted Enacted	-	-	-	-	-	5,185	-	5,185
FY 2024 Built-in Changes								
2024 American Pay Raise	-	-	-	-	-	-	114	114
Total Built-in Changes	-	-	-	-	-	-	114	114
FY 2024 Current Services	-	-	-	-	-	5,185	114	5,299
<b>FY 2024 Request</b>	<b>-</b>	<b>-</b>	<b>-</b>	<b>-</b>	<b>-</b>	<b>5,185</b>	<b>114</b>	<b>5,299</b>

### *Staff and Funds by Domestic Organization Units*

(\$ in thousands)

FSN Separation Liability Trust Fund Payment (FSNSLTF)	FY 2022 Actual			FY 2023 Adjusted Enacted			FY 2024 Request			Increase/ Decrease		
	Am	FSN	Funds	Am	FSN	Funds	Am	FSN	Funds	Am	FSN	Funds
Other FSN Separation Liability Trust Fund	-	-	5,185	-	-	5,185	-	-	5,299	-	-	114
<b>Total</b>	<b>-</b>	<b>-</b>	<b>5,185</b>	<b>-</b>	<b>-</b>	<b>5,185</b>	<b>-</b>	<b>-</b>	<b>5,299</b>	<b>-</b>	<b>-</b>	<b>114</b>

# PUBLIC DIPLOMACY

## GLOBAL ENGAGEMENT CENTER

### *Detailed Resource Summary*

(\$ in thousands)

Global Engagement Center (GEC)	Positions					Funds		
	American			FSN	Pos Total	Bureau Managed	American Salaries	Funds Total
	CS	FS Dom	Overseas					
FY 2022 Actual	10	-	-	-	10	45,000	4,369	49,369
FY 2023 Adjusted Enacted	10	-	-	-	10	44,877	4,442	49,319
FY 2024 Built-in Changes								
Annualization of 2023 American Pay Raise	-	-	-	-	-	-	97	97
Annualization of FY 2023 New Positions	-	-	-	-	-	-	526	526
2024 American Pay Raise	-	-	-	-	-	9	354	363
LE Staff Wage Increases	-	-	-	-	-	129	-	129
Overseas Price Inflation	-	-	-	-	-	164	-	164
Total Built-in Changes	-	-	-	-	-	302	977	1,279
FY 2024 Current Services	10	-	-	-	10	45,179	5,419	50,598
FY 2024 Program Changes								
Expose Counter Russian Propaganda and Disinformation	-	-	-	-	-	1,500	-	1,500
Expose and Counter PRC Propaganda and Disinformation	-	-	-	-	-	1,500	-	1,500
Total Program Changes	-	-	-	-	-	3,000	-	3,000
<b>FY 2024 Request</b>	<b>10</b>	<b>-</b>	<b>-</b>	<b>-</b>	<b>10</b>	<b>48,179</b>	<b>5,419</b>	<b>53,598</b>

### *Staff and Funds by Domestic Organization Units*

(\$ in thousands)

Global Engagement Center (GEC)	FY 2022 Actual			FY 2023 Adjusted Enacted			FY 2024 Request			Increase/ Decrease		
	Am	FSN	Funds	Am	FSN	Funds	Am	FSN	Funds	Am	FSN	Funds
Administration	-	-	3,872	-	-	6,764	-	-	7,262	-	-	498
Global Engagement Center (GEC)	10	-	45,497	10	-	42,555	10	-	46,100	-	-	3,545
Global Engagement Center Coordination Office (GECCO)	-	-	-	-	-	-	-	-	236	-	-	236
<b>Total</b>	<b>10</b>	<b>-</b>	<b>49,369</b>	<b>10</b>	<b>-</b>	<b>49,319</b>	<b>10</b>	<b>-</b>	<b>53,598</b>	<b>-</b>	<b>-</b>	<b>4,279</b>

## PUBLIC DIPLOMACY

### GLOBAL PUBLIC AFFAIRS

#### *Detailed Resource Summary*

(\$ in thousands)

Global Public Affairs (GPA)	Positions					Funds		
	American			FSN	Pos Total	Bureau Managed	American Salaries	Funds Total
	CS	FS Dom	Overseas					
FY 2022 Actual	149	6	30	-	185	28,206	34,431	62,637
FY 2023 Adjusted Enacted	149	6	30	-	185	28,129	35,765	63,894
FY 2024 Built-in Changes								
Annualization of 2023 American Pay Raise	-	-	-	-	-	-	418	418
Annualization of FY 2023 New Positions	-	-	-	-	-	-	42	42
2024 American Pay Raise	-	-	-	-	-	-	708	708
Total Built-in Changes	-	-	-	-	-	-	1,168	1,168
FY 2024 Current Services	149	6	30	-	185	28,129	36,933	65,062
FY 2024 Program Changes								
FS Deputy Hub Director	-	-	1	-	1	513	133	646
GPA Forward Bangkok	-	-	-	-	-	300	-	300
Migration Opinions and Attitudes Tracker	-	-	-	-	-	984	-	984
Translations Support – PATH Contract	-	-	-	-	-	450	-	450
Total Program Changes	-	-	1	-	1	2,247	133	2,380
<b>FY 2024 Request</b>	<b>149</b>	<b>6</b>	<b>31</b>	<b>-</b>	<b>186</b>	<b>30,376</b>	<b>37,066</b>	<b>67,442</b>

#### *Staff and Funds by Domestic Organization Units*

(\$ in thousands)

Global Public Affairs (GPA)	FY 2022 Actual			FY 2023 Adjusted Enacted			FY 2024 Request			Increase/ Decrease		
	Am	FSN	Funds	Am	FSN	Funds	Am	FSN	Funds	Am	FSN	Funds
Office of Assistant Secretary	185	-	62,637	185	-	63,894	186	-	67,442	1	-	3,548
<b>Total</b>	<b>185</b>	<b>-</b>	<b>62,637</b>	<b>185</b>	<b>-</b>	<b>63,894</b>	<b>186</b>	<b>-</b>	<b>67,442</b>	<b>1</b>	<b>-</b>	<b>3,548</b>

## PUBLIC DIPLOMACY

### HUMAN RESOURCES SPECIAL COMPLEMENT

#### *Detailed Resource Summary*

(\$ in thousands)

Human Resources-Special Complement (HR-COMP)	Positions					Funds		
	American			FSN	Pos Total	Bureau Managed	American Salaries	Funds Total
	CS	FS Dom	Overseas					
FY 2022 Actual	2	-	-	-	2	-	369	369
FY 2023 Adjusted Enacted	2	-	-	-	2	-	376	376
FY 2024 Built-in Changes								
Annualization of 2023 American Pay Raise	-	-	-	-	-	-	17	17
2024 American Pay Raise	-	-	-	-	-	-	7	7
Total Built-in Changes	-	-	-	-	-	-	24	24
FY 2024 Current Services	2	-	-	-	2	-	400	400
<b>FY 2024 Request</b>	<b>2</b>	<b>-</b>	<b>-</b>	<b>-</b>	<b>2</b>	<b>-</b>	<b>400</b>	<b>400</b>

#### *Staff and Funds by Domestic Organization Units*

(\$ in thousands)

Human Resources-Special Complement (HR-COMP)	FY 2022 Actual			FY 2023 Adjusted Enacted			FY 2024 Request			Increase/ Decrease		
	Am	FSN	Funds	Am	FSN	Funds	Am	FSN	Funds	Am	FSN	Funds
Talent Services	2	-	369	2	-	376	2	-	400	-	-	24
<b>Total</b>	<b>2</b>	<b>-</b>	<b>369</b>	<b>2</b>	<b>-</b>	<b>376</b>	<b>2</b>	<b>-</b>	<b>400</b>	<b>-</b>	<b>-</b>	<b>24</b>

## HUMAN RESOURCES INITIATIVE

#### *Detailed Resource Summary*

(\$ in thousands)

Human Resources Initiative (HRI)	Positions					Funds		
	American			FSN	Pos Total	Bureau Managed	American Salaries	Funds Total
	CS	FS Dom	Overseas					
FY 2022 Actual	-	-	-	-	-	3,180	-	3,180
FY 2023 Adjusted Enacted	-	-	-	-	-	-	-	-
FY 2024 Current Services	-	-	-	-	-	-	-	-

## PUBLIC DIPLOMACY

Human Resources Initiative (HRI)	Positions					Funds		
	American			FSN	Pos Total	Bureau Managed	American Salaries	Funds Total
	CS	FS Dom	Overseas					
FY 2024 Program Changes								
PDTF Support	-	-	-	-	-	5,000	-	5,000
Total Program Changes	-	-	-	-	-	5,000	-	5,000
FY 2024 Request	-	-	-	-	-	5,000	-	5,000

### *Staff and Funds by Domestic Organization Units* (\$ in thousands)

Human Resources Initiative (HRI)	FY 2022 Actual			FY 2023 Adjusted Enacted			FY 2024 Request			Increase/ Decrease		
	Am	FSN	Funds	Am	FSN	Funds	Am	FSN	Funds	Am	FSN	Funds
Accessibility and Accommodations	-	-	-	-	-	-	-	-	5,000	-	-	5,000
<b>Total</b>	-	-	-	-	-	-	-	-	<b>5,000</b>	-	-	<b>5,000</b>

## BUREAU OF INTERNATIONAL ORGANIZATION AFFAIRS

### *Detailed Resource Summary* (\$ in thousands)

Bureau of International Organization Affairs (IO)	Positions					Funds		
	American			FSN	Pos Total	Bureau Managed	American Salaries	Funds Total
	CS	FS Dom	Overseas					
FY 2022 Actual	-	5	7	4	16	2,241	2,515	4,756
FY 2023 Adjusted Enacted	-	5	7	6	18	1,917	2,655	4,572
FY 2024 Built-in Changes								
Annualization of 2023 American Pay Raise	-	-	-	-	-	-	26	26
2024 American Pay Raise	-	-	-	-	-	2	107	109
LE Staff Wage Increase	-	-	-	-	-	55	-	55
Overseas Price Inflation	-	-	-	-	-	11	-	11
Total Built-in Changes	-	-	-	-	-	68	133	201
FY 2024 Current Services	-	5	7	6	18	1,985	2,788	4,773
<b>FY 2024 Request</b>	-	<b>5</b>	<b>7</b>	<b>6</b>	<b>18</b>	<b>1,985</b>	<b>2,788</b>	<b>4,773</b>

## PUBLIC DIPLOMACY

### *Staff and Funds by Domestic Organization Units*

(\$ in thousands)

Bureau of International Organization Affairs (IO)	FY 2022 Actual			FY 2023 Adjusted Enacted			FY 2024 Request			Increase/ Decrease		
	Am	FSN	Funds	Am	FSN	Funds	Am	FSN	Funds	Am	FSN	Funds
Policy, Public and Congressional Affairs	5	-	833	5	-	869	6	-	911	1	-	42
U.S. Mission to the UN	2	-	692	2	-	710	2	-	744	-	-	34
<b>Total</b>	<b>7</b>	<b>-</b>	<b>1,525</b>	<b>7</b>	<b>-</b>	<b>1,579</b>	<b>8</b>	<b>-</b>	<b>1,655</b>	<b>1</b>	<b>-</b>	<b>76</b>

### *Staff and Funds by Post*

(\$ in thousands)

Bureau of International Organization Affairs (IO)	FY 2022 Actual			FY 2023 Adjusted Enacted			FY 2024 Request			Increase/ Decrease		
	Am	FSN	Funds	Am	FSN	Funds	Am	FSN	Funds	Am	FSN	Funds
Austria, Vienna	1	1	462	1	2	448	1	2	468	-	-	20
France, Paris	1	-	668	1	-	624	1	-	650	-	-	26
Italy, Rome	1	-	413	1	1	406	1	1	425	-	-	19
Switzerland, Geneva	1	3	1,688	1	3	1,515	1	3	1,575	-	-	60
<b>Total</b>	<b>4</b>	<b>4</b>	<b>3,231</b>	<b>4</b>	<b>6</b>	<b>2,993</b>	<b>4</b>	<b>6</b>	<b>3,118</b>	<b>-</b>	<b>-</b>	<b>125</b>

## INTERNATIONAL SECURITY AND NONPROLIFERATION

### *Detailed Resource Summary*

(\$ in thousands)

International Security and Nonproliferation (ISN)	Positions					Fund		
	American			FSN	Pos Total	Bureau Managed	American Salaries	Funds Total
	CS	FS Dom	Overseas					
FY 2022 Actual	-	1	-	-	1	8	285	293
FY 2023 Adjusted Enacted	-	1	-	-	1	8	288	296
FY 2024 Built-in Changes								
Annualization of 2023 American Pay Raise	-	-	-	-	-	-	3	3
2024 American Pay Raise	-	-	-	-	-	-	4	4
Total Built-in Changes	-	-	-	-	-	-	7	7
FY 2024 Current Services	-	1	-	-	1	8	295	303
<b>FY 2024 Request</b>	<b>-</b>	<b>1</b>	<b>-</b>	<b>-</b>	<b>1</b>	<b>8</b>	<b>295</b>	<b>303</b>



## PUBLIC DIPLOMACY

### *Staff and Funds by Domestic Organization Units*

(\$ in thousands)

International Security and Nonproliferation (ISN)	FY 2022 Actual			FY 2023 Adjusted Enacted			FY 2024 Request			Increase/Decrease		
	Am	FSN	Funds	Am	FSN	Funds	Am	FSN	Funds	Am	FSN	Funds
Office of Congressional and Public Affairs	1	-	293	1	-	296	1	-	303	-	-	7
<b>Total</b>	<b>1</b>	<b>-</b>	<b>293</b>	<b>1</b>	<b>-</b>	<b>296</b>	<b>1</b>	<b>-</b>	<b>303</b>	<b>-</b>	<b>-</b>	<b>7</b>

## BUREAU OF NEAR EASTERN AFFAIRS

### *Detailed Resource Summary*

(\$ in thousands)

Bureau of Near Eastern Affairs (NEA)	Positions					Funds		
	American			FSN	Pos Total	Bureau Managed	American Salaries	Funds Total
	CS	FS Dom	Overseas					
FY 2022 Actual	12	5	107	177	301	58,022	22,863	80,885
FY 2023 Adjusted Enacted	12	5	107	181	305	55,261	23,802	79,063
FY 2024 Built-in Changes								
Annualization of 2023 American Pay Raise	-	-	-	-	-	-	316	316
Annualization of FY 2023 New Positions	-	-	-	-	-	-	161	161
2024 American Pay Raise	-	-	-	-	-	44	932	976
LE Staff Wage Increase	-	-	-	-	-	952	-	952
Overseas Price Inflation	-	-	-	-	-	338	-	338
Total Built-in Changes	-	-	-	-	-	1,334	1,409	2,743
FY 2024 Current Services	12	5	107	181	305	56,595	25,211	81,806
<b>FY 2024 Request</b>	<b>12</b>	<b>5</b>	<b>107</b>	<b>181</b>	<b>305</b>	<b>56,595</b>	<b>25,211</b>	<b>81,806</b>

## PUBLIC DIPLOMACY

### *Staff and Funds by Domestic Organization Units*

(\$ in thousands)

Bureau of Near Eastern Affairs (NEA)	FY 2022 Actual			FY 2023 Adjusted Enacted			FY 2024 Request			Increase/ Decrease		
	Am	FSN	Funds	Am	FSN	Funds	Am	FSN	Funds	Am	FSN	Funds
Office of Public Diplomacy	17	-	12,995	17	-	12,249	17	-	12,865	-	-	616
<b>Total</b>	<b>17</b>	<b>-</b>	<b>12,995</b>	<b>17</b>	<b>-</b>	<b>12,249</b>	<b>17</b>	<b>-</b>	<b>12,865</b>	<b>-</b>	<b>-</b>	<b>616</b>

### *Staff and Funds by Post*

(\$ in thousands)

Bureau of Near Eastern Affairs (NEA)	FY 2022 Actual			FY 2023 Adjusted Enacted			FY 2024 Request			Increase/ Decrease		
	Am	FSN	Funds	Am	FSN	Funds	Am	FSN	Funds	Am	FSN	Funds
Algeria, Algiers	4	4	1,455	4	4	1,451	4	4	1,502	-	-	51
Bahrain, Manama	4	5	2,080	4	5	2,061	4	5	2,130	-	-	69
Egypt, Cairo	11	36	7,336	11	36	7,230	11	36	7,463	-	-	233
Israel, Jerusalem	8	6	4,109	8	6	4,065	8	6	4,199	-	-	134
Israel, Tel Aviv	12	35	14,030	12	35	13,569	12	35	13,946	-	-	377
Jordan, Amman	6	15	4,111	6	15	4,067	6	15	4,201	-	-	134
Kuwait, Kuwait	3	6	2,811	3	6	2,789	3	6	2,883	-	-	94
Lebanon, Beirut	3	5	2,780	3	5	2,756	3	5	2,848	-	-	92
Libya, Tripoli	3	-	1,426	3	-	1,419	3	-	1,466	-	-	47
Morocco, Rabat	8	15	5,511	8	15	5,472	8	15	5,658	-	-	186
Oman, Muscat	4	5	2,715	4	5	2,682	4	5	2,770	-	-	88
Qatar, Doha	6	4	2,792	6	8	2,752	6	8	2,841	-	-	89
Saudi Arabia, Riyadh	9	12	4,698	9	12	4,634	9	12	4,784	-	-	150
Syria, Damascus	6	10	3,241	6	10	3,200	6	10	3,304	-	-	104
Tunisia, Tunis	8	10	3,132	8	10	3,078	8	10	3,175	-	-	97
United Arab Emirates, Abu Dhabi	8	5	3,253	8	5	3,212	8	5	3,317	-	-	105
Yemen, Sanaa	4	4	2,410	4	4	2,377	4	4	2,454	-	-	77
<b>Total</b>	<b>107</b>	<b>177</b>	<b>67,890</b>	<b>107</b>	<b>181</b>	<b>66,814</b>	<b>107</b>	<b>181</b>	<b>68,941</b>	<b>-</b>	<b>-</b>	<b>2,127</b>

## PUBLIC DIPLOMACY

### BUREAU OF OCEANS AND INTERNATIONAL ENVIRONMENT AND SCIENTIFIC AFFAIRS

#### *Detailed Resource Summary*

(\$ in thousands)

Bureau of Oceans and International Environment and Scientific Affairs (OES)	Positions					Funds		
	American			FSN	Pos Total	Bureau Managed	American Salaries	Funds Total
	CS	FS Dom	Overseas					
FY 2022 Actual	1	2	-	-	3	298	655	953
FY 2023 Adjusted Enacted	1	2	-	-	3	298	684	982
FY 2024 Built-in Changes								
Annualization of 2023 American Pay Raise	-	-	-	-	-	-	8	8
Annualization of FY 2023 New Positions	-	-	-	-	-	-	70	70
2024 American Pay Raise	-	-	-	-	-	13	-	13
Total Built-in Changes	-	-	-	-	-	13	78	91
FY 2024 Current Services	1	2	-	-	3	311	762	1,073
FY 2024 Program Changes								
U.S. Center for Conference of the Parties	-	-	-	-	-	1,000	0	1,000
Total Program Changes	-	-	-	-	-	1,000	0	1,000
<b>FY 2024 Request</b>	<b>1</b>	<b>2</b>	<b>-</b>	<b>-</b>	<b>3</b>	<b>1,311</b>	<b>762</b>	<b>2,073</b>

#### *Staff and Funds by Domestic Organization Units*

(\$ in thousands)

Bureau of Oceans and International Environment and Scientific Affairs (OES)	FY 2022 Actual			FY 2023 Adjusted Enacted			FY 2024 Request			Increase/ Decrease		
	Am	FSN	Funds	Am	FSN	Funds	Am	FSN	Funds	Am	FSN	Funds
Office of the Assistant Secretary	3	-	953	3	-	982	3	-	2,073	-	-	1,091
<b>Total</b>	<b>3</b>	<b>-</b>	<b>953</b>	<b>3</b>	<b>-</b>	<b>982</b>	<b>3</b>	<b>-</b>	<b>2,073</b>	<b>-</b>	<b>-</b>	<b>1,091</b>

## PUBLIC DIPLOMACY

### BUREAU OF POLITICAL-MILITARY AFFAIRS

#### *Detailed Resource Summary*

(\$ in thousands)

Bureau of Political-Military Affairs (PM)	Positions					Funds		
	American			FSN	Pos Total	Bureau Managed	American Salaries	Funds Total
	CS	FS Dom	Overseas					
FY 2022 Actual	-	1	-	-	1	-	302	302
FY 2023 Adjusted Enacted	-	1	-	-	1	-	328	328
FY 2024 Built-in Changes								
Annualization of the 2023 American Pay Raise	-	-	-	-	-	-	3	3
2024 American Pay Raise	-	-	-	-	-	3	-	3
Total Built-in Changes	-	-	-	-	-	3	3	6
FY 2024 Current Services	-	1	-	-	1	3	331	334
<b>FY 2024 Request</b>	-	<b>1</b>	-	-	<b>1</b>	<b>3</b>	<b>331</b>	<b>334</b>

#### *Staff and Funds by Domestic Organization Units*

(\$ in thousands)

Bureau of Political-Military Affairs (PM)	FY 2022 Actual			FY 2023 Adjusted Enacted			FY 2024 Request			Increase/ Decrease		
	Am	FSN	Funds	Am	FSN	Funds	Am	FSN	Funds	Am	FSN	Funds
Congressional & Public Affairs	1	-	-	1	-	-	1	-	3	-	-	3
Counter Piracy and Maritime Security	-	-	302	-	-	328	-	-	331	-	-	3
<b>Total</b>	<b>1</b>	<b>-</b>	<b>302</b>	<b>1</b>	<b>-</b>	<b>328</b>	<b>1</b>	<b>-</b>	<b>334</b>	<b>-</b>	<b>-</b>	<b>6</b>

## OFFICE OF THE SECRETARY

#### *Detailed Resource Summary*

(\$ in thousands)

Office of the Secretary (S)	Positions					Funds		
	American			FSN	Pos Total	Bureau Managed	American Salaries	Funds Total
	CS	FS Dom	Overseas					
FY 2022 Actual	103	29	-	-	132	29,619	20,134	49,753
FY 2023 Adjusted Enacted	103	29	-	-	132	40,868	20,377	61,245
FY 2024 Built-in Changes								

## PUBLIC DIPLOMACY

Office of the Secretary (S)	Positions					Funds		
	American			FSN	Pos Total	Bureau Managed	American Salaries	Funds Total
	CS	FS Dom	Overseas					
Annualization of 2023 American Pay Raise	-	-	-	-	-	-	191	191
Annualization of FY 2023 New Positions	-	-	-	-	-	-	137	137
2024 American Pay Raise	-	-	-	-	-	62	342	404
Total Built-in Changes	-	-	-	-	-	62	670	732
FY 2024 Current Services	103	29	-	-	132	40,930	21,047	61,977
FY 2024 Program Changes								
NATO Summit	-	-	-	-	-	3,160	-	3,160
Expo 2025 Osaka	-	-	-	-	-	22,000	-	22,000
Total Program Changes	-	-	-	-	-	25,160	-	25,160
<b>FY 2024 Request</b>	<b>103</b>	<b>29</b>	<b>-</b>	<b>-</b>	<b>132</b>	<b>66,090</b>	<b>21,047</b>	<b>87,137</b>

### *Staff and Funds by Domestic Organization Units* (\$ in thousands)

Office of the Secretary (S)	FY 2022 Actual			FY 2023 Adjusted Enacted			FY 2024 Request			Increase/ Decrease		
	Am	FSN	Funds	Am	FSN	Funds	Am	FSN	Funds	Am	FSN	Funds
Global Engagement Center	46	-	11,894	46	-	12,071	46	-	12,305	-	-	234
Office of Resources, Plans, & Policy	74	-	34,873	74	-	44,214	74	-	69,812	-	-	25,598
Under Secretary for Public Diplomacy and Public Affairs	12	-	2,986	12	-	2,960	12	-	3,020	-	-	60
<b>Total</b>	<b>132</b>	<b>-</b>	<b>49,753</b>	<b>132</b>	<b>-</b>	<b>59,245</b>	<b>132</b>	<b>-</b>	<b>85,137</b>	<b>-</b>	<b>-</b>	<b>25,892</b>

## BUREAU OF SOUTH AND CENTRAL ASIAN AFFAIRS

### *Detailed Resource Summary* (\$ in thousands)

Bureau of South and Central Asian Affairs (SCA)	Positions					Funds		
	American			FSN	Pos Total	Bureau Managed	American Salaries	Funds Total
	CS	FS Dom	Overseas					
FY 2022 Actual	18	8	87	141	254	44,322	20,839	65,161
FY 2023 Adjusted Enacted	18	8	87	149	262	42,219	22,262	64,481
FY 2024 Built-in Changes								
Annualization of 2023 American Pay Raise	-	-	-	-	-	-	273	273

## PUBLIC DIPLOMACY

Bureau of South and Central Asian Affairs (SCA)	Positions					Funds		
	American			FSN	Pos Total	Bureau Managed	American Salaries	Funds Total
	CS	FS Dom	Overseas					
Annualization of FY 2023 New Positions	-	-	-	-	-	-	70	70
2024 American Pay Raise	-	-	-	-	-	179	846	1,025
LE Staff Wage Increase	-	-	-	-	-	2,131	-	2,131
Overseas Price Inflation	-	-	-	-	-	80	-	80
Total Built-in Changes	-	-	-	-	-	2,390	1,189	3,579
FY 2024 Current Services	18	8	87	149	262	44,609	23,451	68,060
<b>FY 2024 Request</b>	<b>18</b>	<b>8</b>	<b>87</b>	<b>149</b>	<b>262</b>	<b>44,609</b>	<b>23,451</b>	<b>68,060</b>

### *Staff and Funds by Domestic Organization Units* (\$ in thousands)

Bureau of South and Central Asian Affairs (SCA)	FY 2022 Actual			FY 2023 Adjusted Enacted			FY 2024 Request			Increase/ Decrease		
	Am	FSN	Funds	Am	FSN	Funds	Am	FSN	Funds	Am	FSN	Funds
Office of Public Diplomacy	25	-	2,989	26	-	2,940	26	-	3,104	-	-	164
<b>Total</b>	<b>25</b>	<b>-</b>	<b>2,989</b>	<b>26</b>	<b>-</b>	<b>2,940</b>	<b>26</b>	<b>-</b>	<b>3,104</b>	<b>-</b>	<b>-</b>	<b>164</b>

### *Staff and Funds by Post* (\$ in thousands)

Bureau of South and Central Asian Affairs (SCA)	FY 2022 Actual			FY 2023 Adjusted Enacted			FY 2024 Request			Increase/ Decrease		
	Am	FSN	Funds	Am	FSN	Funds	Am	FSN	Funds	Am	FSN	Funds
Afghanistan, Kabul	10	-	5,442	9	-	5,506	9	-	5,809	-	-	303
Bangladesh, Dhaka	4	9	2,533	4	8	2,515	4	8	2,654	-	-	139
India, Chennai (CG)	3	2	1,311	3	1	1,301	3	1	1,374	-	-	73
India, Hyderabad	1	-	730	1	-	711	1	-	751	-	-	40
India, Kolkata (CG)	2	1	713	2	1	705	2	1	744	-	-	39
India, Mumbai (CG)	4	3	1,873	4	3	1,869	4	3	1,973	-	-	104
India, New Delhi	13	105	10,676	14	110	10,956	14	110	11,552	-	-	596
Kazakhstan, Almaty	2	2	377	2	3	375	2	3	396	-	-	21
Kazakhstan, Astana	4	2	1,983	4	2	1,972	4	2	2,081	-	-	109
Kyrgyzstan, Bishkek	3	1	1,558	3	2	1,530	3	2	1,616	-	-	86
Nepal, Kathmandu	3	8	2,034	3	10	2,021	3	10	2,133	-	-	112

## PUBLIC DIPLOMACY

Bureau of South and Central Asian Affairs (SCA)	FY 2022 Actual			FY 2023 Adjusted Enacted			FY 2024 Request			Increase/ Decrease		
	Am	FSN	Funds	Am	FSN	Funds	Am	FSN	Funds	Am	FSN	Funds
Pakistan, Islamabad	14	-	22,572	14	-	21,775	14	-	22,997	-	-	1,222
Pakistan, Karachi (CG)	6	-	977	6	-	987	6	-	1,042	-	-	55
Pakistan, Lahore (CG)	4	-	649	4	-	637	4	-	672	-	-	35
Pakistan, Peshawar (CN)	1	-	354	1	-	356	1	-	375	-	-	19
Sri Lanka, Colombo	4	6	2,702	4	7	2,657	4	7	2,805	-	-	148
Tajikistan, Dushanbe	3	-	2,032	3	-	2,019	3	-	2,131	-	-	112
Turkmenistan, Ashgabat	3	-	2,032	3	-	2,019	3	-	2,131	-	-	112
Uzbekistan, Tashkent	3	2	1,624	3	2	1,630	3	2	1,720	-	-	90
<b>Total</b>	<b>87</b>	<b>141</b>	<b>62,172</b>	<b>87</b>	<b>149</b>	<b>61,541</b>	<b>87</b>	<b>149</b>	<b>64,956</b>	-	-	<b>3,415</b>

## BUREAU OF WESTERN HEMISPHERE AFFAIRS

### *Detailed Resource Summary*

(\$ in thousands)

Bureau of Western Hemisphere Affairs (WHA)	Positions					Funds		
	American			FSN	Pos Total	Bureau Managed	American Salaries	Funds Total
	CS	FS Dom	Overseas					
FY 2022 Actual	6	15	104	329	454	47,579	23,053	70,632
FY 2023 Adjusted Enacted	6	15	104	330	455	47,103	24,290	71,393
FY 2024 Built-in Changes								
Annualization of 2023 American Pay Raise	-	-	-	-	-	-	328	328
Annualization of FY 2023 New Positions	-	-	-	-	-	-	119	119
2024 American Pay Raise	-	-	-	-	-	60	931	991
LE Staff Wage Increase	-	-	-	-	-	3,144	-	3,144
Overseas Price Inflation	-	-	-	-	-	139	-	139
Total Built-in Changes	-	-	-	-	-	3,343	1,378	4,721
FY 2024 Current Services	6	15	104	330	455	50,446	25,668	76,114
FY 2024 Program Changes								
Sustaining Migration Messaging and Programs	-	-	-	-	-	4,500	-	4,500
Countering PRC/Confronting the China Challenge	-	-	2	-	2	1,026	266	1,292
Total Program Changes	-	-	2	-	2	5,526	266	5,792
<b>FY 2024 Request</b>	<b>6</b>	<b>15</b>	<b>106</b>	<b>330</b>	<b>457</b>	<b>55,972</b>	<b>25,934</b>	<b>81,906</b>

## PUBLIC DIPLOMACY

### *Staff and Funds by Domestic Organization Units*

(\$ in thousands)

Bureau of Western Hemisphere Affairs (WHA)	FY 2022 Actual			FY 2023 Adjusted Enacted			FY 2024 Request			Increase/ Decrease		
	Am	FSN	Funds	Am	FSN	Funds	Am	FSN	Funds	Am	FSN	Funds
Office of Public Diplomacy and Public Affairs	21	-	2,247	21	-	2,577	21	-	7,225	-	-	4,648
<b>Total</b>	<b>21</b>	<b>-</b>	<b>2,247</b>	<b>21</b>	<b>-</b>	<b>2,577</b>	<b>21</b>	<b>-</b>	<b>7,225</b>	<b>-</b>	<b>-</b>	<b>4,648</b>

### *Staff and Funds by Post*

(\$ in thousands)

Bureau of Western Hemisphere Affairs (WHA)	FY 2022 Actual			FY 2023 Adjusted Enacted			FY 2024 Request			Increase/ Decrease		
	Am	FSN	Funds	Am	FSN	Funds	Am	FSN	Funds	Am	FSN	Funds
Argentina, Buenos Aires	6	16	3,229	6	16	3,107	6	16	3,323	-	-	216
Bahamas, Nassau	1	3	559	1	3	538	1	3	576	-	-	38
Barbados, Bridgetown	2	3	1,358	2	3	1,306	3	3	2,044	1	-	738
Belize, Belmopan	-	-	464	-	-	447	-	-	477	-	-	30
Bolivia, La Paz	5	13	3,607	5	13	3,472	5	13	3,713	-	-	241
Brazil, Belo Horizonte	1	-	249	1	-	239	1	-	256	-	-	17
Brazil, Brasilia	8	33	5,114	8	33	4,923	8	33	5,264	-	-	341
Brazil, Porto Alegre	-	3	241	-	3	233	-	3	248	-	-	15
Brazil, Recife	-	-	318	-	-	306	-	-	328	-	-	22
Brazil, Rio de Janeiro	4	10	1,165	4	10	1,122	4	10	1,200	-	-	78
Brazil, Sao Paulo	3	10	1,468	3	10	1,412	3	10	1,511	-	-	99
Canada, Calgary	-	-	162	-	-	156	-	-	167	-	-	11
Canada, Halifax	-	-	253	-	-	243	-	-	260	-	-	17
Canada, Montreal	1	3	361	1	3	347	1	3	371	-	-	24
Canada, Ottawa	3	10	2,930	3	10	2,820	3	10	3,015	-	-	195
Canada, Toronto	1	-	326	1	-	314	1	--	335	-	-	21
Canada, Vancouver	1	-	522	1	-	502	2	--	1,183	1	-	681
Chile, Santiago	4	20	2,771	4	20	2,667	4	20	2,852	-	-	185
Colombia, Bogota	4	20	5,325	4	20	5,125	4	20	5,481	-	-	356
Costa Rica, San Jose	3	10	1,796	3	10	1,728	3	10	1,848	-	-	120
Cuba, Havana	3	-	793	3	-	763	3	-	816	-	-	53



## PUBLIC DIPLOMACY

Bureau of Western Hemisphere Affairs (WHA)	FY 2022 Actual			FY 2023 Adjusted Enacted			FY 2024 Request			Increase/ Decrease		
	Am	FSN	Funds	Am	FSN	Funds	Am	FSN	Funds	Am	FSN	Funds
Dom. Republic, Santo Domingo	3	10	1,767	3	10	1,701	3	10	1,819	-	-	118
Ecuador, Quito	4	10	3,236	4	10	3,114	4	10	3,331	-	-	217
El Salvador, San Salvador	3	10	1,891	3	10	1,820	3	10	1,946	-	-	126
Guatemala, Guatemala City	5	10	2,149	5	10	2,068	5	10	2,211	-	-	143
Guyana, Georgetown	-	-	242	-	-	234	-	-	249	-	-	15
Haiti, Port-au-Prince	3	7	1,674	3	7	1,612	3	7	1,723	-	-	111
Honduras, Tegucigalpa	5	7	2,317	5	8	2,231	5	8	2,385	-	-	154
Jamaica, Kingston	3	7	1,222	3	7	1,176	3	7	1,258	-	-	82
Mexico, Ciudad Juarez	1	3	433	1	3	416	1	3	446	-	-	30
Mexico, Guadalajara	-	3	492	-	3	474	-	3	507	-	-	33
Mexico, Hermosillo	-	-	148	-	-	143	-	-	153	-	-	10
Mexico, Matamoros	-	-	76	-	-	74	-	-	78	-	-	4
Mexico, Merida	-	-	119	-	-	114	-	-	123	-	-	9
Mexico, Mexico City	5	33	4,251	5	33	4,091	5	33	4,375	-	-	284
Mexico, Monterrey	1	3	686	1	3	660	1	3	706	-	-	46
Mexico, Nogales	-	-	121	-	-	116	-	-	125	-	-	9
Mexico, Nuevo Laredo	-	-	107	-	-	102	-	-	110	-	-	8
Mexico, Tijuana	1	3	345	1	3	332	1	3	355	-	-	23
Netherlands Antilles, Curacao	-	-	7	-	-	7	-	-	8	-	-	1
Nicaragua, Managua	3	7	1,285	3	7	1,236	3	7	1,322	-	-	86
Panama, Panama City	4	10	2,128	4	10	2,048	4	10	2,191	-	-	143
Paraguay, Asuncion	2	3	1,229	2	3	1,183	2	3	1,266	-	-	83
Peru, Lima	3	16	3,744	3	16	3,603	3	16	3,853	-	-	250
Suriname, Paramaribo	-	3	889	-	3	856	-	3	915	-	-	59
Trinidad, Port-au-Spain	1	7	1,024	1	7	986	1	7	1,054	-	-	68
Uruguay, Montevideo	2	7	2,339	2	7	2,251	2	7	2,408	-	-	157
Venezuela, Caracas	5	16	1,453	5	16	1,398	5	16	1,496	-	-	98
<b>Total</b>	<b>104</b>	<b>329</b>	<b>68,385</b>	<b>104</b>	<b>330</b>	<b>65,816</b>	<b>106</b>	<b>330</b>	<b>71,681</b>	<b>2</b>	<b>-</b>	<b>5,865</b>

## **DIPLOMATIC PROGRAMS: DIPLOMATIC POLICY AND SUPPORT**

**Administration**  
**Arms Control, Verification and Compliance**  
**Budget and Planning**  
**Office of the Chief of Protocol**  
**Comptroller and Global Financial Services**  
**Cyberspace and Digital Policy**  
**Democracy, Human Rights and Labor**  
**Economic and Business Affairs**  
**Energy Resources**  
**Global Health, Security, and Diplomacy**  
**Global Public Affairs**  
**Information Resource Management**  
**Intelligence and Research**  
**International Religious Freedom**  
**International Security and Nonproliferation**  
**Office of the Legal Adviser**  
**Legislative Affairs**  
**Management**  
**Oceans and International Environmental and Scientific Affairs**  
**Political-Military Affairs**  
**Population, Refugees and Migration**  
**Office to Monitor and Combat Trafficking in Persons**  
**Office of the Secretary**

# BUREAU OF ADMINISTRATION

## *Resource Summary*

(\$ in thousands)

Bureau of Administration (A)	FY 2022 Actual	FY 2023 Adjusted Enacted	FY 2024 Request	Change from FY 2023 Adjusted Enacted
Administration	451,335	473,049	394,460	(78,589)
Positions	698	698	702	4

---

## WHO WE ARE & WHY IT MATTERS

---

As an enterprise service provider, the Bureau of Administration (A) enables the State Department to achieve the country's national security objectives through robust management support. Driving innovation and improved customer experience, the Bureau's direct hire staff and more than 1,200 contractors solve enterprise challenges and deliver crucial logistics, acquisitions, real property management, knowledge management, emergency planning, and other services.

With both domestic and overseas offices, the "A Team" provides management systems, policy and operational support, and information technology systems and applications across a wide range of disciplines. This breadth and depth of expertise is necessary to address U.S. government needs across the varied and dynamic environments in which the 77,000 Department and interagency overseas personnel operate.

The scale of A Bureau operations matches its scope. The Bureau supports 34,000 International Cooperative Administrative Support Services (ICASS) customers, moves over one million pounds of supplies per month, and transports over 73 million items annually. The Bureau's team members conduct \$12 billion in acquisitions per year and manage the Department's worldwide logistics supply chain infrastructure. In addition, the Bureau administers systems for contracting, acquisition, transportation, travel, claims, property and inventory management, as well as the diplomatic pouch and mail service.

The A Bureau oversees the Department's 13 million square foot domestic real estate portfolio, with an annual operating cost of \$65 million. Team members also: manage domestic safety and occupational health programs; maintain the Department's domestic vehicle fleet; and oversee the Department's emergency management and continuity of government programs.

The A Bureau contributes to leading government transparency by coordinating: the management, disposition, and release of Department regulations and records; privacy mandates; classification and declassification of Department information; and printing, publishing, and graphic design services. The Bureau processed over 9,300 FOIA requests last year and posted almost 8,600 records online to the public facing FOIA website that were released to requesters, a 60 percent increase from FY 2020.

The A Bureau trained over 100,000 OpenNet users worldwide on Privacy Act requirements, up from 33,000 employees in prior years. The Bureau also oversees the Ralph J. Bunche Library, which supports informed policymaking and advances the goals of the Secretary's Modernization Agenda by providing seamless access to high quality, accurate, and timely commercial information products, as well as its own collection and the Department's archives.

In addition, A Bureau: establishes allowance rates for U.S. Government personnel assigned abroad; manages overseas commissary and recreation affairs; supports more than 50 White House trips annually; provides language

## BUREAU OF ADMINISTRATION

interpreting and translation assistance to the President, Vice-President, the Secretary of State, and numerous cabinet officials; supports international overseas schools that promote American educational values, as well as help recruit and retain Foreign Service officers by providing high-quality educational services for Foreign Service families.

Without efficient, innovative, and cost-effective management services, the Department's workforce would lack the diplomatic platform needed to achieve the nation's foreign policy goals. As an enterprise service provider, the A Bureau shapes the Department's logistics, acquisition, knowledge management, domestic facility, and emergency preparedness activities, serving State and other agency customers at more than 260 posts and domestic office sites. In doing so, the Bureau manages risk related to \$10 billion in annual acquisitions, 13 million square feet in real property, and 77,000 employees annually who travel or move.

To accomplish its mission, respond to crises, and retain a diverse, and highly skilled workforce, the Department must provide modern, technology-enabled workspace options throughout its facilities. Managing approximately 13 million square feet of office, critical infrastructure, and warehouse space in over 150 locations across the U.S., the A Bureau is spearheading: capital improvements; facility maintenance innovations, including energy savings and climate and greening initiatives; infrastructure modernization and renovation efforts to improve space utilization; the consolidation of selected functions into lower cost regional centers; and the installation of common-use hoteling space. The A Bureau is advancing these and other initiatives through the implementation of a comprehensive strategic asset management program, execution of industry best practices for operations and maintenance delivery, and establishment of enabling policies. The Future of Work envisions flexible, safe, and cost-effective facilities to improve workforce agility and capacity, and the A Bureau is committed to achieving those goals.

The A Bureau is strengthening the Department's international overseas school programs by increasing resources for special learning needs to better support the overseas diplomatic community, advance DEIA goals, and assist the Department's efforts to recruit and retain Foreign Service Officers.

The A Bureau is building the next generation of linguists and associated technology to provide translator and interpreter services more efficiently to the White House, the Department, and other Cabinet agencies. In addition to providing customary translation and interpreter services for 67 languages on an ongoing basis, the A Bureau interpreters and translators provide language services to support the U.S. government's crisis management efforts.

Democracies demand openness. The A Bureau is an interagency leader in the federal government's efforts to promote transparency, support knowledge-based decision making for the diplomatic community, and protect personally identifiable and classified information. The A Bureau is improving the customer experience for accessing Department information for FOIA and other requests. Part of the reason the Bureau is able to achieve this is the utilization of new technology, such as machine learning and artificial intelligence, to provide timely responses. The goal is to transition the Department toward fully electronic and data-based operations, where information is securely used on electronic platforms. To this end, the A Bureau is leveraging the Department's enterprise data strategy and data analytics for improved records management and Department decision making.

The A Bureau is strengthening efforts to identify, deter, protect against, detect, and respond to cybersecurity threats to global administrative IT management systems. The Bureau is also supporting the Department's enterprise needs by providing essential IT platforms that: move people, goods, and services around the world; calculate allowances for Department and interagency staff; and provide modern, safe, and secure facilities for the domestic workforce.

## BUREAU OF ADMINISTRATION

---

---

### BUREAU STRATEGIC GOALS

---

---

1. Optimize the Department's global logistics supply chain services to support national security and foreign policy priorities.
2. Improve the services provided to Department staff by implementing best practices to support a flexible domestic hybrid work environment, increase sustainability in operations and maintenance, and improve global customer-focused specialized support services.
3. Manage the Department's information as a strategic asset to improve knowledge management, data-driven decision making, and transparency by adapting to evolving customer needs.
4. Deliver best in class emergency management programs that enhance resilience through a culture of preparedness and incorporate risk-informed decision-making that enables the Department to mitigate, respond to, and recover from the threats and hazards that impact the Department's domestic platform.
5. Empower the Acquisition Enterprise to deliver world-class, flexible, knowledgeable, and responsive service delivery by leveraging data and revitalizing the workforce.
6. Modernize the A Bureau's enterprise IT management systems to improve cybersecurity, productivity, and decision-making.
7. Develop an agile, diverse, inclusive, and collaborative workforce.

To view more of the bureau strategy, please visit <https://www.state.gov/functional-bureau-strategies/>.

---

---

### JUSTIFICATION OF REQUEST

---

---

The FY 2024 Request of \$394.5 million represents a net \$78.6 million decrease below the FY 2023 Adjusted Enacted level. This includes \$5 million increase in current services for the 2024 American pay raise and annualization of the 2023 American pay raise, \$24.2 million in programmatic enhancements, and a base reduction of -\$107.8 million for domestic Real Property Working Capital Fund (WCF) adjustments to offset WCF realignments to other Department bureaus.

Real Property Working Capital Fund	
Estimated DP Realignment	(\$ thousands)
From A Bureau, bureau-managed	91,099
From A Bureau, American Salaries	16,667
<b>Total</b>	<b>107,766</b>

In addition to advancing U.S. national security strategic priorities, the FY 2024 Request support the A Bureau's Functional Bureau Strategy (FBS) goals and strategic objectives, as well as a number of other key priorities, including the: Secretary's Modernization of American Diplomacy Plan; Department's Diversity, Equity, Inclusion, and Accessibility (DEIA) Plan; Department's Future of Work—Workplace Flexibilities Plan; and the government-wide Sustainability Plan.

The FY 2024 Budget provides \$24.2 million for programmatic increases to enable the modern, timely, and cost-effective conduct of the nation's foreign policy, as well as the effective management of the Department's enterprise facilities, programs, and platforms. Without efficient, innovative, and effective services, the Department's workforce would lack a sustainable diplomatic platform upon which to achieve the nation's foreign policy goals. The Request's programmatic increases are detailed below.

## **BUREAU OF ADMINISTRATION**

### **Support for Domestic Infrastructure, Sustainability, Safety, and the Future of Work: \$11.4 million**

- **General Services Administration rent increases on domestic real property:** \$6.4 million; and
- **Operation and Maintenance (O&M) expenses:** \$5 million. FY 2024 funding will support preventative maintenance, fire and life safety, utilities, custodial care, and landscaping at up to 50 locations within the National Capital Region (NCR), as well as five other Department facility locations across the United States. The projects would advance climate resilience and improve workplace flexibilities and accessibility for a more agile, inclusive workforce.

### **International Cooperative Administrative Support Services (ICASS): \$6 million**

The FY 2024 Request will sustain activities relevant to Diplomatic Pouch and Mail (DPM) and the Integrated Logistics Management System (ILMS). The Budget will include:

- \$4.9 million for the Department's share of increased ILMS ICASS expenses, which ensure operations and maintenance of a complex worldwide logistics infrastructure used by thousands of employees;
- \$900,000 for increased DPM shipping costs; and
- \$200,000 for facility transfer, moving part of DPM's classified operations space from its current State Annex 8 (SA-08) location to a facility at Fort Belvoir that is being constructed by a partner agency.

### **Information Technology (IT) Working Capital Fund: \$3.3 million**

Funding will address adjustments tied to IT products and support provided by the Information Resource Management Bureau's IT Working Capital Fund. IT elements like desktops, laptops, and data port services will be updated to ensure a modern, secure, and agile Department IT platform.

### **Cybersecurity: \$1.7 million**

A Bureau's enterprise systems support thousands of customers in the Department. The Budget commits funds to improve risk management, including by renewing systems' Authority to Operate (ATO) and undertaking contingency testing of systems to meet Department of State and other federal cybersecurity standards. The FY 2024 Request includes \$1.5 million of programmatic investment and \$194,000 for one Civil Service position.

### **Overseas Schools Programs: \$594,000**

The FY 2024 Request includes funds to address A Bureau's efforts in support of these objectives. Within this Budget, \$400,000 will be for programmatic investment and \$194,000 will support one Civil Service position. The programmatic investment contains:

- \$200,000 would help build resilient mental health cultures in overseas schools serving families of U.S. foreign affairs professionals; and
- \$200,000 would expand overseas schools' special needs learning programs to better serve students and families with such needs.

## BUREAU OF ADMINISTRATION

On the staffing element, one position will be located in the Office of Overseas Schools to reinforce outreach and oversight of school programming.

### **Zero Emission Vehicle Infrastructure: \$500,000**

This investment is intended to accelerate implementation of Executive Orders 14008, “*Tackling the Climate Crisis at Home and Abroad*,” and 14057, “*Catalyzing Clean Energy Industries and Jobs Through Federal Sustainability*,” (<https://www.govinfo.gov/content/pkg/FR-2021-12-13/pdf/2021-27114.pdf>) primarily through the installation of electric vehicle charging infrastructure, which will improve transportation sustainability and encourage agile mobility.

### **Enhanced Knowledge Management: \$337,000**

The FY 2024 Request will enhance knowledge management and data-driven diplomacy by acquiring enterprise analytic licenses. The Department’s Ralph Bunche Library would seek commercial intelligence applications, including Leadership Connect, MarketLine, and Mergent. The Library and various domestic offices and overseas posts will use these applications to conduct research and gather intelligence on companies, industries, countries, cities, governments, and other stakeholders. Areas of focus will include: cooperation with the Department’s overall China House initiative; research on Russian companies and individuals for potential sanctions; and the identification of private sector contacts for outreach on subjects such as intellectual property protections.

### **Translation and Travel Support: \$389,000**

The FY 2024 Request will support one new Civil Service position to bolster the Language Services Office by addressing expanding translation and interpretation service demands for Ukrainian, Korean, or other emerging critical languages supporting vital national security engagements by senior leadership.

One Civil Service position will serve as a travel liaison between key Department and interagency officials, as well as U.S. Embassy personnel abroad and other foreign affairs stakeholders. The addition of this staff member will help to mitigate and address travel challenges including pandemic-related medical, policy, and logistics coordination.

### ***Detailed Resource Summary***

(\$ in thousands)

Bureau of Administration (A)	Positions					Funds (\$ in thousands)		
	American			FSN	Pos Total	Bureau Managed	American Salaries	Funds Total
	CS	FS Dom	Overseas					
FY 2022 Actual	665	32	1	-	698	354,261	97,074	451,335
FY 2023 Adjusted Enacted	665	32	1	-	698	354,094	118,955	473,049
FY 2024 Built-in Changes								
Annualization of 2023 American Pay Raise	-	-	-	-	-		977	977
2024 American Pay Raise	-	-	-	-	-	172	3,798	3,970

## BUREAU OF ADMINISTRATION

Bureau of Administration (A)	Positions					Funds (\$ in thousands)		
	American			FSN	Pos Total	Bureau Managed	American Salaries	Funds Total
	CS	FS Dom	Overseas					
Real Property WCF Adjustment	-	-	-	-	-	(91,099)	(16,667)	(107,766)
Total Built-in Changes	-	-	-	-	-	(90,927)	(11,892)	(102,819)
FY 2024 Current Services	665	32	1	-	698	263,167	107,063	370,230
FY 2024 Program Changes								
Zero-Emission Vehicle Support	-	-	-	-	-	500	-	500
Infrastructure: Sustainability, Safety, Future of Work	-	-	-	-	-	11,400	-	11,400
Translation and Travel Support	2	-	-	-	2	165	224	389
Support for ICASS Activities in DPM and ILMS	-	-	-	-	-	6,013	-	6,013
Enhancing Data-Driven Diplomacy and Knowledge Management	-	-	-	-	-	337	-	337
Optimizing Information Technology: ITMS	1	-	-	-	1	1,582	112	1,694
U.S. Overseas Schools	1	-	-	-	1	482	112	594
IT Working Capital Fund Increases	-	-	-	-	-	3,303	-	3,303
Total Program Changes	4	-	-	-	4	23,782	448	24,230
<b>FY 2024 Request</b>	<b>669</b>	<b>32</b>	<b>1</b>	<b>-</b>	<b>702</b>	<b>286,949</b>	<b>107,511</b>	<b>394,460</b>

### *Funds by Object Class*

(\$ in thousands)

Bureau of Administration (A)	FY 2022 Actual	FY 2023 Adjusted Enacted	FY 2024 Request	Increase/ Decrease
1100 Personnel Compensation	72,342	87,374	79,515	(7,859)
1200 Personnel Benefits	30,810	37,659	34,077	(3,582)
2100 Travel & Trans of Persons	9,846	9,846	9,851	5
2200 Transportation of Things	161	161	161	-
2300 Rents, Comm & Utilities	192,373	195,946	182,442	(13,504)
2400 Printing & Reproduction	462	462	462	-
2500 Other Services	139,070	135,330	81,342	(53,988)
2600 Supplies and Materials	2,975	2,975	3,313	338
3100 Personal Property	2,400	2,400	2,401	1
4200 Insurance Claims & Indemnities	896	896	896	-
<b>Total</b>	<b>451,335</b>	<b>473,049</b>	<b>394,460</b>	<b>(78,589)</b>



## BUREAU OF ADMINISTRATION

### *Staff and Funds by Domestic Organization Units*

(\$ in thousands)

Bureau of Administration (A)	FY 2022 Actual			FY 2023 Adjusted Enacted			FY 2024 Request			Increase/ Decrease		
	Am	FSN	Funds	Am	FSN	Funds	Am	FSN	Funds	Am	FSN	Funds
Dep. Asst. Secretary for Global Information Services	5	-	1,406	5	-	1,664	5	-	1,720	-	-	56
Deputy Assistant Secretary for Logistics Management	9	-	2,141	9	-	2,335	9	-	2,378	-	-	43
Deputy Assistant Secretary for Operations	23	-	2,643	23	-	3,245	23	-	3,352	-	-	107
Directives	12	-	2,130	12	-	2,485	12	-	2,563	-	-	78
Executive Office	96	-	27,939	96	-	25,982	97	-	31,664	1	-	5,682
GSA & Other Rents Management	-	-	166,389	-	-	163,105	-	-	169,505	-	-	6,400
General Services Management	28	-	9,994	28	-	13,352	28	-	14,043	-	-	691
Information Program Services	164	-	60,439	164	-	59,506	164	-	61,018	-	-	1,512
Office of Allowances	14	-	3,302	14	-	3,794	14	-	3,894	-	-	100
Office of Emergency Management	11	-	1,146	11	-	1,404	11	-	1,460	-	-	56
Office of Facilities Management Services	75	-	87,336	75	-	101,175	75	-	5,021	-	-	(96,154)
Office of Language Services	44	-	6,692	44	-	8,112	45	-	8,617	1	-	505
Office of Overseas Schools	13	-	6,432	13	-	6,912	14	-	7,602	1	-	690
Office of Real Property Management	40	-	6,733	40	-	9,154	40	-	3,420	-	-	(5,734)
Office of Small and Disadvantaged Business Utilization	6	-	1,097	6	-	1,291	6	-	1,333	-	-	42
Office of the Assistant Secretary for Administration	11	-	1,707	11	-	2,062	11	-	2,139	-	-	77
Office of the Procurement Executive	5	-	286	5	-	350	5	-	364	-	-	14
Operations Management	21	-	5,732	21	-	6,410	21	-	6,560	-	-	150
Policy and Program Management	93	-	45,768	93	-	48,770	93	-	55,468	-	-	6,698
Presidential-Vice Presidential Travel Support	16	-	9,775	16	-	9,306	17	-	9,619	1	-	313
The Privacy Staff	12	-	2,248	12	-	2,635	12	-	2,720	-	-	85
<b>Total</b>	<b>698</b>	<b>-</b>	<b>451,335</b>	<b>698</b>	<b>-</b>	<b>473,049</b>	<b>702</b>	<b>-</b>	<b>394,460</b>	<b>4</b>	<b>-</b>	<b>(78,589)</b>

# ARMS CONTROL, VERIFICATION AND COMPLIANCE

## *Resource Summary*

(\$ in thousands)

Arms Control, Verification and Compliance (AVC)	FY 2022 Actual	FY 2023 Adjusted Enacted	FY 2024 Request	Change from FY 2023 Adjusted Enacted
Arms Control, Verification and Compliance	35,966	38,505	42,197	3,692
Positions	137	137	137	-

---

---

## WHO WE ARE & WHY IT MATTERS

---

---

The Bureau of Arms Control, Verification and Compliance (AVC) strengthens U.S. national security through the development, negotiation, implementation, verification, and compliance assessment of bilateral and multilateral risk reduction, arms control, nonproliferation, and disarmament agreements and commitments, as well as cooperation with allies and partners on strengthening defense and deterrence. AVC's work is critical to managing strategic competition with the People's Republic of China (PRC) and Russia, reducing costly arms races, and preserving peace and stability in Asia and Europe. The arms control and risk reduction efforts pursued by the AVC Bureau are a core element of U.S. foreign policy and an essential component in demonstrating U.S. leadership in the rules-based international order.

AVC leads Department efforts to impose limits on Russia's nuclear weapons; addresses the PRC's growing nuclear and missile arsenal; verifies compliance with existing nuclear arms control treaties and holds parties accountable for non-compliance; leads diplomatic efforts to advance U.S. policy on emerging technologies with military application, including artificial intelligence, bio-enhancement, and quantum information sciences; coordinates U.S. policy efforts related to emerging domains of military competition, such as space, the Arctic/Antarctic, and undersea; fosters global security by helping other countries use U.S. risk reduction expertise to pursue stability and avoid arms races; strengthens the global consensus on outlawing the use of chemical and biological weapons; and enhances cooperation and consultation with allies on strengthening deterrence capabilities and strategies.

AVC's work spans the globe. In Asia, AVC conducts security-related dialogues with Australia, Japan, and the Republic of Korea and is building regional and international support to facilitate a risk reduction dialogue with the PRC. AVC works closely with NATO allies and partners in Europe to bolster confidence in U.S. security commitments and risk reduction efforts. AVC leads multilateral engagement on nuclear arms control and disarmament issues in Geneva, New York, and capitals worldwide. AVC oversees the National and Nuclear Risk Reduction Center (NNRRC) to partner with over 50 countries to reduce risk and build confidence on issues ranging from nuclear weapons deployments and ballistic missile launches to cyber threats.

In addition, AVC leads numerous space security dialogues with traditional and non-traditional partners around the world. These dialogues help establish collective understanding of the security threats in the space environment and human space operations and develop combined approaches to ensure the long-term sustainability and resiliency of our space capabilities for the future. AVC coordinates closely with overseas missions in Geneva, the Hague, and Vienna. The Bureau also funds innovative research and development efforts relating to the verification of arms control, nonproliferation, and disarmament arrangements, through the Key Verification Assets Fund (V Fund), DPRK fund, and other discrete efforts.

# ARMS CONTROL, VERIFICATION AND COMPLIANCE

---

## BUREAU STRATEGIC GOALS

---

1. Pursue and Strengthen Verifiable Arms Control, Nonproliferation, and Disarmament Agreements and Commitments to Bolster U.S. National Security.
2. Strengthen Alliances and Partnerships to Minimize Weapons of Mass destruction (WMD) Threats.
3. Address Emerging Security Challenges.
4. Enhance Verification Capabilities and Lead on Verification Issues in the International Arena.
5. Build a Reinvigorated and Diverse Bureau.

To view more of the bureau strategy, please visit <https://www.state.gov/functional-bureau-strategies/>.

---

## JUSTIFICATION OF REQUEST

---

The FY 2024 Request is \$42.2 million, and includes funding for 137 positions, which is an increase of \$3.7 million (9.6 percent) above the FY 2023 Adjusted Enacted budget. The increase will fund American Pay Raise and support for prior year pay increases. The FY 2024 Request also includes \$1.3 million in realignment of Department funds to pay for the addition of a new Real Property Management service center starting in FY 2024, under the Facility Management Cost Center model, that includes routine building maintenance, groundskeeping, janitorial services, and utilities, among other costs for leasing and space management.

The FY 2024 Request includes \$1 million to support the President's arms control objectives with Russia and the PRC, to include support for the Administration's efforts with regard to the Russian military following its unjustified and unprovoked further invasion of Ukraine, including through the development of arms control initiatives to promote regional security and stability in Europe, and eventually, a regular dialogue on strategic risk reduction with the PRC. AVC will support the development of proposals for and negotiation of a follow-on agreement to the New Strategic Arms Reduction Treaty (New START). The 2026 expiration date of New START is rapidly approaching, and historically, a minimum of two years is necessary to negotiate a strategic arms control agreement. Finally, AVC will pursue bilateral dialogues with the PRC aimed at facilitating transparency and predictability with respect to the growing PRC nuclear arsenal and establish the foundation for future constraints on the PRC nuclear program, as well as on its space security programs. This would include travel and considerable long-term temporary duty for the Bureau (10-15 staff), as well as funding legal (2-4 staff) and linguistic personnel (8-10 staff) who will be part of future negotiating delegation(s), funding meetings in Russia and the PRC, as well as in other locations in Europe, Asia, and the United States.

The FY 2024 funds will support various representational events, local transportation for the entire interagency delegation(s), and computer and communications support. These funds will also support preparations for the lead-up to negotiations, including outreach and consultations with allies and partners in Europe and the Indo-Pacific. As a frame of reference, the negotiation of the New START Treaty in 2009-2010 included a U.S. interagency delegation of more than 100 personnel, with at least as large an interagency backstopping group supporting the delegation in the field, and work and travel implicated by the personal involvement of the Secretary and President. This anticipated negotiation for a follow-on agreement with Russia and/or measures with the PRC will be more complicated and require more resources.

The FY 2024 Request provides a \$50,000 increase for the Secretary's International Security Advisory Board (ISAB), which would bring the ISAB's annual budget to \$307,000. The ISAB is sponsored by the Under Secretary of State for Arms Control and International Security and provides the Department with a continuing source of rigorous, independent insight, advice, and innovation on all aspects of arms control, disarmament, nonproliferation, outer space, critical infrastructure, cybersecurity, the national security aspects of emerging technologies, and international security and related aspects of public diplomacy. The ISAB is bringing on a full,

## ARMS CONTROL, VERIFICATION AND COMPLIANCE

25-member federal advisory board. The request will fund increased costs for ISAB activities, given that at least two-thirds of the board has requested compensation, the increased costs for travel to ISAB meetings, and the need for active study groups to address a variety of international security challenges under their remit.

The FY 2024 request includes a \$307,000 increase to offset the proposed FY 2024 IRM Working Capital Fund (WCF) increases, to ensure continuity of enterprise IT services including OpenNet, ClassNet, and other mobile platforms.

### *Detailed Resource Summary*

Arms Control, Verification and Compliance (AVC)	Positions					Funds (\$ in thousands)		
	American			FSN	Pos Total	Bureau Managed	American Salaries	Funds Total
	CS	FS Dom	Overseas					
FY 2022 Actual	110	11	16	-	137	14,961	21,005	35,966
FY 2023 Adjusted Enacted	110	11	16	-	137	14,961	23,544	38,505
FY 2024 Built-in Changes								
Annualization of 2023 American Pay Raise	-	-	-	-	-	-	175	175
2024 American Pay Raise	-	-	-	-	-	26	812	838
Real Property WCF Adjustment	-	-	-	-	-	1,322	-	1,322
Total Built-in Changes	-	-	-	-	-	1,348	987	2,335
FY 2024 Current Services	110	11	16	-	137	16,309	24,531	40,840
FY 2024 Program Changes								
Russia and China Arms Control Objectives	-	-	-	-	-	1,000	-	1,000
Secretary's International Security Advisory Board (ISAB)	-	-	-	-	-	50	-	50
IRM Working Capital Fund (WCF) Proposed Increases	-	-	-	-	-	307	-	307
Total Program Changes	-	-	-	-	-	1,357	-	1,357
FY 2024 Request	110	11	16	-	137	17,666	24,531	42,197

## ARMS CONTROL, VERIFICATION AND COMPLIANCE

### *Staff and Funds by Domestic Organization Units*

(\$ in thousands)

Arms Control, Verification and Compliance (AVC)	FY 2022 Actual			FY 2023 Adjusted Enacted			FY 2024 Request			Increase/ Decrease		
	Am	FSN	Funds	Am	FSN	Funds	Am	FSN	Funds	Am	FSN	Funds
CTBT Preparatory Commission	4	-	666	4	-	713	4	-	1,242	-	-	529
Deputy Assistant Secretary for Emerging Security Challenges and Defense Policy	1	-	333	1	-	357	1	-	310	-	-	(47)
Deputy Assistant Secretary for Verification, Planning and European Security	2	-	333	2	-	357	2	-	310	-	-	(47)
Euro-Atlantic Security Affairs	8	-	2,331	8	-	2,496	8	-	2,482	-	-	(14)
Multilateral and Nuclear Affairs	12	-	3,996	12	-	4,278	12	-	3,724	-	-	(554)
Nuclear Risk Reduction Center	20	-	5,328	20	-	5,704	20	-	6,826	-	-	1,122
Office of Assistant Secretary	13	-	3,332	13	-	3,565	13	-	4,032	-	-	467
Office of Chemical and Biological Weapons Affairs	13	-	4,329	13	-	4,635	13	-	4,034	-	-	(601)
Office of Emerging Security Challenges	3	-	5,661	18	-	6,061	18	-	5,274	-	-	(787)
Office of Strategic Stability and Deterrence	8	-	2,664	8	-	2,852	8	-	2,482	-	-	(370)
Office of Verification, Planning, and Outreach	10	-	2,664	10	-	2,852	10	-	3,103	-	-	251
Principal Deputy Assistant Secretary	1	-	333	1	-	357	1	-	310	-	-	(47)
U.S. Chief Delegate CFE, JCG	4	-	666	4	-	713	4	-	1,242	-	-	529
U.S. Rep Conf. on Disarmament	13	-	1,998	13	-	2,139	13	-	4,034	-	-	1,895
U.S. Rep Prohibition Chem Weapons	9	-	1,332	9	-	1,426	9	-	2,792	-	-	1,366
<b>Total</b>	<b>121</b>	<b>-</b>	<b>35,966</b>	<b>136</b>	<b>-</b>	<b>38,505</b>	<b>136</b>	<b>-</b>	<b>42,197</b>	<b>-</b>	<b>-</b>	<b>3,692</b>

### *Funds by Object Class*

(\$ in thousands)

Arms Control, Verification and Compliance (AVC)	FY 2022 Actual	FY 2023 Adjusted Enacted	FY 2024 Request	Increase / Decrease
1100 Personnel Compensation	15,594	17,356	18,047	691
1200 Personnel Benefits	7,341	7,351	7,647	296
2100 Travel & Trans of Persons	1,080	1,050	1,200	150
2300 Rents, Comm & Utilities	1,035	1,000	2,072	1,072
2400 Printing & Reproduction	55	75	75	-
2500 Other Services	10,571	11,498	13,000	1,502

## ARMS CONTROL, VERIFICATION AND COMPLIANCE

Arms Control, Verification and Compliance (AVC)	FY 2022 Actual	FY 2023 Adjusted Enacted	FY 2024 Request	Increase / Decrease
2600 Supplies and Materials	140	100	100	-
3100 Personal Property	150	75	56	(19)
<b>Total</b>	<b>35,966</b>	<b>38,505</b>	<b>42,197</b>	<b>3,692</b>

# BUREAU OF BUDGET AND PLANNING

## *Resource Summary*

(\$ in thousands)

Bureau of Budget and Planning (BP)	FY 2022 Actual	FY 2023 Adjusted Enacted	FY 2024 Request	Change from FY2023 Adjusted Enacted
Budget and Planning	35,163	31,973	38,584	6,611
Positions	82	82	83	1

---

## WHO WE ARE & WHY IT MATTERS

---

The Bureau of Budget and Planning (BP) provides the Secretary of State and Department leadership with analysis and recommendations to ensure that programs, policies, initiatives, and operations are adequately resourced and aligned to support U.S. foreign policy priorities. The Bureau administers the Department of State's budget and performance planning, formulation, presentation, and budget execution activities for Diplomatic Engagement resources.

BP's mission is to "justify and manage the Department of State's resources by delivering timely, accurate, and actionable information and advocate for the funding to achieve the Department's goals and objectives." The Director of BP also serves as the Department's Performance Improvement Officer (PIO), actively supporting the Department's strategic planning and performance reporting, including the development of the FY 2022 - FY 2026 Joint Strategic Plan for State and the U.S. Agency for International Development (USAID).

BP is responsible for the budgetary execution infrastructure for all Missions and Bureaus. In addition, BP formulates the Department's Diplomatic Engagement requests for OMB and Congress. Once enacted into law, BP allocates Diplomatic Engagement appropriations and other funding sources; these actions are undertaken in accordance with applicable law in order to meet the Department's strategic priorities.

BP, in partnership with the Department's Office of Foreign Assistance (F), maintains the Managing for Results framework, which includes guidance and resources for planning, budgeting, managing, and learning within the Department. In addition, BP assists all Missions and Bureaus as they develop strategic plans informed by policy priorities, perform strategic reviews to report on the results of these efforts, and design, manage, and assess the performance of programs, projects, and operations.

---

## BUREAU STRATEGIC GOALS

---

1. Produce definitive and data-driven budget, planning, and performance recommendations and results that advance the Department's strategic priorities.
2. Allocate resources in accordance with statute, financial guidance and regulations, and internal and external controls.
3. Strengthen the Department's strategic planning and performance management to improve resource and program decision-making.
4. Advance and optimize execution of BP's mission through focused investments and utilization of our talented workforce and information technology.

## BUREAU OF BUDGET AND PLANNING

To view more of the bureau strategy, please visit <https://www.state.gov/functional-bureau-strategies/>.

### JUSTIFICATION OF REQUEST

The FY 2024 Request is \$38.6 million, which is an increase of 20.7 percent above the FY 2023 Adjusted Enacted level. The Request includes an increase of \$1.1 million for current services adjustments, including annualization of the 2023 and payment of the 2024 American pay raises and Real Property Working Capital Fund adjustments. The Request includes \$5.5 million in program changes for the following:

- \$5.3 million for operations and maintenance of the Budget System Modernization program, which supports the Department's funds control and execution system for all Diplomatic Engagement and Foreign Assistance funding. This includes sustainment of testing, enhanced help desk services, and end-user support for the program's 2,100+ global financial management users.
- \$194,000 for one new Civil Service position to provide oversight of funding for the Compacts of the Free Association (COFA) with the Freely Associated States (FAS) of Micronesia, the Marshall Islands, and Palau.

### *Detailed Resource Summary*

(\$ in thousands)

Bureau of Budget and Planning (BP)	Positions					Funds		
	American			FSN	Pos Total	Bureau Managed	American Salaries	Funds Total
	CS	FS Dom	Overseas					
FY 2022 Actual	81	1	-	-	82	22,446	12,717	35,163
FY 2023 Adjusted Enacted	81	1	-	-	82	18,053	13,920	31,973
FY 2024 Built-in Changes								
Annualization of 2023 American Pay Raise	-	-	-	-	-	-	111	111
2024 American Pay Raise	-	-	-	-	-	4	456	460
Real Property WCF Adjustment	-	-	-	-	-	541	-	541
Total Built-in Changes	-	-	-	-	-	545	567	1,112
FY 2024 Current Services	81	1	-	-	82	18,598	14,487	33,085
FY 2024 Program Changes								
COFA Oversight	1	-	-	-	1	82	112	194
BSM Operations and Maintenance (O&M)	-	-	-	-	-	5,305	-	5,305
Total Program Changes	1	-	-	-	1	5,387	112	5,499
FY 2024 Request	82	1	-	-	83	23,985	14,599	38,584



## BUREAU OF BUDGET AND PLANNING

### *Staff and Funds by Domestic Organization Units*

(\$ in thousands)

Bureau of Budget and Planning (BP)	FY 2022 Actual			FY 2023 Adjusted Enacted			FY 2024 Request			Increase/ Decrease		
	Am	FSN	Funds	Am	FSN	Funds	Am	FSN	Funds	Am	FSN	Funds
Director of Budaet and Plannina	82	-	35.163	82	-	31.973	83	-	38.584	1	-	6.611
<b>Total</b>	<b>82</b>	<b>-</b>	<b>35.163</b>	<b>82</b>	<b>-</b>	<b>31.973</b>	<b>83</b>	<b>-</b>	<b>38.584</b>	<b>1</b>	<b>-</b>	<b>6.611</b>

### *Funds by Object Class*

(\$ in thousands)

Bureau of Budget and Planning (BP)	FY 2022 Actual	FY 2023 Adjusted Enacted	FY 2024 Request	Increase/ Decrease
1100 Personnel Compensation	9,033	9,864	10,339	475
1200 Personnel Benefits	3,826	4,198	4,402	204
2100 Travel & Trans of Persons	185	185	185	-
2300 Rents, Comm & Utilities	263	263	263	-
2400 Printing & Reproduction	133	133	133	-
2500 Other Services	21,615	17,222	23,154	5,932
2600 Supplies and Materials	46	46	46	-
3100 Personal Property	62	62	62	-
<b>Total</b>	<b>35,163</b>	<b>31,973</b>	<b>38,584</b>	<b>6,611</b>

# OFFICE OF THE CHIEF OF PROTOCOL

## *Resource Summary*

(\$ in thousands)

Chief of Protocol (CPR)	FY 2022 Actual	FY 2023 Adjusted Enacted	FY 2024 Request	Change from FY2023 Adjusted Enacted
Chief of Protocol	21,753	52,852	81,428	28,576
Positions	74	74	74	-

---

---

## WHO WE ARE & WHY IT MATTERS

---

---

The Office of the Chief of Protocol (CPR) seeks to advance the foreign policy goals of the United States by creating an environment for successful diplomacy. The Office's team extends the first hand that welcomes presidents, prime ministers, ruling monarchs, and other leaders to our country. By serving on the front lines of diplomatic engagement, CPR promotes cross-cultural exchange and builds new bridges of understanding between people and governments around the world.

CPR is supported by seven divisions: Blair House; Ceremonials; Diplomatic Affairs; Diplomatic Partnerships; Major Events; Management; and Visits.

### **Blair House**

The Blair House Division manages the President's Guest House, a 110-room complex totaling 70,000 square feet. The Division is responsible for the hospitality extended by the President to heads of state and heads of government during their stay in the historical building. The Division also provides and manages food and hospitality services during functions hosted by the Secretary of State and the Chief of Protocol.

### **Ceremonials**

The Ceremonials Division plans, executes, and supports a wide range of ceremonial and official functions hosted by the President, Vice President, Secretary of State, and other high-ranking U.S. government officials. Events include but are not limited to: official and state luncheons; ministerials; major international summits; receptions; and swearing-in ceremonies. In addition, the Ceremonials Division organizes the participation of the foreign Diplomatic Corps members in special events and official public events, such as Joint Sessions of Congress, Presidential inaugurations, state funerals, and other ceremonies.

### **Diplomatic Affairs**

The Diplomatic Affairs Division assists the Chief of Protocol in serving as the President's personal representative and liaison to Chiefs of Mission and Heads of Delegation in the United States. The Division coordinates all activities associated with the accreditation of bilateral Chiefs of Mission, Heads of Delegation, Chargés d'affaires, Deputy Chiefs of Mission, and their dependents, including matters relating to privileges and immunities. Diplomatic Affairs directs the agrément process for new bilateral ambassadors and Heads of Delegation, including arrivals and presentation of credentials to the President.

The Diplomatic Affairs Division is responsible for maintaining the foreign Diplomatic Corps Order of Precedence for bilateral foreign Chiefs of Mission, Heads of Delegation, and Chargés d'affaires, as well as the publication of

## OFFICE OF THE CHIEF OF PROTOCOL

the foreign Diplomatic List. In addition, the Diplomatic Affairs Division implements the Department's oversight program for foreign domestic workers employed by foreign mission personnel.

### Diplomatic Partnerships

The Diplomatic Partnership Division assists the Chief of Protocol in managing Protocol's overall liaising with Chiefs of Mission and Heads of Delegations in the United States. The Division seeks to foster international goodwill and deepen bilateral and multilateral relationships while providing the Diplomatic Corps with greater insight and understanding of the United States' people, customs, and institutions. The Diplomatic Partnerships Division furthers national interests and encourages international business investment while advancing the Administration's foreign policy goals by fostering an environment of mutual understanding and successful diplomacy. The Division pursues these goals through a broad range of programs and events, including Experience America, State of the Administration, Issue Roundtables, and American Heritage Series.

### Major Events

The Major Events Division in the Office of the Chief of Protocol provides logistical support to the President, Vice President, and Secretary of State in hosting major international multilateral summits, peace talks, and other international conferences, either in the United States or abroad. The Division is responsible for creating, staffing, and operating the infrastructure and logistics platform upon which these major events take place. The Major Events Division also manages the State Department's Conference Tracker System (CTAS) for registration and approval of all conferences hosted by the Department's bureaus or posts abroad. The Division is also responsible for generating annual reports to the Office of Management and Budget (OMB) and the State Department's Office of the Inspector General (OIG) on conference costs.

### Management

The Management Division provides administrative support functions for the Office of the Chief of Protocol. These functions include: financial management; human resources; information technology; procurement; contracting; and property and records management. The Division establishes and maintains management and internal control systems to ensure accountability, promote efficiency, and safeguard against waste, fraud and mismanagement of U.S. government resources. The Division manages the bureau's capital resources and ensures the effective implementation of the Chief of Protocol's policies and programs.

### Visits

The Visits Division plans, arranges, and executes detailed programs for visiting Chiefs of State and Heads of Government. The Division takes a lead role in the logistical planning of everything from bilateral meetings with the President, First Lady, Vice President, and Secretary of State, to Official and State visits and large-scale international meetings and summits. In advance of an event, the Division will work with the visiting leader's delegation and embassy staff to create a detailed schedule from beginning to end. In addition, the Visits Division will assist and accompany Presidential Delegations while traveling to events abroad. The Diplomatic Gifts Unit, within the Visits Division, receives all diplomatic gifts on behalf of White House and Department of State officials and maintains records pertaining to diplomatic gifts.

---

## BUREAU STRATEGIC GOALS

---

1. Design modern protocol principles in line with advancing international relationships through coordination and execution of major events and conferences for the Department of State and the White House.

## OFFICE OF THE CHIEF OF PROTOCOL

2. Enhance diplomatic partnerships by increasing exposure of the foreign diplomatic representatives to U.S culture, people, places, and customs through excellent stewardship of resources and efficient mission execution.
3. Expand coverage of the Domestic Worker In-person Registration Program to include all workers holding A-3 and G-5 visas employed in the United States, to include those working for foreign consulate personnel.

To view more of the bureau strategy, please visit <https://www.state.gov/functional-bureau-strategies/>.

---

### JUSTIFICATION OF REQUEST

---

The FY 2024 Request is \$81.4 million, an increase of \$28.6 million from the FY 2023 Adjusted Enacted level which includes: \$473,000 for the 2024 American pay raise; \$103,000 for annualization of the 2023 American pay raise; and \$1 million to support increased travel and overtime costs.

The remaining \$27.0 million is to host the 2024 North Atlantic Treaty Organization (NATO) Summit, which will mark the 75<sup>th</sup> Anniversary of the signing of the NATO Treaty, in the United States. Although the specific city or venue for the summit has not yet been determined, Washington, D.C. is a top contender to host the event. Washington, D.C. was the site of the inaugural signing ceremony of the North Atlantic Treaty on 4 April 1949.

NATO Summit participants will include: 28 Allied members; over 40 Partner countries; and international organizations, such as the United Nations, World Bank, and various National Program Agencies (NPAs). Given the breadth and diversity of participants, meetings take place in a variety of formats. The Host Nation Conference Facilities Coordinator is to provide the NATO Team with scale layout diagrams of the different venues as they are confirmed or modified, as soon as possible.

Summit requirements also include media; transportation; simultaneous interpretation; hotel accommodations; production-décor; technical services; IT services, to include printing stations, laptops, and internet access; office supplies; security; and related logistical support. Based on what was spent in 2012 and factoring inflation in the estimate, CPR estimates the costs will be \$57.0 million, approximately \$30.0 million for production (to be realigned from comparable FY 2023 funding for APEC) and \$27.0 million for the other requirements NATO members expect for a summit of this prominence.

### *Detailed Resource Summary*

Chief of Protocol (CPR)	Positions					Funds (\$ in thousands)		
	American			FSN	Pos Total	Bureau Managed	American Salaries	Funds Total
	CS	FS Dom	Overseas					
FY 2022 Actual	74	-	-	-	74	10,135	11,618	21,753
FY 2023 Adjusted Enacted	74	-	-	-	74	40,135	12,717	52,852
FY 2024 Built-in Changes								
Annualization of 2023 American Pay Raise	-	-	-	-	-	-	103	103
2024 American Pay Raise	-	-	-	-	-	-	473	473
Total Built-in Changes	-	-	-	-	-	-	576	576
FY 2024 Current Services	74	-	-	-	74	40,135	13,293	53,428

## OFFICE OF THE CHIEF OF PROTOCOL

Chief of Protocol (CPR)	Positions				Funds (\$ in thousands)			
	American			FSN	Pos Total	Bureau Managed	American Salaries	Funds Total
	CS	FS Dom	Overseas					
FY 2024 Program Changes								
Cost of Major Summit and Conference Events	-	-	-	-	-	27,000	-	27,000
Travel and Overtime	-	-	-	-	-	1,000	-	1,000
Total Program Changes	-	-	-	-	-	28,000	-	28,000
FY 2024 Request	74	-	-	-	74	68,135	13,293	81,428

### *Funds by Object Class* (\$ in thousands)

Chief of Protocol (CPR)	FY 2022 Actual	FY 2023 Adjusted Enacted	FY 2024 Request	Increase/ Decrease
1100 Personnel Compensation	11,967	12,835	20,994	8,159
1200 Personnel Benefits	2,886	3,117	4,471	1,354
2100 Travel & Trans of Persons	1,785	1,785	6,715	4,930
2200 Transportation of Things	22	22	85	63
2300 Rents, Comm & Utilities	669	669	2,518	1,849
2400 Printing & Reproduction	408	408	1,536	1,128
2500 Other Services	2,677	2,677	10,073	7,396
2600 Supplies and Materials	1,116	1,116	4,197	3,081
3100 Personal Property	223	223	839	616
9000 Other	0	30,000	30,000	-
<b>Total</b>	<b>21,753</b>	<b>52,852</b>	<b>81,428</b>	<b>28,576</b>

# BUREAU OF THE COMPTROLLER AND GLOBAL FINANCIAL SERVICES

## *Resource Summary*

(\$ in thousands)

Bureau of the Comptroller and Global Financial Services (CGFS)	FY 2022 Actual	FY 2023 Adjusted Enacted	FY 2024 Request	Change from FY2023 Adjusted Enacted
Comptroller and Global Financial Services	152,834	168,367	187,277	18,910
Positions	471	471	472	1

---

## WHO WE ARE & WHY IT MATTERS

---

The Bureau of the Comptroller and Global Financial Services (CGFS) conducts the Department's financial management services, programs, and systems activities. The Bureau's core responsibilities include: global accounting and disbursing services; global compensation services for American, locally employed staff (LES), and Foreign Service annuitants; the development and maintenance of corporate financial resource management systems; Department-wide financial reporting and policy; the administration of the Department's management controls program; serving as liaison with the Government Accountability Office (GAO); the provision of transactional support for overseas posts; and interagency coordination for overseas shared administrative services (ICASS); coordinating disbursements from Emergencies in the Diplomatic and Consular Services account (EDCS-K Fund); and the administration of official donations and gifts to the Department of State.

The K Fund covers: domestic representation; evacuations; rewards; and other unforeseen emergencies arising in the diplomatic and consular service. The EDCS Office also maintains a post evacuation portal and provides support related to emergency evacuations. CGFS also addresses the special K Fund and the Department's Gift Registry.

While CGFS is headquartered in Washington D.C., it operates two unified financial service centers in Charleston, SC and Bangkok, Thailand, along with post support offices in: Paris, France; Manila, the Philippines; and Sofia, Bulgaria. CGFS operates an around-the-clock financial management platform with financial services and systems that are ISO-9001:2015 and Capability Maturity Model Integration (CMMI) certified. The Bureau's strategic focus is largely derived from the Chief Financial Officers (CFO) Act of 1990, the President's management initiatives, and the Department's and Bureau's Strategic Plans.

CGFS supports the Department's Strategic Goal 4, Revitalize the diplomatic and development workforce and institutions by delivering a well-managed, modern, and responsive financial platform and services that support the Department's around-the-clock operations.

The Bureau's business is conducted globally on a 24/7 basis in over 137 foreign currencies. CGFS's portfolio accountings for over \$80 billion in budgetary resources and \$112 assets respectively, invested in more than 500 separate fiscal funds. The Bureau's services and systems are critical to compensating State's employees, paying its vendors and grantees, collecting debts, and disbursing funds. CGFS provides foreign currency disbursing services through 248 bank accounts in 180 countries in order to support the Department's and other USG customer agency's operations overseas.

These disbursing services include more than \$17.5 billion in Electronic Funds Transfer (EFT) payments (US Dollar and foreign currency) and 63,000 foreign currency check payments, totaling over \$392 million. CGFS also manages and monitors 317 cashiers worldwide, addresses cash advances of \$30 million; and receives overseas

## **BUREAU OF THE COMPTROLLER AND GLOBAL FINANCIAL SERVICES**

collections of \$2.2 billion annually. Each month the Bureau pays more than 105,000 Foreign and Civil Service employees, and LES for the Department and other customer agencies in 186 host country pay plans, and Foreign Service annuitants.

CGFS' International Cooperative Administrative Support Services (ICASS) Service Center plays a critical role in working with the Department's interagency partners to effectively administer the interagency-funded, ICASS program, which supports management operations at United States missions overseas.

The Bureau's strong commitment to meet day-to-day global financial services for the Department and customer agencies is bolstered by its commitment to ISO-9001 certified operations and the CMMI standard for resource management systems development. CGFS continues to lead the Department's focus on executing financial management fundamentals: quality financial services; on-time, accurate financial statements that achieve an unmodified ("clean") audit opinion; financial systems and processes that embrace Federal and Departmental requirements and initiatives; and efficient risk management and sound internal controls over financial reporting.

---

### **BUREAU STRATEGIC GOALS**

---

1. Deliver world-class financial services and systems to our customers effectively and efficiently.
2. Establish and administer an accountable, transparent, prudent, and rigorous internal control, compliance, and financial reporting environment that reflects statutory, administration, and departmental guidance.
3. Facilitate interagency coordination and liaison activities that support Department operations and delivery of effective, consolidated administrative and financial shared services.

To view more of the bureau strategy, please visit <https://www.state.gov/functional-bureau-strategies/>.

---

### **JUSTIFICATION OF REQUEST**

---

The FY 2024 Request of \$187.3 million is an increase of \$18.9 million over the FY 2023 Adjusted Enacted level. Of this amount, \$12.5 million provides for current services, including \$2.8 million for the 2024 American Pay Raise, \$610,000 for Annualization of the 2023 American Pay Raise, \$512,000 for Overseas Price Inflation, and \$8.6 million for Real Property WCF Adjustment from A Bureau.

The Budget increase includes \$6.4 million for the following program changes

- \$194,000 and one position for oversight of funding for the Compacts of the Free Association (COFA) with the Freely Associated States (FAS) of Micronesia, the Marshall Islands, and Palau.
- \$604,000 to identify, review, and implement new Standards Advisory Board's Statement of Federal Financial Accounting Standard (SFFAS) 54 Leases requirements to the Department's portfolio of more than 15,000 leases.
- \$2.0 million to normalize funding for operations and maintenance costs of the Global Foreign Affairs Compensation System (GFACS).
- \$843,000 to support IT Working Capital Fund cost increases for IT products and services enabling the Department's modernization and workplace flexibility.
- \$2.8 million to support Pay Intake Modernization including increased cyber security, multi-tiered customer support, operations and maintenance including tier 3 application support, training, and IRM/GTM service fees. Funds would ensure the Department can retain a talented, diverse workforce.

## BUREAU OF THE COMPTROLLER AND GLOBAL FINANCIAL SERVICES

CGFS is committed to providing effective and efficient corporate financial management services, programs, and systems that support the achievement of the United States' foreign policy goals and mission. The FY 2024 resources will enable the Department to meet all Federal Compliance requirements and improve the suite of financial systems that allow for proper financial reporting and operating efficiencies.

### *Detailed Resource Summary*

Bureau of the Comptroller and Global Financial Services (CGFS)	Positions					Funds (\$ in thousands)		
	American			FSN	Pos Total	Bureau Managed	American Salaries	Funds Total
	CS	FS Dom	Overseas					
FY 2022 Actual	441	19	11	-	471	89,073	63,761	152,834
FY 2023 Adjusted Enacted	441	19	11	-	471	89,705	78,662	168,367
FY 2024 Built-in Changes								
Annualization of 2023 American Pay Raise	-	-	-	-	-	-	610	610
2024 American Pay Raise	-	-	-	-	-	310	2,493	2,803
Overseas Price Inflation	-	-	-	-	-	512	-	512
Real Property WCF Adjustment	-	-	-	-	-	8,568	-	8,568
Total Built-in Changes	-	-	-	-	-	9,390	3,103	12,493
FY 2024 Current Services	441	19	11	-	471	99,095	81,765	180,860
FY 2024 Program Changes								
COFA Oversight	1	-	-	-	1	82	112	194
Implementation and Compliance of SFFAS 54, Leases	-	-	-	-	-	604	-	604
Pay Intake Modernization	-	-	-	-	-	2,776	-	2,776
Normalizing the GFACS Base	-	-	-	-	-	2,000	-	2,000
Working Capital Funds (WCF) Information Technology Central Services (ITCS) Fees	-	-	-	-	-	843	-	843
Total Program Changes	1	-	-	-	1	6,305	112	6,417
FY 2024 Request	442	19	11	-	472	105,400	81,877	187,277



**BUREAU OF THE COMPTROLLER AND  
GLOBAL FINANCIAL SERVICES**  
*Staff and Funds by Domestic Organization Units*  
(\$ in thousands)

Bureau of the Comptroller and Global Financial Services (CGFS)	FY 2022 Actual			FY 2023 Adjusted Enacted			FY 2024 Request			Increase/ Decrease		
	Am	FSN	Funds	Am	FSN	Funds	Am	FSN	Funds	Am	FSN	Funds
Comptroller	76	-	58,263	76	-	60,994	77	-	70,957	1	--	9,963
Deputy Comptroller (Charleston)	312	-	54,760	313	-	64,928	313	-	66,989	-	-	2,061
Deputy Comptroller (Washington)	71	-	39,811	71	-	42,445	71	-	49,331	-	-	6,886
<b>Total</b>	<b>459</b>	<b>-</b>	<b>152,834</b>	<b>460</b>	<b>-</b>	<b>168,367</b>	<b>461</b>	<b>-</b>	<b>187,277</b>	<b>1</b>	<b>-</b>	<b>18,910</b>

*Staff and Funds by Post*  
(\$ in thousands)

Bureau of the Comptroller and Global Financial Services (CGFS)	FY 2022 Actual			FY 2023 Adjusted Enacted			FY 2024 Request			Increase/ Decrease		
	Am	FSN	Funds	Am	FSN	Funds	Am	FSN	Funds	Am	FSN	Funds
FSC Bangkok	10	-	-	10	-	-	10	-	-	-	-	-
France, Paris	1	-	-	1	-	-	1	-	-	-	-	-
<b>Total</b>	<b>11</b>	<b>-</b>	<b>-</b>	<b>11</b>	<b>-</b>	<b>-</b>	<b>11</b>	<b>-</b>	<b>-</b>	<b>-</b>	<b>-</b>	<b>-</b>

*Funds by Object Class*  
(\$ in thousands)

Bureau of the Comptroller and Global Financial Services (CGFS)	FY 2022 Actual	FY 2023 Adjusted Enacted	FY 2024 Request	Increase/ Decrease
1100 Personnel Compensation	45,432	55,862	58,113	2,251
1200 Personnel Benefits	28,628	33,099	34,063	964
2100 Travel & Trans of Persons	1,577	1,577	1,577	-
2300 Rents, Comm & Utilities	6,339	6,339	6,339	-
2400 Printing & Reproduction	150	150	150	-
2500 Other Services	65,517	66,149	81,844	15,695
2600 Supplies and Materials	459	459	459	-
3100 Personal Property	4,732	4,732	4,732	-
<b>Total</b>	<b>152,834</b>	<b>168,367</b>	<b>187,277</b>	<b>18,910</b>

# CYBERSPACE AND DIGITAL POLICY

## *Resource Summary*

(\$ in thousands)

Cyberspace and Digital Policy (CDP)	FY 2022 Actual	FY 2023 Adjusted Enacted	FY 2024 Request	Change from FY2023 Adjusted Enacted
Cyberspace and Digital Policy (CDP)	17,969	20,648	22,057	1,409
Positions	92	99	99	-

---

---

## WHO WE ARE & WHY IT MATTERS

---

---

The State Department's diplomatic engagements and program initiatives on cyberspace can shape the international environment and form alliances to effectively respond to shared threats to the United States' national security and economic interests. In FY 2022, the Bureau of Cyberspace and Digital Policy (CDP) was established to address the growing national security challenges presented by cyberspace and digital technology and elevate them in the Department's foreign policy imperatives.

CDP activities: reduce national security risks posed by malicious cyber activities; promote responsible state behavior in cyberspace; encourage multi-stakeholder approaches to internet governance and standards development; defend an open, interoperable, secure, and reliable internet; and advance policies that protect the integrity and security of the infrastructure of the internet and stable cyberspace. Taken together, these efforts enable states to build secure and open digital infrastructure.

---

---

## BUREAU STRATEGIC GOALS

---

---

CDP is developing its first Functional Bureau Strategy. Once completed, the strategy will be available at <https://www.state.gov/functional-bureau-strategies/>.

---

---

## JUSTIFICATION OF REQUEST

---

---

The FY 2024 Request is \$22.1 million, an increase of \$1.4 million above the FY 2023 Adjusted Enacted level and includes funding for 99 positions; \$274,000 for the 2024 American pay raise; \$242,000 for annualization of FY 2023 new positions; \$89,000 for the annualization of the 2023 American pay raise; and \$304,000 for working capital fund restructured services for Real Property.

The FY 2024 Request maintains the resources previously notified for the creation of CDP in FY 2022 (CN 21-293) and includes an additional \$500,000 in one-time changes to the Bureau's base budget for space configuration to accommodate classified work, meeting space, and collocated offices for the Bureau's personnel. Consolidation of CDP's office space will: mitigate security risk of national security information; strengthen policy expertise on cyberspace; nourish organizational culture of the new unit; and enhance CDP's operational effectiveness and results.

# CYBERSPACE AND DIGITAL POLICY

## *Detailed Resource Summary*

<i>Cyberspace and Digital Policy (CDP)</i>	Positions					Funds (\$ in thousands)		
	American			FSN	Pos Total	Bureau Managed	American Salaries	Funds Total
	CS	FS Dom	Overseas					
FY 2022 Actual	74	18	-	-	92	5,532	12,437	17,969
FY 2023 Adjusted Enacted	81	18	-	-	99	6,596	14,052	20,648
FY 2024 Built-in Changes								
Annualization of 2023 American Pay Raise	-	-	-	-	-	-	89	89
Annualization of FY 2023 New Positions	-	-	-	-	-	-	242	242
2024 American Pay Raise	-	-	-	-	-	7	267	274
Real Property WCF Adjustment	-	-	-	-	-	304	-	304
Total Built-in Changes	-	-	-	-	-	311	598	909
FY 2024 Current Services	81	18	-	-	99	6,907	14,650	21,557
FY 2024 Program Changes								
CDP Office Space	-	-	-	-	-	500	-	500
Total Program Changes	-	-	-	-	-	500	-	500
FY 2024 Request	81	18	-	-	99	7,407	14,650	22,057

## *Staff and Funds by Domestic Organization Units*

(\$ in thousands)

<i>Cyberspace and Digital Policy (CDP)</i>	FY 2022 Actual			FY 2023 Adjusted Enacted			FY 2024 Request			Increase/Decrease		
	Am	FSN	Funds	Am	FSN	Funds	Am	FSN	Funds	Am	FSN	Funds
Bilateral and Regional Affairs	16	-	2,782	18	-	3,140	18	-	3,270	-	-	130
CDP Front Office	6	-	1,115	6	-	1,321	6	-	1,356	-	-	35
DAS for International Cyberspace Security	1	-	248	1	-	296	1	-	306	-	-	10
DAS for International Information and Communications	1	-	248	1	-	296	1	-	306	-	-	10
Digital Freedom Unit	4	-	662	4	-	982	4	-	1,012	-	-	30
Executive Office	7	-	1,436	8	-	1,748	8	-	2,477	-	-	729
Global Policy Plans and Negotiations	8	-	1,602	9	-	1,824	9	-	1,873	-	-	49
International Engagement and Capacity Building	9	-	2,111	10	-	2,309	10	-	2,389	-	-	80
Multilateral Affairs	16	-	2,653	17	-	2,995	17	-	3,118	-	-	123

## CYBERSPACE AND DIGITAL POLICY

<i>Cyberspace and Digital Policy (CDP)</i>	FY 2022 Actual			FY 2023 Adjusted Enacted			FY 2024 Request			Increase/ Decrease		
	Am	FSN	Funds	Am	FSN	Funds	Am	FSN	Funds	Am	FSN	Funds
Strategic Planning and Communications	7	-	1,346	7	-	1,555	7	-	1,618	-	-	63
Technology and Security Policy	7	-	1,504	7	-	1,702	7	-	1,765	-	-	63
Threat Management and Operational Coordination	10	-	2,262	11	-	2,480	11	-	2,567	-	-	87
<b>Total</b>	<b>92</b>	<b>-</b>	<b>17,969</b>	<b>99</b>	<b>-</b>	<b>20,648</b>	<b>99</b>	<b>-</b>	<b>22,057</b>	<b>-</b>	<b>-</b>	<b>1,409</b>

### *Funds by Object Class*

(\$ in thousands)

Cyberspace and Digital Policy (CDP)	FY 2022 Actual	FY 2023 Adjusted Enacted	FY 2024 Request	Increase/ Decrease
1100 Personnel Compensation	9,775	11,007	11,463	456
1200 Personnel Benefits	3,012	3,395	3,537	142
2100 Travel & Trans of Persons	1,000	1,600	1,600	-
2200 Transportation of Things	25	25	25	-
2300 Rents, Comm & Utilities	558	558	558	-
2400 Printing & Reproduction	40	40	40	-
2500 Other Services	3,327	3,836	4,647	811
2600 Supplies and Materials	182	182	182	-
3100 Personal Property	50	5	5	-
<b>Total</b>	<b>17,969</b>	<b>20,648</b>	<b>22,057</b>	<b>1,409</b>

# BUREAU OF DEMOCRACY, HUMAN RIGHTS AND LABOR

## *Resource Summary*

(\$ in thousands)

Bureau of Democracy, Human Rights, and Labor (DRL)	FY 2022 Actual	FY 2023 Adjusted Enacted	FY 2024 Request	Change from FY2023 Adjusted Enacted
Democracy, Human Rights and Labor	48,691	46,696	54,865	8,169
Positions	214	214	215	1

---

---

### WHO WE ARE & WHY IT MATTERS

---

---

Promoting democracy and human rights is central to U.S. foreign policy and critical for U.S. national security. The Bureau of Democracy, Human Rights, and Labor (DRL) plays a leading role in supporting the democracy and human rights core objectives of the Administration's 2022-2026 Joint Strategic Plan (JSP), National Security Strategy, and Executive Orders.

DRL conducts and shapes bilateral and multilateral diplomacy, formulates public and private messaging to advance these objectives, and designs and funds programs that promote democracy and advance human rights. Through global policy engagement and foreign assistance programs, DRL efforts: counter authoritarianism; empower civil society and historically marginalized groups; strengthen independent media; and uphold internationally recognized labor standards.

Democratic backsliding continues to become more invasive around the world, with more governments employing repressive tools, closing civic space, and taking political prisoners to achieve their ends. To combat this, DRL continues its vital work of strengthening democratic institutions and promoting fundamental rights, including through the Summits for Democracy.

The Bureau's activities provide support to at-risk members of civil society, including human rights defenders and political prisoners. DRL is implementing the Presidential Initiative for Democratic Renewal, which, among other things: supports free and independent media; combats corruption; aids democratic reformers; and helps fight censorship.

In Ukraine, DRL continues its essential policy and programmatic work to: document human rights abuses and violations of international humanitarian law by Russia's invading forces; promote accountability for perpetrators; protect the rights of vulnerable populations in Ukraine; and help rally international support for Ukraine's sovereignty. DRL also works to promote accountability for Russian officials' domestic abuses and drive advocacy on behalf of political prisoners in Russia, including those targeted for their principled anti-war position. DRL promotes accountability for human rights violations in Ukraine and elsewhere through various mechanisms, including: the Global Magnitsky sanctions program; human rights visa restrictions under section 7031(c) of the annual State Department appropriations act; and visa restrictions under Section 212(a)(3)(C) of the Immigration and Nationality Act, such as the Khashoggi Ban in response to extraterritorial persecution of dissidents.

To ensure that U.S. security assistance supports Administration policy priorities and does not support malign actors, DRL has undertaken a range of initiatives. DRL implements the Leahy law by vetting U.S. assistance to foreign security forces to ensure recipients have not committed gross violations of human rights, with over 224,000 cases processed in FY 2022; with support from Congress, DRL has expanded its vetting team, a move that will enable vetters to dig deeper into cases and incentivize good behavior by governments. In support of the

## **BUREAU OF DEMOCRACY, HUMAN RIGHTS AND LABOR**

Elie Wiesel Genocide and Atrocity Prevention Act of 2018, DRL provides training for Foreign Service Officers and others in the interagency on recognizing early warning signs of potential atrocities and methods for preventing and responding to atrocities. The Bureau is also forming a munitions review unit that will improve implementation of the Conventional Arms Transfer policy.

In addition, the Bureau serves as the Department lead for U.S. government efforts to counter transnational repression by authoritarian governments. Actions being addressed include efforts by the People's Republic of China (PRC) against: ethnic and religious minorities, including Uyghurs; activists; journalists; and those critical of the PRC government. DRL leverages bilateral/multilateral relationships to raise the awareness of, and cooperate with, other governments to jointly address and raise the cost of transnational repression efforts. DRL shares best practices with likeminded countries on identifying and countering transnational repression, as well as supporting victims.

To help achieve inclusive growth, enhance stability, and level the playing field for U.S. workers and businesses, DRL promotes worker rights and democratic worker organizations, including independent unions through collaboration with partners to promote international labor standards, with an emphasis on freedom of association, the right to peaceful assembly, and collective bargaining. DRL also contributes to efforts to prevent, identify, and remediate supply-chain labor-rights violations, including the use of forced labor.

Internet freedom is under assault around the world, with governments imposing internet shutdowns, stifling dissent, curbing the free flow of information, and pushing out disinformation and propaganda. To address these challenges, DRL galvanizes international support for global internet freedom and an open and secure internet; this is achieved, in part, by bolstering the Freedom Online Coalition, which the United States now chairs.

DRL works with strategic global partners to: raise specific challenges facing civil society; encourage foreign governments to respect the rights and freedoms of journalists; and help establish and maintain key civil-society networks and professional partnerships. The Bureau's activities also promote respect for human rights by U.S. and international businesses through the Department's support for the UN Guiding Principles on Business and Human Rights and the Organization for Economic Cooperation and Development's Guidelines for Multinational Enterprises.

Contributing to the JSP objectives to uphold universal values and promote human dignity, and in accordance with E.O. 13985 aimed at advancing racial equity, DRL supports the use of diplomatic and programmatic tools to ensure that U.S. diplomacy and foreign assistance promote nondiscriminatory practices and laws. DRL bolsters locally led efforts around the world to: combat racial and ethnic violence; ensure fairness in the administration of justice; and call on the international community to prevent incidents of injustice and violence based on race or ethnicity. The Bureau also leads Department efforts to promote the rights of disabled persons globally and implement the President's memorandum on Advancing the Rights of LGBTQI+ Persons Around the World, including managing the multi-donor Global Equality Fund. In addition, DRL supports the work of the White House Gender Policy Council by ensuring that U.S. strategies, policies, and programs advance the country's commitments under the U.S. Strategy on Women, Peace, and Security. DRL is also committed to responding to Gender-Based Violence and supports access to justice for victims.

---

### **BUREAU STRATEGIC GOALS**

---

1. Advance Respect for Human Rights and Labor Rights: Increase respect for universal human rights and labor rights through bilateral and multilateral diplomatic engagement and foreign assistance.
2. Bolstering Democracy: Support democracies' resilience, halt backsliding, and counter malign influence by strengthening civil society, independent media, political parties, and labor unions, including the

## BUREAU OF DEMOCRACY, HUMAN RIGHTS AND LABOR

Summit for Democracy process.

3. Promote Accountability: Ensure U.S. security assistance, foreign aid, and economic policies are consistent with human rights and democratic principles; coordinate sanctions and visa restriction tools with U.S. partners and allies; support institutions and processes that facilitate human rights.
4. Support Marginalized Groups: Protect and Advance the rights of marginalized populations and traditionally underserved communities around the world.

To view more of the bureau strategy, please visit <https://www.state.gov/functional-bureau-strategies/>.

---

### JUSTIFICATION OF REQUEST

---

The FY 2024 Request of \$54.9 million represents an increase of \$8.2 million above the FY 2023 Adjusted Enacted level of \$46.7 million. The Request includes \$2.2 million to address current services adjustments, such as the American pay raise and a Real Property WCF adjustment, a new position, and funding for engagement of key policy initiatives:

- \$2.3 million for new efforts to defend democracy, including programming which: bolsters diplomatic efforts to support countries in democratic transition; counters the malign influence of authoritarian states that are undermining democratic norms, subverting democracies, and abusing human rights; and rallies international buy-in for a global agenda for democratic renewal.
- \$2.2 million to sustain programmatic support for positions added in FY 2022. This support enabled DRL to: deploy positions overseas, as necessary; maximize program effectiveness in regions of greatest need; and provide tailored support via long-term TDY to areas requiring less support. Funding this initiative will support DRL program priorities, including: building resilient democratic societies that protect and respect universal human rights; engaging in and promoting bilateral and multilateral diplomacy; and supporting and empowering civil society.

The State Department counters democratic decay by challenging malign actors' attempts to redefine the international rules-based order. In doing so, DRL is focused on supporting the courageous work of human rights defenders and labor rights organizers to promote fundamental freedoms and accountability for human rights abuses. The Bureau also champions the social, political, and economic inclusion of all people by supporting Executive Orders to: amplify the rights of LGBTQI+ persons and persons with disabilities; promote gender equality; and advance racial equity for historically underserved communities.

To simultaneously promote human rights and fundamental freedoms on many levels around the world, DRL will continue to work through: bilateral and multilateral government-to-government engagement; active participation in global multi-stakeholder groups; dialogue with civil society and industry or private-sector actors; and engagement with media. DRL is dedicated to concentrating its programmatic and diplomatic efforts to help local democracy advocates build sustainable democratic institutions, counter disinformation, and support civil society. In program execution, the Bureau remains committed to designing and managing foreign assistance that is evidence-based and ensuring due diligence for taxpayer funding through carefully designed monitoring and evaluation plans.

The FY 2024 Request also includes \$1.3 million to cover the cost of the Bureau of Information Resource Management's (IRM) charges for Information Technology services and products provided through the Information Technology Working Capital Fund (IT WCF). The modernization of the Department's IT program ensures IRM meets current and emerging customer requirements, aligns with the Secretary's modernization agenda and the Future of Work/Workforce Flexibilities Plan, and enables a more agile workforce. Fees associated

## BUREAU OF DEMOCRACY, HUMAN RIGHTS AND LABOR

with these services will be adjusted in FY 2024 to recover the total cost of operations and continue the provision of mission-critical technology services.

The FY 2024 Request also includes funding for one Foreign Service position for the Office of the Special Envoy to Monitor and Combat Anti-Semitism (SEAS) in support of efforts to enhance inter-faith tolerance and understanding between Muslims and Jews in the Middle East in the context of the Abraham Accords.

### *Detailed Resource Summary*

Bureau of Diplomacy, Human Rights, and Labor (DRL)	Positions					Funds (\$ in thousands)		
	American			FSN	Pos Total	Bureau Managed	American Salaries	Funds Total
	CS	FS Dom	Overseas					
FY 2022 Actual	178	34	2	-	214	26,606	22,085	48,691
FY 2023 Adjusted Enacted	178	34	2	-	214	18,178	28,518	46,696
FY 2024 Base	178	34	2	-	214	18,178	28,518	46,696
FY 2024 Built-in Changes								
Annualization of 2023 American Pay Raise	-	-	-	-	-	-	196	196
Annualization of FY 2023 New Positions	-	-	-	-	-	-	277	277
2024 American Pay Raise	-	-	-	-	-	27	442	469
LE Staff Wage Increase	-	-	-	-	-	3	-	3
Real Property WCF Adjustment	-	-	-	-	-	1,299	-	1,299
Total Built-in Changes	-	-	-	-	-	1,329	915	2,244
FY 2024 Current Services	178	34	2	-	214	19,507	29,433	48,940
FY 2024 Program Changes								
Additional Bureau Managed Funding to Support FTE Purchases	-	-	-	-	-	2,152	-	2,152
Democracy Efforts	-	-	-	-	-	2,300	-	2,300
(J/SEAS) Senior Advisor Position	-	1	-	-	1	103	116	219
IT WCF Adjustment	-	-	-	-	-	1,254	-	1,254
Total Program Changes	-	1	-	-	1	5,809	116	5,925
FY 2024 Request	178	35	2	-	215	25,316	29,549	54,865



## BUREAU OF DEMOCRACY, HUMAN RIGHTS AND LABOR

### *Staff and Funds by Domestic Organization Units*

(\$ in thousands)

Bureau of Diplomacy, Human Rights, and Labor (DRL)	FY 2022 Actual			FY 2023 Adjusted Enacted			FY 2024 Request			Increase/ Decrease		
	Am	FS	Funds	Am	FS	Funds	Am	FS	Funds	Am	FS	Funds
Office for Africa	10	-	1,134	10	-	1,409	10	-	1,482	-	-	73
Office for East Asia and Pacific	13	-	1,691	13	-	1,967	13	-	2,125	-	-	158
Office for Europe	13	-	1,448	13	-	1,801	13	-	1,894	-	-	93
Office for Near East	14	-	1,797	14	-	2,108	14	-	2,268	-	-	160
Office for South Central Asia	11	-	1,694	11	-	1,854	11	-	2,054	-	-	200
Office for Western Hemisphere	7	-	896	7	-	1,055	7	-	1,134	-	-	79
Office of Global Programming	33	-	3,643	33	-	4,579	33	-	4,795	-	-	216
Office of International Labor Affairs	1	-	-	1	-	-	1	-	-	-	-	-
Office of International Labor Rights	12	-	1,332	12	-	1,670	12	-	1,750	-	-	80
Office of Multilateral and Global Affairs	32	-	10,601	32	-	9,270	32	-	11,376	-	-	2,106
Office of Policy, Planning and Public	9	-	1,668	9	-	1,704	9	-	1,947	-	-	243
Office of Security and Human Rights	26	-	14,747	26	-	11,723	26	-	15,080	-	-	3,357
Office of the Assistant Secretary	33	-	7,855	33	-	7,430	34	-	8,785	1	-	1,355
Principal Deputy Assistant Secretary	-	-	185	-	-	126	-	-	175	-	-	49
<b>Total</b>	<b>214</b>	<b>-</b>	<b>48,691</b>	<b>214</b>	<b>-</b>	<b>46,696</b>	<b>215</b>	<b>-</b>	<b>54,865</b>	<b>1</b>	<b>-</b>	<b>8,169</b>

### *Funds by Object Class*

(\$ in thousands)

Bureau of Diplomacy, Human Rights, and Labor (DRL)	FY 2022 Actual	FY 2023 Adjusted Enacted	FY 2024 Request	Increase/ Decrease
1100 Personnel Compensation	18,140	22,360	23,851	1,491
1200 Personnel Benefits	5,697	7,355	7,365	10
2100 Travel & Trans of Persons	1,283	877	1,221	344
2300 Rents, Comm & Utilities	1,080	738	1,028	290
2400 Printing & Reproduction	60	41	57	16
2500 Other Services	18,182	12,422	17,300	4,878
2600 Supplies and Materials	12	8	11	3
3100 Personal Property	4,237	2,895	4,032	1,137
<b>Total</b>	<b>48,691</b>	<b>46,696</b>	<b>54,865</b>	<b>8,169</b>

# BUREAU OF ECONOMIC AND BUSINESS AFFAIRS

## *Resource Summary*

(\$ in thousands)

Bureau for Economic and Business Affairs (EB)	FY 2022 Actual	FY 2023 Adjusted Enacted	FY 2024 Request	Change from FY2023 Adjusted Enacted
Economic and Business Affairs	38,912	43,580	62,539	18,959
Positions	185	185	189	4

---

## WHO WE ARE & WHY IT MATTERS

---

The Bureau of Economic and Business Affairs (EB) works to keep the United States secure, create good-paying domestic jobs, and boost economic opportunities overseas for U.S. citizens. EB is focused on continuing the post-COVID economic recovery, broadening prosperity, and addressing the economic aspects of growing global security challenges. The Bureau's efforts include: restoring and enhancing international transportation links; diversifying critical supply chains to ensure more reliable partners; reviving U.S. manufacturing under the Creating Helpful Incentives to Produce Semiconductors (CHIPS) Act; combatting bribery to level the playing field for U.S. firms; promoting food security globally; addressing high debt burdens in developing countries; and sanctioning Russia for its illegal invasion of Ukraine.

EB is committed to working with its partners to ensure the United States' economic recovery supports the prosperity of both working families and businesses. The Bureau partners with the U.S. Trade Representative and others to open new markets, resolve trade disputes, protect intellectual property rights, and promote agricultural innovation. These actions help U.S. businesses succeed abroad, while the country's workers, farmers, and consumers enjoy the benefits of free and fair trade. EB supports economic participation and empowerment of women through the Providing Opportunities for Women's Economic Rise (POWER) initiative.

The Bureau advises the Secretary on international financial institutions, like the U.S. International Development Finance Corporation (DFC) and the Millennium Challenge Corporation (MCC). EB coordinates U.S. policy in international bodies, including: the G-7; G-20; World Trade Organization (WTO); International Civil Aviation Organization (ICAO); International Maritime Organization (IMO); and the Organization for Economic Cooperation and Development (OECD).

EB leads the State Department's efforts to develop and implement security-related economic actions, including economic sanctions and counter-terrorist financing. EB utilizes sanctions to:

- counter national security threats from hostile governments, such as Russia's illegal invasion of Ukraine;
- oppose attacks on democracy in countries like Belarus and Burma;
- defend against human rights abuse by such actors as the People's Republic of China (PRC);
- combat corruption; and
- deprive terrorist groups (e.g., ISIS and Al-Qaeda) of funding.

EB promotes international safeguards to combat money laundering and terrorist financing by participating in the Financial Action Task Force. EB also protects U.S. technology by reviewing acquisitions of the U.S. businesses by foreign investors for national security concerns; the Bureau accomplished this through the Committee on Foreign Investment in the United States (CFIUS) process.

## **BUREAU OF ECONOMIC AND BUSINESS AFFAIRS**

EB combines economic and foreign policy to advance U.S. prosperity and security. In doing this, EB works with other agencies and partners to make sure the international aviation and maritime system is safe, secure, and not misused. In addition, EB advances efforts to prevent malign actors from asserting undue influence over key ports and waterways. EB also advances international accords, such as the Kimberley Process, which promotes legitimate global trade in conflict-free diamonds.

### **Office of Global Partnerships**

As the U.S. government leader in private sector engagement, the Office of Global Partnerships (E/GP): advances business ties and dialogues in strategically important regions; provides businesses with opportunities to create jobs; and builds and institutionalizes public-private partnerships that advance the Department of State's foreign policy goals. E/GP carries out the foreign policy imperative to address national security challenges by complementing U.S. contributions with greater partnership with, and increased contributions from, allies and others. This office reports to the Under Secretary for Economic Growth, Energy, and the Environment (E) and E/GP's financial resources are administered by EB's Executive Office.

The Administration's Interim National Security Strategic Guidance and the February 4, 2021, National Security Memorandum on Revitalizing America's Foreign Policy and National Security Workforce, Institutions, and Partnerships both underscore the imperative to engage a diverse set of non-federal stakeholders in policy deliberations and implementation. These stakeholders include state, municipal, tribal, civil society, non-profit, diaspora, faith-based, and private sector actors. Recognizing the opportunities generated by engaging these stakeholders, E/GP actions reflect the necessity of harnessing the resources and capabilities of the private sector to successfully promote U.S. interests.

E/GP is uniquely suited to lead the Department in leveraging the nearly \$300 billion in private sector capital flowing to the developing world in order to advance the Administration's top policy priorities and maximize the impact U.S. taxpayer funding. In its 13-year history, E/GP has leveraged more than \$3.7 billion in public and private sector commitments for diplomacy and development. With over 1,600 partners around the world, the Department's efforts have leveraged the equivalent of more than \$300 in private sector commitments for every \$1 of appropriated funds allotted to E/GP. In 2022, E/GP alone leveraged more than \$7 million in private sector funding with only a tiny investment of its own resources.

In October 2022, the Secretary of State announced the creation of the Subnational Diplomacy Unit, which is housed in E/GP. The Unit serves as the new lead conduit to local elected leaders in the United States, such as mayors and governors. While the Department has always engaged these local entities historically, this has usually occurred in an ad-hoc and uncoordinated fashion. The Subnational Team plans to rectify this by operating as the primary interlocutor to these officials and ensuring the Department familiarizes them with the tangible benefits of foreign policy. This effort is a key aspect of advancing the President's Foreign Policy for the Middle-Class Agenda, which aims to make life better, safer, and fairer for U.S. workers, families, and communities, including those that are historically marginalized.

The Subnational Team is also encouraging U.S. cities and states to move farther into the global arena. The Team continually engages local officials and State Department colleagues on international opportunities both in the United States and globally. In executing this, a key challenge is finding ways to give U.S. governors, mayors, and their constituents the capacity and opportunity to engage to the degree they wish. To that end, the Subnational Diplomacy team is planning to restart the Pearson Fellowship for State and Local Governments; this will be coupled with the creation of new associated networks U.S. elected mayors and local officials to amplify their engagement on the world stage.

# BUREAU OF ECONOMIC AND BUSINESS AFFAIRS

---

---

## BUREAU STRATEGIC GOALS

---

---

1. Promote inclusive and sustainable global economic growth that expands jobs and opportunities for American workers and advances our foreign policy and national interests.
2. Support a market-driven, rules-based, transparent economic order through increased cooperation with like-minded partners and enhanced engagement in international organizations.
3. Enhance economic and national security through coordinated efforts to sanction malign actors, combat terrorist financing, prevent investments that threaten national security, and strengthen aviation and maritime security.
4. Develop and empower economic officers in Washington and around the world.

To view more of the bureau strategy, please visit <https://www.state.gov/functional-bureau-strategies/>.

---

---

## JUSTIFICATION OF REQUEST

---

---

The FY 2024 Request is \$62.5 million, an increase of \$19 million (43 percent) over the FY 2023 Adjusted Enacted level. The Budget includes: \$15 million for program increases related to sanctions support; \$776,000 for four new Civil Service positions; \$3.2 million for current services and Working Capital Fund adjustments. This Request takes into account the A Bureau's realignment of funds to EB for real property and additional Working Capital Fund (WCF) expenses.

The Budget prioritizes programming for: enhancing the U.S. economy; securing supply chains; advancing equity and women's economic empowerment; supporting U.S. businesses; countering Chinese economic aggression; supporting entrepreneurship and innovative climate solutions; and implementing sanctions.

The FY 2024 Request enables EB to enhance the United States' national security while advancing the prosperity of its citizens. The Budget contributes to interim National Security Strategy themes of:

- leading and maintaining a stable and open international system which is underwritten by strong democratic alliances, partnerships, multilateral institutions, and rules;
- defending and nurturing the underlying sources of the United States' strength, including its people, economy, and commitment to democracy; and,
- promoting a favorable distribution of power to deter and prevent global adversaries from directly threatening the United States and its allies.

The FY 2024 Request includes new program increases in support activities laid out below.

### **EB's Sanctions Targeting and Analytics Team (STAT): \$13,500,000**

The Request will support STAT, which conducts research and develops sanctions packages in support of foreign policy priorities. Since its inception in 2019, STAT has enabled the Secretary of State to impose sanctions in Russia, China, and Iran under his legal authorities. The team supports Department staff and principals as they evaluate potential courses of actions on sanctions in multiple senior-level interagency discussions. With touchpoints across every geographic bureau and multiple functional bureaus, EB-managed STAT is a key Department capability in the development and implementation of sanctions.

## **BUREAU OF ECONOMIC AND BUSINESS AFFAIRS**

### **EB's Counter Threat Finance and Sanctions Division (TFS): \$1,500,000**

The FY 2024 Request supports EB's diplomatic engagement on sanctions, with TFS working with partners to align actions and build foreign government institutional capabilities where needed. Engagement will support allies and partners on various countries of concern, most notably Russia, China, Iran, and Democratic People's Republic of Korea (DPRK).

### **New Civil Service positions: \$776,000**

The FY 2024 request contains funding for four new full time equivalent (FTE) Civil Service positions. At one position per initiative, these staff will support the following: the Global Magnitsky sanctions program; Cyber, Elections Interference, and Hostages Sanctions Programs; Indo-Pacific Transaction Assistance Network (ITAN); and the Indo-Pacific Economic Framework (IPEF).

### **EB/TFS/Office of Global Sanctions and Threat Finance (GST)**

At a time when Administration and Congressional focus on human rights abuses and corruption issues continues to mount, the Global Magnitsky (GloMag) Sanctions Program is the premier sanctions program in the United States' foreign policy toolkit. Recognizing corruption's ability to corrode democracy, President Biden defined the fight against corruption as a "core U.S. national security interest" in June 2021.

As a deliverable to the White House-organized Summit for the Democracies, the Department created a Corruption Coordinator to better knit together efforts within the Department. With that structure in place, it has become clear that a new position is critically needed to manage the Global Magnitsky program. A lack of additional support would hinder the full and effective implementation of new and existing sanctions programs related to human rights, corruption, and other portfolios in the office, including Afghanistan, Russia, and Counterterrorism (CT) finance.

### **Cyber, Elections Interference, Hostages Sanctions Programs**

The White House issued an E.O. in 2022 launching a sustained global campaign targeting hostage taking networks; this new campaign includes a new sanctions authority. The FY 2024 Request includes a new position to manage the implementation of this provision, including by: circulating statements of case; preparing designation packages; and developing foreign policy guidance recommendations that will be approved by the Secretary.

The White House also issued a new E.O. on digital policy in 2022 which addresses the many regulatory and policy challenges involved in the global economy's long-term shift to relying on digital assets, including cryptocurrencies. The issuance of this E.O. has launched a new series of National Security Council (NSC)-led meetings to develop the strategy and implementation framework. In order to address this, the new position will manage a new sanctions program on hostages, election interference, cyber-attacks, and policy discussions.

### **Indo-Pacific Infrastructure Transaction and Assistance Network (ITAN)**

The Action Officer on ITAN will: coordinate logistical arrangements for monthly Steering Committee meetings of the fourteen ITAN agencies. The new position will also maintain an ITAN project tracker of the 30-40 most strategic infrastructure projects in the Indo-Pacific region that have potential for private sector investment, but which require USG and partner government involvement to make the projects fully bankable.

## **BUREAU OF ECONOMIC AND BUSINESS AFFAIRS**

The officer will work with the Bureau of East Asian and Pacific Affairs (EAP) and the Bureau of South and Central Asian Affairs (SCA) desk officers to identify and plan activities that would advance ITAN priorities in coordination with posts. The Action Officer will also be responsible for maintaining online resources to support ITAN and the Transaction Advisory Fund (TAF), including state.gov, the intranet (InfoCentral Page), Econ@State. In addition, the Action Officer will identify opportunities to use social media to advance ITAN messaging.

### **Office of Multilateral Trade Affairs (MTA)**

The Indo-Pacific Economic Framework (IPEF) is the cornerstone of the United States' new strategy in the Indo-Pacific and the Framework is crucial to countering broad PRC malign influence in the region. Successfully implementing the new strategy and countering the PRC will require significant Department resources.

The MTA's current work entails significant work across the interagency and with EAP and SCA bureaus. As the IPEF launches, the Department will need to lead engagement with a diverse collection of partner economies in the region, going beyond what is currently allocated in terms of the Office of Multilateral Trade Affairs' (MTA) resources. The FY 2024 Request includes one position to support multilateral engagements and focus on countering China's malign influence in the Indo-Pacific region.

### **Current services and Working Capital Fund (WCF) adjustments: \$3.2 million**

The Request supports \$3.2 million in current services and WCF adjustments, including: \$867,000 for the 2024 American pay raise and annualization of the 2023 American pay raise; \$241,000 for the annualization of the FY 2023 new positions; and \$2.1 million for the WCF adjustments.

### **Office of Global Partnerships**

The FY 2024 Request includes \$2.4 million within EB's bureau-managed resources to support the Office of Global Partnerships' (E/GP) advancement of U.S. foreign policy priorities, and to address national security challenges. While the E/GP will continue harnessing the power of partnerships and external private sector outreach in support of these efforts, the Subnational Diplomacy Unit will contribute by leveraging its relationships with local elected officials in the United States and abroad.

E/GP will continue to address the Ukraine crisis through the expansion of private sector engagement and the creation of new partnership to help with ongoing: reconstruction, including the energy infrastructure; cultural preservation; support for the educational systems.

In FY2024, E/GP will advance the Secretary's Modernization Agenda of American Diplomacy Initiative and support Diversity, Equity, Inclusion, and Accessibility (DEIA) by expanding the Franklin Talent Exchange Program (FTEP). FTEP, launching in 2023, is a mechanism that allows for private sector organizations to share their knowledge and specialized skills with the Department. Organizations that join the partner consortium will have the opportunity to host Department personnel in their company for one year or send their employees on assignment to the Department to serve as a consultant for one year. E/GP anticipates launching the pilot FTEP in 2023 with three to five fellows and expanding to up to 20 Fellows in 2024.

Separately, the Subnational Diplomacy Unit plans to re-launch and expand the Pearson Fellowship for State and Local Governments in order to provide Foreign Service Officers and Civil Servants the opportunity to detail to mayoral, gubernatorial, or other municipal government offices as an international affairs director/advisor. In this capacity, the officer will operate along a variety of lines, including: providing strategic guidance on international

## BUREAU OF ECONOMIC AND BUSINESS AFFAIRS

issues to his or her principal (mayor, governor, etcetera); developing permanent programs to maximize international engagement at the city level; and strengthening the connectivity between local offices and the State Department.

To address Joint Strategic Plan (JSP) Objective 1.2, which looks to secure ambitious climate mitigation and adaptation outcomes, GP plans to continue collaborating with the Office of the Special Presidential Envoy for Climate (SPEC); together, the offices will expand the climate entrepreneurship initiative, with a focus on Africa in 2023 and other regions in 2024. In partnership with the UN's International Trade Centre, E/GP and SPEC will bring on board new private sector partners from outside of the United States to help a greater number of startups and entrepreneurs scale up their green solutions.

In collaboration with SPEC, the Subnational Diplomacy Unit intends to build on and expand the reach of the recently inaugurated Subnational Climate Action Leaders' Exchange (SCALE) initiative, first focusing on methane reduction.

In addition, the Subnational Diplomacy Unit will continue to partner with the Bureau of Western Hemisphere Affairs (WHA) and Bureau of Oceans and International Environmental and Scientific Affairs (OES) on the implementation of the Cities Forward initiative. Cities Forward will help cities in Latin American and Caribbean countries develop and implement urban sustainability projects that benefit their vulnerable, under-served communities. The implementation of the initiative will be a major deliverable at the Cities Summit of the Americas in April 2023,

Utilizing additional delegations, moderate investment in programs, and private sector convenings, E/GP will explore partnerships with U.S. and foreign government and private sector organizations. These partnerships will enable the Department to leverage partner resources and expertise to help advance climate mitigation and adaptation in vulnerable communities abroad.

The FY 2024 Request supports: the increased operational costs for E/GP's growing staff; travel needed to carry out policy priorities domestically and abroad; and the creation and maintenance of programs that engage the private sector, subnational communities, and leaders.

The FY 2024 funds will be essential for the continuing establishment and ongoing activities of the Subnational Diplomacy Unit. The Unit plans to undertake significant staffing increases and expand its travel in order to properly engage local officials both in the U.S. and abroad as part of the broader Foreign Policy for the Middle-Class agenda.

### *Detailed Resource Summary*

Bureau for Economic and Business Affairs (EB)	Positions					Funds (\$ in thousands)		
	American			FSN	Pos Total	Bureau Managed	American Salaries	Funds Total
	CS	FS Dom	Overseas					
FY 2022 Actual	112	73	-	-	185	11,651	27,261	38,912
FY 2023 Adjusted Enacted	112	73	-	-	185	14,025	29,555	43,580
FY 2024 Built-in Changes								
Annualization of 2023 American Pay Raise	-	-	-	-	-	-	287	287

## BUREAU OF ECONOMIC AND BUSINESS AFFAIRS

Bureau for Economic and Business Affairs (EB)	Positions					Funds (\$ in thousands)		
	American			FSN	Pos Total	Bureau Managed	American Salaries	Funds Total
	CS	FS Dom	Overseas					
Annualization of FY 2023 New Positions	-	-	-	-	-	-	241	241
2024 American Pay Raise	-	-	-	-	-	21	559	580
IRM WCF Services Adjustment	-	-	-	-	-	424	-	424
Real Property WCF Adjustment	-	-	-	-	-	1,651	-	1,651
Total Built-in Changes	-	-	-	-	-	2,096	1,087	3,183
FY 2024 Current Services	112	73	-	-	185	16,121	30,642	46,763
FY 2024 Program Changes								
Global Magnitsky Sanctions Program	1	-	-	-	1	82	112	194
Hostages Sanctions Program	1	-	-	-	1	82	112	194
Indo-Pacific Infrastructure Transaction Assistance Network (ITAN)	1	-	-	-	1	82	112	194
Indo-Pacific Economic Framework	1	-	-	-	1	82	112	194
Sanctions Targeting	-	-	-	-	-	15,000	-	15,000
Total Program Changes	4	-	-	-	4	15,328	448	15,776
FY 2024 Request	116	73	-	-	189	31,449	31,090	62,539

### *Staff and Funds by Domestic Organization Units* (\$ in thousands)

Bureau for Economic and Business Affairs (EB)	FY 2022 Actual			FY 2023 Adjusted Enacted			FY 2024 Request			Increase/Decrease		
	Am	FSN	Funds	Am	FSN	Funds	Am	FSN	Funds	Am	FSN	Funds
Coordinator for Business Affairs	14	-	2,434	14	-	2,612	14	-	2,665	--	--	53
DAS for International Finance and Development	43	-	7,749	43	-	8,325	44	-	8,920	1	--	595
DAS for Trade Policy and Negotiations	31	-	5,502	31	-	5,919	32	-	6,472	1	--	553
DAS for Transportation Affairs	14	-	2,964	14	-	3,140	14	-	3,258	--	-	118
Office of Global Partnerships	23	-	2,419	23	-	4,043	23	-	4,869	-	-	826
Office of the Assistant Secretary	24	-	7,684	24	-	8,237	24	-	10,604	-	-	2,367
Policy Analysis and Public Diplomacy	11	-	2,209	11	-	2,378	11	-	2,522	-	-	144



## BUREAU OF ECONOMIC AND BUSINESS AFFAIRS

Bureau for Economic and Business Affairs (EB)	FY 2022 Actual			FY 2023 Adjusted Enacted			FY 2024 Request			Increase/ Decrease		
	Am	FSN	Funds	Am	FSN	Funds	Am	FSN	Funds	Am	FSN	Funds
Terrorism Finance and Economic Sanctions Policy	25	-	7,951	25	-	8,926	27	-	23,229	2	-	14,303
<b>Total</b>	<b>185</b>	<b>-</b>	<b>38,912</b>	<b>185</b>	<b>-</b>	<b>43,580</b>	<b>189</b>	<b>-</b>	<b>62,539</b>	<b>4</b>	<b>-</b>	<b>18,959</b>

### *Funds by Object Class*

(\$ in thousands)

Bureau for Economic and Business Affairs (EB)	FY 2022 Actual	FY 2023 Adjusted Enacted	FY 2024 Request	Increase/ Decrease
1100 Personnel Compensation	23,154	25,235	26,793	1,558
1200 Personnel Benefits	4,972	5,390	5,692	302
2100 Travel & Trans of Persons	1,792	1,900	2,500	600
2300 Rents, Comm & Utilities	1,170	1,300	2,814	1,514
2400 Printing & Reproduction	40	40	40	-
2500 Other Services	7,374	9,305	24,290	14,985
2600 Supplies and Materials	410	410	410	-
<b>Total</b>	<b>38,912</b>	<b>43,580</b>	<b>62,539</b>	<b>18,959</b>

## BUREAU OF ENERGY RESOURCES

### *Resource Summary*

(\$ in thousands)

Bureau of Energy Resources (ENR)	FY 2022 Actual	FY 2023 Adjusted Enacted	FY 2024 Request	Change from FY2023 Adjusted Enacted
Energy Resources	15,931	17,128	18,391	1,263
Positions	80	80	82	2

---

### WHO WE ARE & WHY IT MATTERS

---

The Bureau of Energy Resources (ENR) leads the Department's efforts to develop and execute international energy policy through diplomatic and programmatic engagement to promote: 1) energy security for the United States and our allies and partners; 2) a decarbonized future that is inclusive and increases competitive energy and infrastructure development globally; 3) increased access to affordable, clean, sustainable, and reliable energy; and 4) open markets and reduced barriers to energy development and trade.

ENR leads international diplomatic and programmatic engagement to promote energy security for the United States and our allies and partners; a decarbonized future; economic prosperity through sustainable, affordable, and reliable energy access; and resilient and transparent supply chains for clean energy technologies. ENR will help build a resilient clean energy future that supports energy market stability, combats the climate crisis, sparks innovation, incentivizes investment, creates high-paying jobs for Americans, and advances U.S. competitiveness. Energy security is linked to U.S. national security, which is threatened when: the United States or its allies lack reliable access to affordable, clean energy; corruption and poor governance limit market growth and disadvantage U.S. firms; attacks are perpetrated on critical energy infrastructure; global and regional competition for energy resources leads to conflict; or state and non-state actors exploit energy to fund violence, undermine state sovereignty, and/or engage in economic coercion.

### European Energy Security and Decarbonization

ENR mobilizes support for critical Ukrainian energy security needs, and accelerates Europe's diversification away from Russian fossil fuels, increases the adoption of technologies that accelerate the clean energy transition, and eases the strain on global energy markets caused by Russia's unprovoked war. In support of Ukraine's continued and massive critical energy infrastructure needs, ENR devises and executes a strategic diplomatic strategy that includes organizing several ministerial-level conferences and meetings to mobilize and facilitate donations and contributions of critical equipment and funding required to repair and maintain its power system. ENR engages diplomatically to support related U.S. interagency procurement and transport of urgently needed energy equipment items to Ukraine and work toward the long-term reconstruction of Ukraine's energy system to reduce Ukraine's energy vulnerability to Russia. Increased energy engagement is particularly important in Europe, where Russia's unprovoked war against Ukraine is disrupting energy markets and forcing Europe to rapidly diversify its energy suppliers and sources, including jointly with the United States through the U.S.-EU Task Force on Energy Security. European diversification requires significant U.S. foreign policy involvement with the EU, member states, and neighbors individually. In addition, ambitious investments in renewable energy and energy efficiency support decarbonization while further reducing Europe's dependence on Russian fossil fuels and forestalling People's Republic of China (PRC) investment that is harmful to U.S. interests and those of our partners.

# **BUREAU OF ENERGY RESOURCES**

## **Energy Sector Decarbonization, Power Sector Reform, and Supply Chain Resilience**

Achieving global net zero emissions by 2050 will require unprecedented changes to the global energy system and will involve technologies that are not yet commercially available for hard to abate sectors. Global demand for electricity is the largest driver of energy demand growth and has significant impact on carbon emissions, energy infrastructure investment, and U.S. foreign policy goals to support clean energy economic growth. ENR promotes resilient and reliable electricity systems that are increasingly powered by renewable energy and other lower-emission energy sources, including advanced nuclear; promotes electricity market models that incentivize private sector investment, flexibility, and energy efficient solutions; and supports competitive and interconnected electricity markets. Funds will expand ENR's capacity to apply technical and policy expertise in coordinating the Department's planning and execution of clean energy sector engagement, access, and decarbonization efforts and providing greater support and leadership to the Department's work on critical supply chains. Demand for the critical energy minerals required for the energy transition is increasing significantly; the supply chains for many of these minerals currently have a single point of weakness (generally, the PRC), making reliance on them inherently risky. Encouraging the development of more diversified and robust supply chains will take sustained diplomatic efforts and appropriate resources to sustain these efforts.

## **Multilateral Energy Engagement**

ENR leads a coordinated diplomatic outreach mechanism among G7 and like-minded partners to support Ukraine's critical energy infrastructure needs resulting from targeted and continuous Russian attacks against Ukraine's electricity grid. ENR uses its role as U.S. representative to the International Energy Agency, the International Energy Forum, the International Renewable Energy Association, and the Extractive Industries Transparency Initiative to advance U.S. net-zero emissions ambitions, energy security and access, usage of environmental, social, and governance best practices, and supply chain vulnerabilities for clean energy technologies. ENR serves on the U.S. delegations that negotiate Leaders' and Ministers' communiques in the G7 and the G20 and expects to increase multilateral engagement to advance energy security and access and decarbonization goals. Reinvigorating and modernizing U.S. international alliances and partnerships is critical to maintaining U.S. leadership in international institutions and advancing U.S. national interests. Additional resources will advance ENR diplomatic leadership and multilateral and international energy engagements in line with these priorities.

## **Indo-Pacific Energy Security and Decarbonization**

The Indo-Pacific region represents more than half of the world's people, 60 percent of global GDP and two-thirds of global economic growth. The economic dynamism of this region will be fueled by a forecast growth of energy demand of 60 percent by 2040 and will require significant decarbonization of the world's five largest emitters if we are to reach global climate targets. As an Indo-Pacific power, the United States has a vital interest in realizing a region that is open, interconnected, prosperous, secure, and resilient. ENR programs deepen the region's connectivity and helps drive its economic prosperity by increasing regional energy security, accelerating decarbonization, and increasing energy access for vulnerable populations. To this end, ENR supports increased renewable energy deployment and better-functioning power sectors in Thailand and Vietnam, greater energy interconnectivity between Mekong countries through the Japan-U.S. Mekong Power Partnership (JUMPP) and regulatory reforms in Sri Lanka to encourage the country to diversify power supply and meet its ambitious renewable energy targets. ENR will support implementation of the Indo-Pacific Economic Framework for Prosperity (IPEF) to enhance the economic competitiveness of all IPEF partners' economies by developing

## BUREAU OF ENERGY RESOURCES

diverse and resilient clean energy supply chains and promoting sustainable and inclusive economic growth. Through the Clean EDGE (Enhancing Development and Growth through Energy) Asia initiative announced by Secretary Blinken in January 2022, ENR leads the interagency in advancing energy security, transparency, trade, and access in the Indo-Pacific.

### Foreign Assistance Implementation

ENR-managed assistance activities operationalize energy diplomacy by strengthening partner nations' governance frameworks to develop their energy and mineral sectors and transition to a net-zero emissions future. Combatting the climate crises and other international challenges requires increased assistance resources to drive critical and timely energy sector reforms and develop international partner capacity to accelerate the global energy transition. In response to the increased focus on addressing the climate crisis, FY 2024 Request includes \$37 million for ENR, a 21 percent increase. ENR will use these additional funds to increase ENR's capacity to oversee increased foreign assistance resources effectively and strategically, consistent with ENR's mandate to lead and operationalize the Department's critical energy policies globally.

---

---

### BUREAU STRATEGIC GOALS

---

---

1. Promote a Future Powered by Low- to Zero-Emissions Energy Solutions.
2. Ensure the Energy Security of the United States, and U.S. Allies and Partners.
3. Increase Access to Affordable, Clean, Sustainable, and Reliable Energy.
4. Open Markets and Reduce Barriers to Energy Development and Trade.

To view more of the bureau strategy, please visit <https://www.state.gov/functional-bureau-strategies/>.

---

---

### JUSTIFICATION OF REQUEST

---

---

ENR's FY 2024 Request is \$18.4 million, an increase of \$1.3 million (7 percent) from the FY 2023 Adjusted Enacted. This Request includes \$388,000 in program increases, and \$824,000 for current services and Working Capital Fund (WCF) adjustments. This increase takes into consideration the A bureau realignment of funds to ENR for real property and additional WCF expenses, American pay raises, and two new Critical Minerals Policy Officer positions. The Request contains funding to meet rapidly increasing requirements and workloads on energy security, clean energy, critical minerals, and multilateral diplomacy to support Administration efforts to reassert U.S. leadership to advance global economic prosperity through sustainable, resilient energy solutions.

### Critical Minerals Policy Officers

The Request includes funding for two additional positions to help secure supply chains for critical minerals, which is vital to long-term energy security, the global economy, and the clean energy transition. ENR counters PRC dominance of mineral production and processing worldwide and its demonstrated willingness to use minerals trade as a political and economic lever. ENR supports resilient, environmentally, and socially responsible supply chains for the minerals vital to technologies powering the energy transition. Positions will support the Minerals Security Partnership (MSP), an initiative that facilitates investments among likeminded countries to diversify and secure critical mineral supply chains. MSP will increase economic opportunities for U.S. companies in out-years and reduce the PRC's current dominance of these supply chains. Executive Order

## BUREAU OF ENERGY RESOURCES

(E.O.) 14017 “America’s Supply Chains” directs the U.S. government to work with allies and partners to decrease vulnerabilities in global supply chains and strengthen supply chain transparency.

### *Detailed Resource Summary*

Bureau for Energy Resources (ENR)	Positions					Funds (\$ in thousands)		
	American			FSN	Pos Total	Bureau Managed	American Salaries	Funds Total
	CS	FS Dom	Overseas					
FY 2022 Actual	57	23	-	-	80	3,880	12,051	15,931
FY 2023 Adjusted Enacted	57	23	-	-	80	3,880	13,248	17,128
FY 2024 Built-in Changes								
Annualization of 2023 American Pay Raise	-	-	-	-	-	-	106	106
2024 American Pay Raise	-	-	-	-	-	6	248	254
IRM WCF Services Adjustment	-	-	-	-	-	190	-	190
Real Property WCF Adjustment	-	-	-	-	-	325	-	325
Total Built-in Changes	-	-	-	-	-	521	354	875
FY 2024 Current Services	57	23	-	-	80	4,401	13,602	18,003
FY 2024 Program Changes								
Critical Mineral Policy Officer	2	-	-	-	2	164	224	388
Total Program Changes	2	-	-	-	2	164	224	388
FY 2024 Request	59	23	-	-	82	4,565	13,826	18,391

### *Staff and Funds by Domestic Organization Units* (\$ in thousands)

Bureau for Energy Resources (ENR)	FY 2022 Actual			FY 2023 Adjusted Enacted			FY 2024 Request			Increase/ Decrease		
	Am	FSN	Funds	Am	FSN	Funds	Am	FSN	Funds	Am	FSN	Funds
DAS for Energy Diplomacy	28	-	3,985	28	-	4,284	29	-	4,601	1	-	317
DAS for Energy Governance and Access	18	-	3,987	18	-	4,287	18	-	4,602	-	-	315
DAS for Energy Transformation	24	-	3,985	24	-	4,284	25	-	4,601	1	-	317
Office of the Assistant Secretary	10	-	3,974	10	-	4,273	10	-	4,587	-	-	314
<b>Total</b>	<b>80</b>	<b>-</b>	<b>15,931</b>	<b>80</b>	<b>-</b>	<b>17,128</b>	<b>82</b>	<b>-</b>	<b>18,391</b>	<b>2</b>	<b>-</b>	<b>1,263</b>

## BUREAU OF ENERGY RESOURCES

### *Funds by Object Class*

(\$ in thousands)

Bureau for Energy Resources (ENR)	FY 2022 Actual	FY 2023 Adjusted Enacted	FY 2024 Request	Increase/ Decrease
1100 Personnel Compensation	10,118	11,088	11,619	531
1200 Personnel Benefits	2,290	2,517	2,627	110
2100 Travel & Trans of Persons	1,300	1,300	1,530	230
2300 Rents, Comm & Utilities	400	400	471	71
2500 Other Services	1,505	1,505	1,770	265
2600 Supplies and Materials	318	318	374	56
<b>Total</b>	<b>15,931</b>	<b>17,128</b>	<b>18,391</b>	<b>1,263</b>

# BUREAU OF GLOBAL HEALTH, SECURITY, AND DIPLOMACY

## *Resource Summary*

(\$ in thousands)

Bureau of Global Health Security and Diplomacy (GHSD)	FY 2022 Actual	FY 2023 Adjusted Enacted	FY 2024 Request	Change from FY2023 Adjusted Enacted
Global Health Security and Diplomacy	-	10,294	10,294	-
Positions	-	35	35	-

<sup>1</sup> The Department notified its intent to create the Bureau of Global Health Security and Diplomacy (GHSD) on December 13, 2022 (per CN 22-379).

---

## WHO WE ARE & WHY IT MATTERS

---

Health security is national security. The COVID-19 pandemic has demonstrated the critical role that U.S. leadership must play on issues of health and health security. U.S. leadership is critical to save lives domestically and globally, since an infectious disease threat anywhere can rapidly become a threat everywhere.

The mission of the planned Bureau for Global Health Security and Diplomacy (GHSD) is to:

- lead U.S. diplomatic engagement and support programmatic efficiency in order to strengthen the global health security architecture and prevent, detect, control, and respond to infectious diseases, including HIV/AIDS;
- leverage and help coordinate varied elements of U.S. foreign assistance and promote international cooperation to better protect the world from health threats by enhancing national, regional, and multilateral systems and policies; and
- elevate and integrate global health security as a core component of U.S. national security and foreign policy.

To strengthen the country's efforts to advance U.S. leadership in the health sector globally, the Department notified its intent to establish the GHSD bureau (in Congressional Notification 22-379). The aim is to provide a single voice of leadership on global health security and diplomacy within the State Department, while retaining the Department's longstanding focus on HIV/AIDS.

GHSD consolidates and maintains the previous functions, personnel, and resources of:

- the Office of International Health and Biodefense (OES/IHB) in the Bureau of Oceans and International Environmental and Scientific Affairs;
- the Coordinator for Global COVID-19 Response and Health Security; and
- the Office of the U.S. Global AIDS Coordinator (S/GAC) that leads and coordinates the President's Emergency Plan for AIDS Relief (PEPFAR) and includes the Office of Global Health Diplomacy.

Through its efforts in the health sector, the Department not only mobilizes political will and resources with partners to build local capacity to stop disease from spreading, but it also convenes global stakeholders bilaterally,

## **BUREAU OF GLOBAL HEALTH, SECURITY, AND DIPLOMACY**

regionally, and multilaterally to establish norms and policies to mitigate current health threats and prevent future health threats.

Subject to completion of Congressional Notification procedures, GHSD will serve as the Department's node for implementation of Administration global health-security-related strategies, Executive Orders, and National Security Memoranda. GHSD will collaborate with staff across the State Department and the interagency to implement relevant strategies, such as the U.S. Government National Biodefense Strategy. In addition, the Bureau will provide policy, administrative, and technical support to the U.S. Pandemic Accord Negotiator.

---

### **JUSTIFICATION OF REQUEST**

---

The FY 2024 Budget for Diplomatic Programs Program Operations for this bureau is \$10.3 million. This is the first fiscal year for which funds are being requested for GHSD in a Congressional Budget Justification. FY 2024 funds will ensure that the new bureau is resourced to address global health security challenges, threats, and opportunities.

To undertake the planned activities, there are 35 positions funded within the Diplomatic Programs account for GHSD. Separately, there are 102 PEPFAR funded positions, for a combined position total of 137. As laid out in the congressional notification, the Bureau includes two primary units, each led by a Principal Deputy Coordinator. Under the Bureau's Front Office, these units will be supported by two offices that will provide support and coordination across the entire bureau.

The FY 2024 funds will support the continued operations and activities of the Front Office, as well as the following offices within the new bureau.

#### **Offices Under the Front Office**

##### **Executive Office**

The Executive Office provides support to the entire bureau, focusing on service and hiring and personnel operations.

##### **Office of Strategy, Communications, and Health Equity**

This Office serves as the intersection for policy, communication, and strategy coordination on issues that span across the PEPFAR and the GHSD units in the bureau. The office would help ensure that health equity considerations are integrated into the Bureau's strategy and communications. Staff would serve as a resource to technical units across the Bureau and interagency partners and would help ensure a health equity lens is applied to the development and implementation of policies and of PEPFAR programming, including by examining available data to promote more equitable access to medical countermeasures.

#### **Offices Under the Principal Deputy Coordinator for Global Health Security and Diplomacy**

##### **Office of Infectious Diseases and Outbreak Response**

This Office leads State Department efforts to monitor and respond to international infectious disease outbreaks.



# BUREAU OF GLOBAL HEALTH, SECURITY, AND DIPLOMACY

## Office of Global Health Security

This Office focuses on strategy, policy, and programmatic efforts to strengthen foreign government health security capacity at the national, subnational, and subregional level.

## Office of Regional and Multilateral Diplomacy

This Office focuses on transnational public health policy and developing strategy related to global health security architecture issues within multilateral fora and international organizations.

## Office of Health Diplomacy and Capacity Development

This Office leads public diplomacy efforts with foreign audiences to advance U.S. global health efforts and broader diplomatic objectives. The Office will also oversee training for U.S. government staff to increase the knowledge, skills, and abilities (or capabilities) of the Department's work force, to support U.S. global health engagement.

The HIV-related work of the Bureau under the Principal Deputy Coordinator for PEPFAR is funded out of foreign assistance requested in the Global Health Programs-State (GHP-State) account as detailed in Appendix 2.

### *Detailed Resource Summary*

Bureau of Global Health Security and Diplomacy (GHSD)	Positions					Funds (\$ in thousands)		
	American			FSN	Pos Total	Bureau Managed	American Salaries	Funds Total
	CS	FS Dom	Overseas					
FY 2022 Actual	-	-	-	-	-	-	-	-
FY 2023 Adjusted Enacted	24	11	--	-	35	3,805	6,489	10,294
FY 2024 Current Services	24	11	-	-	35	3,805	6,489	10,294
FY 2024 Request	24	11	-	-	35	3,805	6,489	10,294

### *Staff and Funds by Domestic Organization Units*

(\$ in thousands)

Bureau of Global Health Security and Diplomacy (GHSD)	FY 2022 Actual			FY 2023 Adjusted Enacted			FY 2024 Request			Increase/Decrease		
	Am	FSN	Funds	Am	FSN	Funds	Am	FSN	Funds	Am	FSN	Funds
Global Health Security and Diplomacy	-	-	-	35	-	10,294	35	-	10,294	-	-	-
<b>Total</b>	-	-	-	<b>35</b>	-	<b>10,294</b>	<b>35</b>	-	<b>10,294</b>	-	-	-

# BUREAU OF GLOBAL HEALTH, SECURITY, AND DIPLOMACY

## *Funds by Object Class*

(\$ in thousands)

Global Health Security and Diplomacy (GHSD)	FY 2022 Actual	FY 2023 Adjusted Enacted	FY 2024 Request	Increase/ Decrease
1100 Personnel Compensation	-	6,000	6,000	-
1200 Personnel Benefits	-	489	489	-
2100 Travel & Trans of Persons	-	581	581	-
2300 Rents, Comm & Utilities	-	46	46	-
2400 Printing & Reproduction	-	7	7	-
2500 Other Services	-	3,150	3,150	-
2600 Supplies and Materials	-	21	21	-
<b>Total</b>	-	<b>10,294</b>	<b>10,294</b>	-

## BUREAU OF GLOBAL PUBLIC AFFAIRS

### *Resource Summary*

(\$ in thousands)

Bureau of Global Public Affairs (GPA)	FY 2022 Actual	FY 2023 Adjusted Enacted	FY 2024 Request	Change from FY2023 Adjusted Enacted
Global Public Affairs	123,768	127,081	134,552	7,471
<i>Overseas Programs</i>	9,645	9,645	9,717	72
<i>Diplomatic Policy and Support</i>	51,486	53,542	57,393	3,851
<i>Public Diplomacy</i>	62,637	63,894	67,442	3,548
Positions	322	322	323	1

---

---

### WHO WE ARE & WHY IT MATTERS

---

---

Whether it is a deeper understanding of a specific policy, a change in behavior, or a more favorable view of the United States, the ability to reach relevant audiences in innovative and effective ways is fundamental to the success of U.S. foreign policy. Engagement with global audiences improves their understanding of U.S. policy priorities and the benefits of American values, which in turn provides leadership the ability to conduct diplomacy more effectively.

The Bureau of Global Public Affairs (GPA) leads the Department's communications and engagement with domestic and foreign audiences. In a rapidly changing media and information environment where other actors are constantly competing for the attention of people around the globe, GPA must bring the latest tools, techniques, and approaches for successfully communicating and amplifying the Department's policies and priority messages.

Russia's invasion of Ukraine illuminates the important role GPA plays. While the Kremlin seeks to sow distrust of the United States and its allies, GPA has drawn worldwide attention to the reality of Russian aggression. As the crisis unfolded, GPA simultaneously messaged to European allies to maintain unity and reached out to Russian publics to keep them informed on their government's actions. GPA produced innovative pieces of content, such as the video series - *Voices of Ukraine*, to help global audiences visualize the impact of Russian attacks. GPA continue to leverage the full breadth of bureau tools, such as foreign journalist briefings and social media alerts, to call out Russian disinformation and publicly set the record straight on events in Ukraine.

GPA also leads and coordinates the Department's proactive messaging on policy priorities, and the work of diplomats around the globe. GPA's Global Campaigns Strategy (GCS) team ensures that the Department speaks with one voice at home and abroad by driving long-term communications campaigns and convening Department and interagency communicators. GCS coordinates and provides messaging, resources, and activities that communicators leverage to influence foreign audiences and inform Americans on the foreign policy priorities of the Administration, such as the climate crisis, migration, and human rights. For example, GCS recently worked with the Office of the Special Presidential Envoy for Climate to launch an interactive digital storytelling site, *"From Blue to Green: Transforming Jobs Around the World."* The site shares informative and inspiring stories in a new, media-rich way about the impact of U.S. foreign policy on climate for foreign and domestic audiences.

GPA is the conduit for foreign and domestic media and digital engagement by ensuring delivery of accurate messages to intended audiences with maximum impact. GPA connects with domestic and foreign publics through the Department Spokesperson and the Daily Press Briefing to provide access to information on the leaders,

## BUREAU OF GLOBAL PUBLIC AFFAIRS

events, and policies that shape people's lives. GPA's international media expertise, relationships with embassies and consulates, and network of journalists maintained by the Foreign Press Centers, Office of International Media Engagement, and the Regional Media Hubs also provides unique access to foreign audiences for the Department's messages. GPA staff meet online audiences through GPA's flagship social media accounts, state.gov, and ShareAmerica.

GPA supports and empowers Department communicators at U.S. embassies and consulates overseas and in Washington, D.C. based offices to share tailored messages. GPA develops and disseminates high impact content including articles, videos, and other digital materials. GPA provides powerful support tools and connects communicators with subject matter experts in areas such as web platforms, data analytics, audience research, and social media strategy. Recently, GPA leveraged these tools to help U.S. citizens abroad and foreign audiences get information during the onset of the COVID-19 pandemic. Support for communicators in the Department and at diplomatic posts abroad included items such as a Coronavirus response information page and links directing U.S. citizen travelers to the Smart Traveler Enrollment Program; social media postings to reach Americans stranded abroad; and leveraging the Department's cloud-based, mobile-ready Salesforce Contact Relationship Management platform to provide information on U.S. migration and assistance efforts, as well as updates on travel restrictions, passport and visa services, and repatriation of U.S. citizens.

No matter the policy, post, or campaign objective pursued, GPA's efforts ensure the Department communicates with impact.

---

---

### BUREAU STRATEGIC GOALS

---

---

1. Solidify GPA's role as the U.S. Government's preeminent communicator on foreign policy issues.
2. Empower Department communicators.
3. Resource and equip GPA to operate as an agile, collaborative, diverse, and modern workforce.

To view more of the bureau strategy, please visit <https://www.state.gov/functional-bureau-strategies/>.

---

---

### JUSTIFICATION OF REQUEST

---

---

The FY 2024 request is \$134.6 million, an increase of \$7.5 million (6 percent) above the FY 2023 Adjusted Enacted. This request includes a net increase of \$3.8 million for Current Services adjustments, including the American Pay Raise increases, an increase for Locally Employed (LE) Staff wages, and overseas price inflation.

#### **Migration Opinions and Attitudes Tracker: \$984,000**

This request supports efforts to deter irregular migration to the United States. In support of broader government-wide communications, this request will regularize funding for GPA's research on the attitudes of potential migrants and test GPA's messaging.

#### **USDH Foreign Service Officer – Bangkok Media Hub: \$646,000**

This request also includes one USDH Foreign Service Officer to amplify U.S. policy priorities at the Bangkok Media Hub. In addition to global and regional priorities such as global health and climate, the Deputy Hub

## **BUREAU OF GLOBAL PUBLIC AFFAIRS**

Director would be focused on countering the PRC narrative in the region. With China heavily investing in regional media outlets which is already resulting in the publication of numerous false and misleading narratives regarding U.S. policy, it is essential that the Asia Pacific Media Hub be staffed at a level that will allow for thoughtful and creative programming to counter the PRC's misinformation strategy.

### **Translations Support – Public Affairs Translation Hub (PATH) Contract: \$450,000**

GPA requests \$450,000 in support of Public Affairs Translations Hub (PATH) contract to solidify Department needs including support in Russia-Ukraine crisis. PATH provides U.S. Government communicators with materials to advocate for U.S. policies more confidently in foreign languages, in addition to providing translated press releases for international media. PATH provides rapid translation of releases, remarks, and press guidance into a wide range of languages, including eight core global languages: Arabic, French, Hindi, Persian, Portuguese, Russian, Spanish, and Urdu. PATH's rapid translation capabilities provided urgent and sometimes life-saving translations during emergent crises such as the U.S. withdrawal from Afghanistan. In 2022, as the Embassies in Moscow and Kyiv shuttered, PATH was able to seamlessly pick up the language support in Russian and Ukrainian, helping to push back on Russian disinformation. PATH has also been a resource for posts and regional bureaus looking to push back on narratives that China is pushing out around the world. This has been particularly effective for smaller posts in AF and EAP, which often lack sufficient in-house translation capabilities.

### **GPA Forward Bangkok: \$300,000**

This request also includes \$300,000 for GPA Forward to expand Bangkok Hub capabilities for strategic planning, research and analytics and content production support on regional and global messaging campaigns for posts through the Indo-Pacific region.

### **Mission Web Platforms: \$1 million**

GPA requests \$1 million in funds to continue enhancements to Mission Web Platforms and State.gov. The Department's web presence is an important aspect of how the Department communicates with and engages U.S. citizens as well as foreign nationals.

This request supports growing costs for the management of the websites, including meeting federal website management requirements to include website hosting infrastructure to store and edit content, content delivery network and network security that allows the public to use GPA's websites, analytics tools for performance and visitor satisfaction, and development to respond to needs from missions and Consular Affairs.

# BUREAU OF GLOBAL PUBLIC AFFAIRS

## *Detailed Resource Summary*

(\$ in thousands)

Bureau of Global Public Affairs (GPA)	Positions					Funds		
	American			FSN	Pos Total	Bureau Managed	American Salaries	Funds Total
	CS	FS Dom	Overseas					
FY 2022 Actual	286	6	30	-	322	68,328	55,440	123,768
FY 2023 Adjusted Enacted	286	6	30	-	322	68,272	58,809	127,081
FY 2024 Built-in Changes								
Annualization of 2023 American Pay Raise	-	-	-	-	-	-	613	613
Annualization of 2023 New Positions	-	-	-	-	-	-	42	42
2024 American Pay Raise	-	-	-	-	-	3	1,149	1,152
IT WCF Adjustment	-	-	-	-	-	380	-	380
Overseas Price Inflation	-	-	-	-	-	72	-	72
Real Property WCF Adjustment	-	-	-	-	-	1,832	-	1,832
Total Built-in Changes	-	-	-	-	-	2,287	1,804	4,091
FY 2024 Current Services	286	6	30	-	322	70,559	60,613	131,172
FY 2024 Program Changes								
FS Deputy Hub Director	-	-	1	-	1	513	133	646
GPA Forward Bangkok	-	-	-	-	-	300	-	300
Migration Opinions and Attitudes Tracker	-	-	-	-	-	984	-	984
Mission Web Platforms	-	-	-	-	-	1,000	-	1,000
Translations Support – PATH Contract	-	-	-	-	-	450	-	450
Total Program Changes	-	-	1	-	1	3,247	133	3,380
<b>FY 2024 Request</b>	<b>286</b>	<b>6</b>	<b>31</b>	<b>-</b>	<b>323</b>	<b>73,806</b>	<b>60,746</b>	<b>134,552</b>

## *Staff and Funds by Domestic Organization Units*

(\$ in thousands)

Bureau of Global Public Affairs (GPA)	FY 2022 Actual			FY 2023 Adjusted Enacted			FY 2024 Request			Increase/Decrease		
	Am	FSN	Funds	Am	FSN	Funds	Am	FSN	Funds	Am	FSN	Funds
Office of Assistant Secretary	322	-	123,768	322	-	127,081	323	-	134,552	1	-	7,471
<b>Total</b>	<b>322</b>	<b>-</b>	<b>123,768</b>	<b>322</b>	<b>-</b>	<b>127,081</b>	<b>323</b>	<b>-</b>	<b>134,552</b>	<b>1</b>	<b>-</b>	<b>7,471</b>

## BUREAU OF GLOBAL PUBLIC AFFAIRS

### *Funds by Object Class*

(\$ in thousands)

Global Public Affairs (GPA)	FY 2022 Actual	FY 2023 Adjusted Enacted	FY 2024 Request	Increase/ Decrease
1100 Personnel Compensation	40,481	42,652	43,811	1,159
1200 Personnel Benefits	16,069	17,267	18,198	931
2100 Travel & Trans of Persons	704	721	797	76
2300 Rents, Comm & Utilities	2,516	2,555	2,824	269
2400 Printing & Reproduction	82	82	91	9
2500 Other Services	61,667	61,524	66,290	4,766
2600 Supplies and Materials	1,477	1,495	1,673	178
4100 Grants, Subsidies & Contributions	772	785	868	83
<b>Total</b>	<b>123,768</b>	<b>127,081</b>	<b>134,552</b>	<b>7,471</b>

# BUREAU OF INFORMATION RESOURCE MANAGEMENT

## *Resource Summary*

(\$ in thousands)

Bureau of Information Resource Management (IRM)	FY 2022 Actual	FY 2023 Adjusted Enacted	FY 2024 Request	Change from FY2023 Adjusted Enacted
Information Resource Management	307,931	313,673	355,936	42,263
Positions	544	544	544	-

---

## WHO WE ARE & WHY IT MATTERS

---

The Bureau of Information Resource Management (IRM) provides a range of IT services in support of the Department's diplomatic mission. IRM is responsible for the comprehensive planning and oversight of Department-wide IT investments and budget, as well as ensuring the confidentiality, integrity, and accessibility of Department networks and information systems. IRM supports more than 100,000 domestic and overseas customers at 275 posts in 191 countries, providing the infrastructure for over 50 federal agencies and non-governmental partners that operate under Chief of Mission authority. IRM maintains secure and reliable networks across three classification levels, and it supports approximately 50,000 mobile users and 147,000 collaborative meetings per month, with 24/7 customer support.

IRM support of the global diplomatic mission continues to evolve with everchanging advances in technology. Cybersecurity is and will remain a critical focus of its efforts. IRM continues to strengthen Department IT security practices and governance across all boundaries of management and infrastructure. IRM will optimize the Department's multi-platform hybrid cloud computing ecosystems, and continuously reinforces cybersecurity safeguards that protect the Department's data and systems from the constantly evolving cyber-threats. IRM proactively ensures that all levels of employees have access to modern technological tools and are trained with an emphasis on skill, usage, and security. Overall, IT services offered by IRM are designed to enable the Department's global enterprise to provide anywhere-anytime access to secure, modern, and reliable systems that contain high-value information essential to the diplomatic mission.

---

## BUREAU STRATEGIC GOALS

---

1. Cybersecurity – Enabling the mission while protecting assets.
2. Governance – Strengthened IT management and service delivery.
3. Innovation – Mission effectiveness and modernization.
4. Customer – Supporting our diplomats through IT services and human-centered solutions.
5. Workforce.

To view more of the bureau strategy, please visit <https://www.state.gov/functional-bureau-strategies/>.



# BUREAU OF INFORMATION RESOURCE MANAGEMENT

---

## JUSTIFICATION OF REQUEST

---

The Department's total FY 2024 Diplomatic Programs (DP) request for IRM is \$355.9 million, an increase of \$42.3 million from the FY 2023 Request. This level includes an increase to maintain current services of \$2.7 million for the 2024 American pay raise, and the remaining \$39.6 million is for the following program enhancements:

### **Cybersecurity Zero Trust Initiatives: +\$30.0 million**

The Department of State's zero trust implementation promotes stability and public confidence in the Department's ability to deliver on the nation's foreign policy objectives. In accordance with OMB M-22-09 and Executive Order (EO) 14028, Improving the Nation's Cybersecurity, the Department's zero trust implementation enables the Department to effectively identify, protect from, detect, respond to, and recover from critical threats in cyberspace. The Department's vision for zero trust is to promote interoperability, digital transformation through the increased use of modern technology, and enterprise-wide protection against cyber-attacks. Moreover, the goal of the Department's zero trust strategy is to develop an agile and dynamic security foundation that is resilient, and flexible enough to meet the challenges faced by evolving technology trends. The five pillars of the Cybersecurity and Infrastructure Security Agency (CISA) Zero Trust Maturity Model will be the cornerstones of the Department's zero trust architecture. The Department is focused on ensuring and enforcing that authorized users always have the access to permitted resources, conducting an inventory and securing hardware assets that connect to the network infrastructure (including Internet of Things (IoT) devices), segmenting and controlling networks and managing internal and external data flows, securing and managing Cloud activities, and developing a data inventory where data is categorized, labeled, and protected. Over the next several years, the Department will also implement a series of other critical cybersecurity initiatives designed to enhance security across all systems, tackle evolving threats, and execute zero trust capabilities.

### **Global Wi-Fi: +\$5.0 million**

The Global Wi-Fi program manages the refresh and maintenance of domestic and overseas wireless networks that provide consistent and secure wireless local internet access for embassies, consulates, and domestic locations every three years. Additionally, the Department's enterprise Wi-Fi networks are designed to support future Internet of Things (IoT) business implementations. To maintain the high-level of performance required by users and critical infrastructure applications, global Wi-Fi networks must be upgraded periodically and continuously monitored/administered by expert personnel. The Department fully funds Wi-Fi installation, and funds portions of refresh efforts in coordination with interagency ICASS stakeholders.

This funding represents the costs to provide 24/7 network monitoring, technical support services, and the refresh of Wi-Fi equipment consisting of access points (APs), controllers, switches, firewalls, SFP modules, routers, shipping/logistics, and procurement charges.

### **Cyber Special Incentive Pay (SIP): +\$4.0 million**

The Cyber SIP program, launched by IRM's Strategic Workforce Planning (SWP), was designed to retain highly qualified IT civil service and foreign service employees, whose primary duties are the execution of direct cybersecurity related activities requiring specialized knowledge to detect and deter cyber threats, and defend Department of State IT enterprise wide-systems and networks against cyber-attacks. The purpose of the program

## BUREAU OF INFORMATION RESOURCE MANAGEMENT

is to incentivize retention of our cybersecurity workforce to ensure that the Department maintains the skills required to defend and protect our IT systems.

### **GSA Technology Transformation Services: +\$554,000**

Consistent with section 753 of the Financial Services and General Government Appropriations Act, 2023 (Div. E, P.L. 117-328), this Request will fund the transition of GSA's FedRAMP program currently funded by GSA appropriations to an agency reimbursement model where the Department, along with other agencies will reimburse GSA for its costs for operating the program.

### *Detailed Resource Summary*

Bureau of Information Resource Management (IRM)	Positions					Funds (\$ in thousands)		
	American			FSN	Pos Total	Bureau Managed	American Salaries	Funds Total
	CS	FS Dom	Overseas					
FY 2022 Actual	407	137	-	-	544	230,575	77,356	307,931
FY 2023 Adjusted Enacted	407	137	-	-	544	229,183	84,490	313,673
FY 2024 Built-in Changes								
Annualization of 2023 American Pay Raise	-	-	-	-	-	-	732	732
Annualization of 2023 New Positions	-	-	-	-	-	-	167	167
2024 American Pay Raise	-	-	-	-	-	110	1,700	1,810
Total Built-in Changes	-	-	-	-	-	110	2,599	2,709
FY 2024 Current Services	407	137	-	-	544	229,293	87,089	316,382
FY 2024 Program Changes								
Cybersecurity Zero Trust	-	-	-	-	-	30,000	-	30,000
GSA Technology Transformation Services	-	-	-	-	-	554	-	554
Global Wi-Fi	-	-	-	-	-	5,000	-	5,000
Cyber Special Incentive Pay (SIP)	-	-	-	-	-	4,000	-	4,000
Total Program Changes	-	-	-	-	-	39,554	-	39,554
FY 2024 Request	407	137	-	-	544	268,847	87,089	355,936

## BUREAU OF INFORMATION RESOURCE MANAGEMENT

### *Staff and Funds by Domestic Organization Units*

(\$ in thousands)

Bureau of Information Resource Management (IRM)	FY 2022 Actual			FY 2023 Enacted			FY 2024 Request			Increase/ Decrease		
	Am	FSN	Funds	Am	FSN	Funds	Am	FSN	Funds	Am	FSN	Funds
Chief Information Officer	8	-	5,847	8	-	5,948	8	-	6,354	-	-	406
Deputy CIO for Business, Planning,	3	-	1,070	3	-	1,120	3	-	1,181	-	-	61
Deputy CIO for Operations	4	-	670	4	-	720	4	-	741	-	-	21
Director E-Diplomacy	21	-	7,281	21	-	7,583	21	-	7,986	-	-	403
Director Enterprise Architecture and	35	-	16,203	36	-	16,724	36	-	17,744	-	-	1,020
Director Enterprise Network	80	-	52,645	83	-	53,690	83	-	57,267	-	-	3,577
Director Information Assurance	38	-	15,512	30	-	16,535	30	-	29,516	-	-	12,981
Director Infrastructure	89	-	39,274	90	-	39,274	90	-	47,397	-	-	8,123
Director Messaging	75	-	45,278	77	-	46,431	77	-	49,359	-	-	2,928
Director Systems Integration	64	-	39,699	64	-	40,880	64	-	43,347	-	-	2,467
Enterprise Activities	27	-	23,415	27	-	23,465	27	-	25,298	-	-	1,833
Governance, Resource, and	53	-	15,689	53	-	15,890	53	-	17,020	-	-	1,130
Regional Information Centers	17	-	5,212	17	-	5,413	17	-	5,710	-	-	297
Strategic Planning office	30	-	40,136	31	-	40,000	31	-	47,016	-	-	7,016
<b>Total</b>	<b>544</b>	<b>-</b>	<b>307,931</b>	<b>544</b>	<b>-</b>	<b>313,673</b>	<b>544</b>	<b>-</b>	<b>355,936</b>	<b>-</b>	<b>-</b>	<b>42,263</b>

### *Funds by Object Class*

(\$ in thousands)

Bureau of Information Resource Management (IRM)	FY 2022 Actual	FY 2023 Adjusted Enacted	FY 2024 Request	Increase/ Decrease
1100 Personnel Compensation	64,461	67,252	70,391	3,139
1200 Personnel Benefits	19,278	23,621	27,588	3,967
2100 Travel & Trans of Persons	5,978	5,978	6,453	475
2200 Transportation of Things	4,256	4,256	4,594	338
2300 Rents, Comm & Utilities	32,290	32,290	34,858	2,568
2500 Other Services	92,291	92,291	115,567	23,276
2600 Supplies and Materials	13,785	13,785	14,881	1,096
3100 Personal Property	75,592	74,200	81,604	7,404
<b>Total</b>	<b>307,931</b>	<b>313,673</b>	<b>355,936</b>	<b>42,263</b>

# BUREAU OF INTELLIGENCE AND RESEARCH

## *Resource Summary*

(\$ in thousands)

Bureau of Intelligence and Research (INR)	FY 2022 Actual	FY 2023 Adjusted Enacted	FY 2024 Request	Change from FY2023 Adjusted Enacted
Intelligence and Research	77,198	83,825	92,362	8,537
Positions	371	371	381	10

---

---

## WHO WE ARE & WHY IT MATTERS

---

---

As a bureau in the Department of State and a member of the Intelligence Community, the Bureau of Intelligence and Research (INR) is the only U.S. intelligence organization whose primary responsibility is to provide intelligence to inform diplomacy and support U.S. diplomats. INR fulfills these responsibilities by providing all-source intelligence analysis and information to the Secretary of State, U.S. diplomats, other Department of State officials, and senior U.S. policymakers throughout the government. INR is the United States' oldest civilian intelligence agency. Since 1945, when the Research and Analysis branch of the Office of Strategic Services (OSS) was transferred to the Department of State, INR has continued the OSS legacy of deep expertise, independence, and speaking truth to power.

INR serves as the Department's principal liaison with the Office of the Director of National Intelligence (ODNI) and other IC agencies and represents the Department's interests in the formulation of intelligence policy by ODNI and other IC elements. The bureau operates, maintains, and protects a Top Secret/Sensitive Compartmentalized Information (TS/SCI) technology network and data management capability that facilitates worldwide Department and IC communications. INR's Assistant Secretary serves as the Secretary of State's Principal Intelligence Advisor and as the Head of the Intelligence Community Element (HOICE) at the Department.

As they engage with IC counterparts, Department policymakers and Chiefs of Mission frequently reach back to INR for its expertise and commitment to timely and objective intelligence. INR operates under a global mandate, covering issues complementary to the Department's diplomatic mission and supporting policy bureaus. The intelligence and information requirements of INR's policy clients reflect current realities and anticipatory concerns that include countering China's pernicious influence, Russia's unprecedented aggressive actions, climate and health security, cyber espionage and attacks, the development and deployment of emerging technologies, economic threats and illicit financing, and weaponized disinformation. INR remains a key contributor to all IC production, including National Intelligence Estimates and the President's Daily Brief (PDB) – products vital to the Secretary and senior Department officials in making informed policy decisions. Additionally, the bureau leads the U.S. Government in foreign opinion research and analysis that provides host nation insight and sentiment towards U.S. policy. To improve understanding of issues and the quality of intelligence products, the Bureau regularly brings INR analysts and policymakers together with outside experts from the private sector, academia, and non-governmental organizations in outreach events for open learning and collaboration opportunities.

INR is the nexus for intelligence policy and coordination between the Department of State and the IC. Within the Department, INR manages policy reviews of sensitive intelligence, cyber activities, counterintelligence, and law enforcement activities to ensure they are consistent with foreign policy interests. INR conducts reviews of the IC's intelligence collection resource taskings and the management of the IC's overseas presence. Notably, INR

## BUREAU OF INTELLIGENCE AND RESEARCH

represents the State Department's interests in the formulation of intelligence policy by ODNI and by other elements of the IC.

In alignment with the State Department-USAID Joint Strategic Plan (JSP), INR's activities directly support the Department's mission to renew U.S. leadership to address global challenges, strengthen democratic institutions, and revitalize the diplomatic workforce and institutions. As a member of the IC, INR aligns its priorities to the National Security and Intelligence Strategies, including the DNI's Consolidated Intelligence Guidance (CIG). Combined, these strategies inform and drive INR's mission to empower diplomacy through intelligence.

---

### BUREAU STRATEGIC GOALS

---

1. Provide policymakers with timely, relevant, objective intelligence and information to provide decision-advantage and support and enable U.S. diplomacy.
2. Coordinate all intelligence policy-related matters and operational activities to ensure they support U.S. foreign policy, and coordinate Departmental support to, and engagement with, the Intelligence Community (IC).
3. Ensure INR's IT systems, content management sites, and data are modernized and protected; and leverage Department and IC capabilities to promote secure and accessible information sharing for all staff and internal and external clients.
4. Manage efficiently INR personnel and non-personnel resources to anticipate tomorrow's robust and complex intelligence requirements.

To view more of the bureau strategy, please visit <https://www.state.gov/functional-bureau-strategies/>.

---

### JUSTIFICATION OF REQUEST

---

The FY 2024 request for INR Diplomatic Programs Program Operations is \$92.4 million, which is an increase of \$8.5 million above the FY 2023 Adjusted Enacted level and includes funding for an additional 10 positions. The investments in this Request support overriding priorities to renew U.S. leadership, strengthen democratic institutions, invest in technology and cybersecurity, and revitalize the diplomatic workforce and institutions.

The Department's Joint Strategic Plan and INR's Functional Bureau Strategy both include cross-cutting priorities to which this Request responds. The People's Republic of China's strategic efforts to alter the balance of global power and ongoing Russian aggression both require unwavering diplomatic engagement empowered by insightful intelligence analysis, policy coordination, and oversight to ensure intelligence operations and activities support U.S. foreign policy. Simultaneously, climate, health security, and humanitarian issues are growing priorities for policymakers, requiring a rebalancing of intelligence resources to focus on these rapidly evolving critical issues. Responding effectively to policymakers' quickly changing needs will require an exceptional cadre of intelligence professionals. INR's Diversity, Equity, Inclusion, and Accessibility (DEIA) efforts will build and develop a diverse and highly skilled workforce to meet future challenges. Finally, INR's digital modernization initiative delivers on the imperative to provide our workforce, along with U.S. diplomats around the world, with the information and intelligence analysis to empower diplomacy and strengthen cybersecurity across INR's Top Secret/Sensitive Compartmented Information (TS/SCI) environment.

For FY 2024, current services adjustments include the 2024 American Pay Raise, the annualization of the 2023 American Pay Raise, and the annualization of recently added positions. The current services adjustments also include an operational level adjustment for \$3.2 million from the A Bureau to INR for Real Property Working Capital Fund (WCF). The Facility/Real Property Management Cost Center will consolidate funds from all

## BUREAU OF INTELLIGENCE AND RESEARCH

Department sources for domestic Department real property. Newly proposed for FY 2024, it would charge customers for operations and maintenance (O&M), enterprise-level maintenance and repairs (M&R), rent, costs that are incurred because of atypical use of domestic building spaces, and indirect costs of facilities management and real property management.

At the FY 2024 request level, INR will ensure the Secretary of State and the Department's diplomats and senior policy makers have the intelligence all-source analysis, oversight, and support they need to advance U.S. foreign policy. INR will achieve these objectives by investing in the following key priorities:

- Digital Transformation and Cybersecurity
- Executive Direction and Policy Support
- Strategic Intelligence Analysis
- Supply Chain Risk Management

### **Digital Transformation: \$777,000 for four positions**

INR is prioritizing technology to better serve its customers and workforce, reinventing how it uses technology to drive mission and business imperatives and transform the digital enterprise. In the cybersecurity sphere, INR will strengthen how it safeguards and defends the Department's TS/SCI fabric.

This Request includes additional technical positions with a full range of skills and expertise required to support larger strategic activities such as dedicated customer communications, data management, cloud migration, and implementation of development, security, and operations (DevSecOps). Specifically, these positions will: 1) enable seamless and secure movement of data across domains; 2) integrate (DevSecOps) into the development and sustainment lifecycle; 3) redesign mission and business processes to better leverage business capabilities and technology innovation; and 4) modernize the network infrastructure and rearchitect classified computing environments for the field to be more modern, flexible, accessible, and secure.

### **Executive Direction and Policy Support: \$194,000 for one position**

Additional resources are requested to utilize large volumes of data more effectively both in support of business analytics and management functions and for all-source intelligence analysis. The Request includes an increase of a Data Science and Visualization Manager position to develop and implement robust data capacities to inform strategic planning, management controls, financial management, project management, risk management, and security.

Moreover, as then-Deputy Secretary for Management and Resource McKeon advocated during the Department's 2022 Data Day, data is a strategic asset. INR is working to advance and institutionalize bureau-wide the use of data science and visualization to support critical business and analytic functions, but additional resources with new skills in data science are necessary to effectively achieve this goal.

Given its status as an element of both the Department and the IC, INR routinely finds itself stretched between competing data requirements. To best respond to both sets of institutional demands, INR is committed to assembling and managing new, modern, and secure data systems supported internally through a data science expert equipped with the requisite clearances. An individual with these skills will enhance how INR uses data to optimize business analytics and lead to better and more efficient business and resource management decisions, while empowering INR analysts with new data sets to produce the best analysis possible in support of U.S. diplomats and policymakers.

## **BUREAU OF INTELLIGENCE AND RESEARCH**

### **Intelligence Policy Coordination (IPC): \$582,000 for three positions, including one for Policy Coordination Support and two for Intelligence Operations and Oversight**

INR oversees all coordination between the Department of State and the IC regarding intelligence activities to ensure intelligence operations support and are informed by U.S. foreign policy objectives. Within the Department, INR coordinates policy review of all covert action, sensitive intelligence, cyber activities, counterintelligence, and law enforcement activities to ensure they are consistent with foreign policy interests. INR serves as the focal point for intelligence information sharing and policy. INR represents the Department's interests in the formulation of intelligence policy by the Office of the Director of National Intelligence (ODNI) and by other elements of the IC. Moreover, the intelligence oversight committees have urged INR to play a more central role in overseeing and providing independent assessments to Departmental leadership regarding the impact and effectiveness of sensitive intelligence activities to better inform foreign policy decisions.

#### **Policy Coordination Support**

As witnessed in the run-up to Russia's further invasion of Ukraine in early 2022, there is immense value in strategically downgrading or declassifying intelligence to support and inform diplomatic engagements. INR serves as the central point of contact for facilitating such requests on behalf of the Department of State. INR provides policy coordination service supporting all Department policy bureaus, IC agencies, and Department of Defense (DoD) commands with cleared information rooted in technical disclosure and release protocols. The pace and volume of INR's coordination activities is unique but lacks a stable foundation or U.S. direct hire personnel with appropriate expertise. Due to the urgency of sharing requests and the requirement to protect policymakers and prevent unauthorized disclosures, staffing imbalances create an unacceptable risk. Given the expectation that sharing requests will persist with a steep upward trajectory, additional support is required.

#### **Intelligence Operations and Oversight**

Providing foreign policy oversight of sensitive U.S. intelligence operations and activities is imperative to ensure such activities are conducted consistent with Departmental priorities and that the Secretary and other Departmental leaders have an opportunity to weigh in and provide views to the IC and the White House on the efficacy of such operations. INR is the focal point for the Department on coordinating such matters with the IC and the White House/NSC. Additionally, the bureau observes increased demand for joint foreign policy oversight and intelligence coordination at overseas posts. Failure to provide the necessary oversight can jeopardize non-IC activities and engagements, thus limiting the ability of diplomats to advance stated foreign policy objectives. The Intelligence Committees in Congress have pushed INR to get more involved in this space in recent years.

### **Strategic Intelligence Analysis: \$890,000 for programming and two positions, including one position for Analytic Production and the other for Geospatial Cartography**

INR provides daily, all-source intelligence analysis on national security issues in support of U.S. foreign policy and diplomatic operations. INR analysts and officers provide support to policy makers with in-depth analyses, briefings, commentaries, mapping, and graphics. With thousands of written intelligence products every year and growing demands among policy clients for aggregation of data and analysis in increasingly truncated timeframes, INR must pre-position to address the demand for anticipatory intelligence.

# **BUREAU OF INTELLIGENCE AND RESEARCH**

## **Office of the Geographer and Global Issues (GGI)**

America's foreign policy apparatus requires the best location information to guide policymaking, peace negotiations, overseas operations, and global security responses. In this connection, the Request includes an increase of \$200,000 for support to geospatial analysis as mandated by law. This includes contractual support for the Geospatial Data Act, a Geographic Information System (GIS) architect position, and maintenance for the BASE (Boundaries and Sovereignty Encyclopedia) application, which enables GGI to meet its core mission. Contract staff are also needed to support the core missions of the office to modernize and support efforts to implement enterprise geospatial analysis, visualization, and geospatial data. This effort aligns with Departmental goals for strengthening data analysis and visualization and Department compliance with the Geospatial Data Act of 2018.

## **Office of Opinion Research (OPN)**

In addition, the Request includes a \$300,000 increase for OPN, whose products are in increasingly high demand by senior policymakers, up to and including the Secretary of State and the President. The increase will fund growing research costs, significant shifts in market research methodologies worldwide, expanding client demand for metrics and information on malign foreign influence, and the return to complete staffing levels after years of hiring freezes. This increase will directly support INR's mission to provide independent, timely, and objective all-source analysis to policymakers regarding foreign public perceptions of U.S. policy and the impact of disinformation and malign influence in foreign audiences.

## **Analytic Production**

INR production management is the engine for INR's core analytic products and consists of a complex, multi-tiered process requiring critical skills in technical editing, web management, graphics and visualization that is wholly unique to the Department of State. INR has an urgent need to upgrade and increase capacity in this area to ensure compliance with standards established through IC Directives 203 and 206. As INR intelligence production grows, it must keep pace with the complex editorial demands to ensure timely dissemination to policymakers while maintaining the integrity for which INR intelligence analysis is known.

## **Geospatial Cartographer (Web)**

As the institutional home of the U.S. Geographer and Senior Agency Official for Geospatial Information, INR must maintain a functional specialty in the design of interactive web maps and digital products. With increased demand for map products delivered digitally, there is a corresponding need for support to facilitate the rapid update to the underlying data. The Request includes a position to support these requirements along with advancements in web-based mapping applications and continued support for the IRM managed GeoState platform.



## BUREAU OF INTELLIGENCE AND RESEARCH

### Supply Chain Risk Management (SCRM): \$600,000

Both the Intelligence Community and the Department have a requirement to acquire services and software for the implementation and delivery of robust supplier and network assessments and analysis to advance its risk awareness and management capabilities. Supply chain networks are vast and include entities and actors that contribute to the production, transportation, and distribution of goods or services. These networks are even more complicated for an organization with an expansive global footprint such as the Department of State. To extend supply chain risk management capabilities to the scale and quality required by DOS, the Department must acquire advanced SCRM services and software capable of incorporating vast amounts of data and producing similarly high volumes of outputs for the Department.

### *Detailed Resource Summary*

Bureau of Intelligence and Research (INR)	Positions					Funds (\$ in thousands)		
	American			FSN	Pos Total	Bureau Managed	American Salaries	Funds Total
	CS	FS Dom	Overseas					
FY 2022 Actual <sup>1</sup>	301	70	-	-	371	24,275	52,923	77,198
FY 2023 Adjusted Enacted	301	70	-	-	371	26,597	57,228	83,825
FY 2024 Built-in Changes								
Annualization of 2023 American Pay Raise	-	-	-	-	-	-	467	467
Annualization of New Positions	-	-	-	-	-	-	619	619
2024 American Pay Raise	-	-	-	-	-	16	1,186	1,202
Real Property WCF Adjustment	-	-	-	-	-	3,206	-	3,206
Total Built-in Changes	-	-	-	-	-	3,222	2,272	5,494
FY 2024 Current Services	301	70	-	-	371	29,819	59,500	89,319
FY 2024 Program Changes								
Supply Chain Risk Management Capabilities	-	-	-	-	-	600	-	600
Digital Transformation and Cybersecurity	4	-	-	-	4	329	448	777
Strategic Intelligence Analysis	2	-	-	-	2	666	224	890
Intelligence Policy Coordination	3	-	-	-	3	246	336	582
Executive Direction and Policy Support	1	-	-	-	1	82	112	194
Total Program Changes	10	-	-	-	10	1,923	1,120	3,043
FY 2024 Request	311	70	-	-	381	31,742	60,620	92,362

<sup>1</sup> FY 2022 Civil Service FTEs reflects the final staffing increase of 13 positions.

# BUREAU OF INTELLIGENCE AND RESEARCH

## *Staff and Funds by Domestic Organization Units*

(\$ in thousands)

Bureau of Intelligence and Research (INR)	FY 2022 Actual			FY 2023 Enacted			FY 2024 Request			Increase/Decrease		
	Am	FSN	Funds	Am	FSN	Funds	Am	FSN	Funds	Am	FSN	Funds
Assistant Secretary for Intelligence & Research	11	-	1,797	11	-	1,947	11	-	2,101	-	-	154
Deputy Assistant Secretary for Analysis and Information Management	9	-	1,486	9	-	1,610	10	-	1,741	1	-	131
Deputy Assistant Secretary for Intelligence Policy and Coordination	2	-	315	2	-	341	2	-	364	-	-	23
INR Watch (INR/WATCH)	21	-	3,014	21	-	3,261	21	-	3,478	-	-	217
Intelligence Policy and Information Sharing Center (INR/PSC)	5	-	868	5	-	941	6	-	1,011	1	-	70
Office of Analysis for Africa (INR/AF)	13	-	2,041	13	-	2,210	13	-	2,368	-	-	158
Office of Analysis for East Asia & Pacific	23	-	3,444	23	-	3,729	23	-	3,998	-	-	269
Office of Analysis for Europe (INR/EUR)	18	-	2,563	18	-	2,773	18	-	2,956	-	-	183
Office of Analysis for Near Eastern Affairs	17	-	2,552	17	-	2,762	17	-	2,944	-	-	182
Office of Analysis for Russia and Eurasia	20	-	2,988	20	-	3,233	20	-	3,444	-	-	211
Office of Analysis for South Asia (INR/SA)	8	-	1,151	8	-	1,247	8	-	1,342	-	-	95
Office of Analysis for Terrorism, Narcotics and Crime	18	-	2,613	18	-	2,829	18	-	3,026	-	-	197
Office of Analysis for Western Hemisphere Affairs (INR/WHA)	12	-	1,817	12	-	1,966	12	-	2,098	-	-	132
Office of Analytic Outreach (INR/AO)	11	-	1,641	11	-	1,776	11	-	1,904	-	-	128
Office of Consular and Management Liaison (INR/CML)	-	-	24	-	-	26	-	-	31	-	-	5
Office of Cyber Affairs (INR/CYBER)	11	-	2,001	11	-	2,169	11	-	2,341	-	-	172
Office of Economic Analysis	24	-	4,242	24	-	4,895	24	-	5,265	-	-	370
Office of Intelligence Operations (INR/OPS)	13	-	2,162	13	-	2,343	15	-	2,532	2	-	189
Office of Opinion Research (INR/OPN)	31	-	8,585	31	-	9,347	31	-	10,552	-	-	1,205
Office of Strategic, Proliferation and Military Issues	26	-	3,768	26	-	4,078	26	-	4,354	-	-	276
Office of Technical Collection Affairs (INR/TCA)	10	-	1,620	10	-	1,755	10	-	1,894	-	-	139
Office of the Executive Director	25	-	7,025	25	-	7,339	26	-	8,221	1	-	882

## BUREAU OF INTELLIGENCE AND RESEARCH

Bureau of Intelligence and Research (INR)	FY 2022 Actual			FY 2023 Enacted			FY 2024 Request			Increase/ Decrease		
	Am	FSN	Funds	Am	FSN	Funds	Am	FSN	Funds	Am	FSN	Funds
Office of the Geographer and Global Issues	24	-	4,439	24	-	4,814	25	-	5,243	1	-	429
Principal DAS for Intelligence & Research	4	-	594	4	-	643	4	-	685	-	-	42
Technology and Innovation Office (INR/TIO)	15	-	14,448	15	-	15,791	19	-	18,469	4	-	2,678
<b>Total</b>	<b>371</b>	<b>-</b>	<b>77,198</b>	<b>371</b>	<b>-</b>	<b>83,825</b>	<b>381</b>	<b>-</b>	<b>92,362</b>	<b>10</b>	<b>-</b>	<b>8,537</b>

### *Funds by Object Class*

(\$ in thousands)

Bureau of Intelligence and Research (INR)	FY 2022 Actual	FY 2023 Adjusted Enacted	FY 2024 Request	Increase/ Decrease
1100 Personnel Compensation	39,892	43,180	45,792	2,612
1200 Personnel Benefits	13,834	15,001	15,967	966
2100 Travel & Trans of Persons	1,300	1,300	1,400	100
2300 Rents, Comm & Utilities	1,292	1,301	2,025	724
2400 Printing & Reproduction	300	325	400	75
2500 Other Services	15,293	17,063	18,376	1,313
2600 Supplies and Materials	2,260	2,490	3,476	986
3100 Personal Property	3,027	3,165	4,926	1,761
<b>Total</b>	<b>77,198</b>	<b>83,825</b>	<b>92,362</b>	<b>8,537</b>

# BUREAU OF INTERNATIONAL RELIGIOUS FREEDOM

## *Resource Summary*

(\$ in thousands)

Bureau of International Religious Freedom (IRF)	FY 2022 Actual	FY 2023 Adjusted Enacted	FY 2024 Request	Change from FY 2023 Adjusted Enacted
International Religious Freedom	10,184	11,301	11,417	116
Positions	33	33	33	-

---

---

## WHO WE ARE & WHY IT MATTERS

---

---

The Office of International Religious Freedom (IRF) promotes and defends the ability of every person in the world to live in accordance with their conscience. Established by Congressional statute, IRF is guided by the principles enshrined in the First Amendment as well as in Article 18 of the Universal Declaration of Human Rights and Article 18 of the International Covenant on Civil and Political Rights: that individuals are free to believe or not believe, to change their beliefs, speak about their beliefs, and to manifest their beliefs through teaching, practice, worship, and observance. This includes the rights of individuals marginalized based on other identities and the ability of those individuals to be free from religion if they so choose. While driven by American values, these efforts represent a vital national security imperative. The absence of religious freedom weakens social cohesion and alienates citizens from their government, in turn fomenting inequality, resentment, and unrest. Conversely, expanding respect for freedom of religion or belief and related rights (such as peaceful assembly, freedom of association, and freedom of expression) fosters political stability, economic growth, and human security.

IRF liaises extensively with domestic and international civil society – including religious groups and secular rights advocacy organizations –to understand their circumstances, and to ensure their views and recommendations are effectively incorporated into U.S. foreign policy. IRF also leads the Department’s work to strategically engage religious actors and communities to advance foreign policy objectives such as global health, peace, and security. IRF accomplishes its mission by engaging in public, private, bilateral, international, and multi-stakeholder diplomacy; and supporting the work of religious freedom defenders, faith leaders and members of communities of faith or non-belief, and faith-based organizations; and messaging solidarity with and standing publicly for the rights of individuals marginalized and persecuted on account of their religion or beliefs. Within the State Department and the U.S. government, IRF also leads in direct engagement, cross-cutting collaboration, and awareness raising of the value of effectively partnering with religious actors in the course of diplomatic outreach and activities, to advance shared objectives in U.S. foreign policy.

---

---

## BUREAU STRATEGIC GOALS

---

---

1. More governments fully respect freedom of religion or belief, including non-belief, as part of inclusive, equitable, and rights-respecting societies.
2. The U.S. government achieves policy goals more effectively through expanded, diverse, and dynamic partnerships with the broadest range of civil society, with equal and meaningful inclusion of faith actors.
3. Build and equip a more diverse, inclusive, resilient, and dynamic workforce empowered with the resources and support needed to foster growth and success.
4. Ensure accountability to the American taxpayer.

## BUREAU OF INTERNATIONAL RELIGIOUS FREEDOM

To view more of the bureau strategy, please visit <https://www.state.gov/functional-bureau-strategies/>.

### JUSTIFICATION OF REQUEST

The FY 2024 Request is \$11.4 million, a \$116,000 increase above the FY 2023 Adjusted Enacted. The FY 2024 funding includes several key initiatives to bolster the Administration's efforts to defend democracy, the rule of law, and the equal rights of all people, working hand-in-hand with our allies and partners and through strategic engagement of – and partnership with – religious actors, organizations, and institutions as part of equal and broader civil society outreach to achieve U.S. foreign policy objectives.

The FY 2024 Request also enhances the office's legally mandated activities, including production of the annual International Religious Freedom Reports, the annual Religious Freedom designations, mandatory religious freedom training for all Foreign Service officers and other employees, and the implementation of religious freedom-focused visa sanctions/ineligibilities. The Request also aims to advance IRF's strategic priorities, including its advocacy and diplomacy to promote and defend religious freedom for all, raising global awareness and building a diverse coalition of civil society partners to advocate on this issue, empowering likeminded governments to advance religious freedom alongside the United States, and strategically engaging religious actors and communities (along with other civil society) to advance the full array of U.S. foreign policy objectives.

### *Detailed Resource Summary*

International Religious Freedom (IRF)	Positions					Funds (\$ in thousands)		
	American			FSN	Pos Total	Bureau Managed	American Salaries	Funds Total
	CS	FS Dom	Overseas					
FY 2022 Actual	26	7	-	-	33	5,006	5,178	10,184
FY 2023 Adjusted Enacted	26	7	-	-	33	5,562	5,739	11,301
FY 2024 Built-in Changes								
Annualization of 2023 American Pay Raise	-	-	-	-	-	-	42	42
2024 American Pay Raise	-	-	-	-	-	-	74	74
Total Built-in Changes	-	-	-	-	-	-	116	116
FY 2024 Current Services	26	7	-	-	33	5,562	5,855	11,417
FY 2024 Request	26	7	-	-	33	5,562	5,855	11,417

## BUREAU OF INTERNATIONAL RELIGIOUS FREEDOM

### *Staff and Funds by Domestic Organization Units*

(\$ in thousands)

International Religious Freedom (IRF)	FY 2022 Actual			FY 2023 Adjusted Enacted			FY 2024 Request			Increase/ Decrease		
	Am	FSN	Funds	Am	FSN	Funds	Am	FSN	Funds	Am	FSN	Funds
Office of International Religious Freedom	33	-	10,184	33	-	11,301	33	-	11,417	-	-	116
<b>Total</b>	<b>33</b>	<b>-</b>	<b>10,184</b>	<b>33</b>	<b>-</b>	<b>11,301</b>	<b>33</b>	<b>-</b>	<b>11,417</b>	<b>-</b>	<b>-</b>	<b>116</b>

### *Funds by Object Class*

(\$ in thousands)

International Religious Freedom (IRF)	FY 2022 Actual	FY 2023 Adjusted Enacted	FY 2024 Request	Increase/ Decrease
1100 Personnel Compensation	5,473	6,144	6,233	89
1200 Personnel Benefits	908	931	958	27
2100 Travel & Trans of Persons	248	276	276	-
2300 Rents, Comm & Utilities	46	51	51	-
2400 Printing & Reproduction	7	8	8	-
2500 Other Services	3,481	3,868	3,868	-
2600 Supplies and Materials	21	23	23	-
<b>Total</b>	<b>10,184</b>	<b>11,301</b>	<b>11,417</b>	<b>116</b>

# INTERNATIONAL SECURITY AND NONPROLIFERATION

## *Resource Summary*

(\$ in thousands)

International Security and Nonproliferation (ISN)	FY 2022 Actual	FY 2023 Adjusted Enacted	FY 2024 Request	Change from FY 2023 Adjusted Enacted
International Security and Nonproliferation	53,650	57,628	61,919	4,291
Positions	247	247	250	3

---

## WHO WE ARE & WHY IT MATTERS

---

The National Security Strategy declares that “nuclear, chemical, and biological weapons proliferation is a vitally important and enduring global challenge, requiring sustained collaboration to prevent the spread of WMD and fissile material, their means of delivery, and enabling technologies.” The Bureau of International Security and Nonproliferation (ISN) leads the Department’s efforts to prevent, disrupt, and even roll back the spread of: nuclear, biological, chemical, or radiological weapons of mass destruction (WMD); their delivery systems; destabilizing conventional weapons; and related dual-use technologies. Complementing these endeavors, ISN uses its diplomatic and programmatic tools in working with like-minded partners to: strengthen global proliferation norms and institutions; address Chinese and Russian strategic competition; counter Iranian and North Korean activities of proliferation concern; and respond to WMD-related proliferation and terrorism threats.

ISN works with partners around the world to strengthen the Biological Weapons Convention (BWC), the Nuclear Non-Proliferation Treaty (NPT), and the four multilateral export control regimes. ISN also helps ensure that the International Atomic Energy Agency (IAEA) has the resources it requires to carry out missions important to U.S. national security.

ISN chairs interagency working groups that review information on proliferation-related activities and take action to stop transfers that pose risks. To complement these efforts, ISN helps countries develop capabilities to interdict specific shipments of proliferation concern and to implement and enforce sanctions on entities that engage in proliferation. In addition, ISN works to strengthen the Proliferation Security Initiative, and the Bureau supports international implementation of UN Security Council Resolution 1540.

ISN negotiates bilateral peaceful nuclear cooperation agreements that allow nuclear commerce between the United States and partner countries while promoting the safe, secure, and safeguarded use of nuclear power. ISN efforts protect critical U.S. technologies and infrastructure and help control the transfer of sensitive technologies. In addition, the Bureau’s work promotes a level playing field for U.S. companies through: specialized assistance with the export licensing process; diplomatic outreach to the private sector and industry groups; visa screening; and the provision of support to the Committee on Foreign Investment in the United States (CFIUS) process.

---

## BUREAU STRATEGIC GOALS

---

1. Strengthen Global Nonproliferation Norms.
2. Counter Biological Threats to U.S. National Security and International Public Safety.
3. Advance U.S. Strategic Interests and Protect Against Threats from the PRC and Russia.

## INTERNATIONAL SECURITY AND NONPROLIFERATION

4. Prevent and Respond to Proliferation of WMD, Missiles, and Destabilizing Conventional Weapons and Technologies.

To view more of the bureau strategy, please visit <https://www.state.gov/functional-bureau-strategies/>.

---

### JUSTIFICATION OF REQUEST

---

The FY 2024 Request is \$61.9 million, an increase of \$4.3 million above the FY 2023 Adjusted Enacted level. The increase includes: \$1.1 million for the 2024 pay increase and annualization of the 2023 pay increase; \$1.8 million for the Real Property WCF; \$636,000 for the Information Technology (IT) WCF; \$100,000 in support for the Association of Southeast Asian Nations (ASEAN) Regional Forum Intersessional Meeting; and \$582,000 for three new positions.

Beginning in FY 2024, the additional funding for the IT WCF will be used to support recurring connectivity and service cost increases, as defined by the Department's Bureau of Information Resource Management's (IRM). Using the details of a new fee structure, the implementation plan for IT WCF Program Modernization, and service usage analysis, ISN arrived at the funding increase required to address the costs of operating both OpenNet and ClassNet-connected devices, and as well as the required associated services.

Approximately one-half of ISN's bureau-managed funds support the Bureau's operating expenses and treaty assessments. The remaining half covers the expenses of the Office of the Executive Director (EX), which provides human resources, resource management, general services, and information technology services for all three bureaus under the Under Secretary of State for Arms Control and International Security (T); the T family's component elements are the Bureau of International Security and Nonproliferation (ISN), Bureau of Political-Military Affairs (PM), and Bureau of Arms Control, Verification and Compliance (AVC).

The FY 2024 Request includes a \$100,000 one-time increase related to the ASEAN Regional Forum Intersessional Meeting. In accordance with the Indo-Pacific Strategy, ISN has increased its focus on engagement with ASEAN, primarily through the ASEAN Regional Forum and its intersessional meetings on nonproliferation and disarmament. ISN agreed to co-chair three intersessional meetings with Thailand and Sri Lanka during fiscal years 2022, 2023, and 2024, with each country hosting one meeting. The Department seeks to host the 2024 intersessional meeting, and the FY 2024 funding will support ISN's efforts in securing a conference site and assorted conference supplies. It is important that the United States shows leadership, and the funding will help demonstrate its commitment to the region.

The FY 2024 Request also includes \$582,000 for three positions, including a:

- Diversity, Equity, Inclusion, and Accessibility (DEIA) Senior Advisor. The position will serve as the DEIA Senior Advisor for T family, coordinating and ensuring consistent DEIA efforts across those bureaus;
- Cyber Security Expert for EX's Technology Division. The position will enhance protection for the T family systems' networks, programs, devices, and data from the increasing numbers of cyber-attacks, with a primary focus on the unauthorized exploitation of systems, networks, and technologies; and,
- Data Analytics Budget Analyst for EX's Resource Management Division. This position will help address the need for Data Analytics in the T-family and provide analytical research for the T family's growing mission.



# INTERNATIONAL SECURITY AND NONPROLIFERATION

## *Detailed Resource Summary*

International Security and Nonproliferation (ISN)	Positions					Funds (\$ in thousands)		
	CS	American FS Dom	Overseas	FSN	Pos Total	Bureau Managed	American Salaries	Funds Total
FY 2022 Actual	225	21	1	-	247	17,193	36,457	53,650
FY 2023 Adjusted Enacted	225	21	1	-	247	18,523	39,105	57,628
FY 2024 Built-in Changes								
Annualization of 2023 American Pay Raise	-	-	-	-	-	-	324	324
2024 American Pay Raise	-	-	-	-	-	21	781	802
Real Property WCF Adjustment	-	-	-	-	-	1,847	-	1,847
Total Built-in Changes	-	-	-	-	-	1,868	1,105	2,973
FY 2024 Current Services	225	21	1	-	247	20,391	40,210	60,601
FY 2024 Program Changes								
IT Working Capital Fund (WCF) Connectivity and Service Cost Increases based upon IRM Charges	-	-	-	-	-	636	-	636
ASEAN Regional Forum Intersessional Meeting	-	-	-	-	-	100	-	100
Diversity, Equity, and Inclusion (DE&I) Senior Advisor - New FTE	1	-	-	-	1	82	112	194
Technology Division Cyber Security Expert - New FTE	1	-	-	-	1	82	112	194
EX/RM Data Analytics Budget Analyst (Data Scientist) - New FTE	1	-	-	-	1	82	112	194
Total Program Changes	3	-	-	-	3	982	336	1,318
FY 2024 Request	228	21	1	-	250	21,373	40,546	61,919

## *Staff and Funds by Domestic Organization Units*

(\$ in thousands)

International Security and Nonproliferation (ISN)	FY 2022 Actual			FY 2023 Adjusted Enacted			FY 2024 Request			Increase/Decrease		
	Am	FSN	Funds	Am	FSN	Funds	Am	FSN	Funds	Am	FSN	Funds
Biological Policy Staff	9	-	1,973	9	-	2,104	9	-	2,195	-	-	91
Conventional Arms Threat Reduction	23	-	4,690	23	-	5,023	23	-	5,346	-	-	323
Cooperative Threat Reduction	12	-	2,005	12	-	2,182	12	-	2,360	-	-	178
Coordinator for Threat Reduction	2	-	389	2	-	414	2	-	438	-	-	24
Counterproliferation Initiatives	22	-	3,822	22	-	4,097	22	-	4,462	-	-	365

## INTERNATIONAL SECURITY AND NONPROLIFERATION

International Security and Nonproliferation (ISN)	FY 2022 Actual			FY 2023 Adjusted Enacted			FY 2024 Request			Increase/ Decrease		
	Am	FSN	Funds	Am	FSN	Funds	Am	FSN	Funds	Am	FSN	Funds
DAS for International Security and Nonproliferation Programs	2	-	364	2	-	389	2	-	413	-	-	24
Deputy Assistant Secretary for International Security Policy	2	-	197	2	-	208	2	-	222	-	-	14
Deputy Assistant Secretary for Nonproliferation Policy	1	-	364	1	-	389	1	-	413	-	-	24
Export Control Cooperation	16	-	2,673	16	-	2,910	16	-	3,160	-	-	250
General Services Division	7	-	1,678	7	-	1,774	7	-	1,873	-	-	99
Human Resource Division	14	-	2,844	14	-	3,046	14	-	3,244	-	-	198
IAEA-UNVIE	1	-	172	1	-	184	1	-	191	-	-	7
Missile, Biological, and Chemical Nonproliferation	13	-	2,332	13	-	2,524	13	-	2,717	-	-	193
Multinational Nuclear & Security Affairs	13	-	2,862	13	-	3,049	13	-	3,232	-	-	183
Nonproliferation & Disarmament Fund	8	-	1,338	8	-	1,454	8	-	1,569	-	-	115
Nuclear Energy, Safety and Security	16	-	2,823	16	-	3,060	16	-	3,304	-	-	244
Office of Assistant Secretary	7	-	1,998	7	-	2,094	7	-	2,193	-	-	99
Office of Competitive Strategies	4	-	691	4	-	747	4	-	805	-	-	58
Office of Congressional and Public Affairs	7	-	1,183	7	-	1,284	7	-	1,333	-	-	49
Office of Policy Coordination	15	-	2,627	15	-	2,849	15	-	3,173	-	-	324
Office of the Executive Director	4	-	1,376	4	-	1,427	5	-	1,691	1	-	264
PDAS for International Security and Nonproliferation, Policy, Programs, & PA	3	-	556	3	-	597	3	-	643	-	-	46
Resource Management Division	15	-	2,806	15	-	3,028	16	-	3,460	1	-	432
Special Representative for Nuclear Nonproliferation	1	-	222	1	-	233	1	-	247	-	-	14
Technology Division	14	-	8,862	14	-	9,522	15	-	9,965	1	-	443
WMD/Terrorism	16	-	2,803	16	-	3,040	16	-	3,270	-	-	230
<b>Total</b>	<b>247</b>	<b>-</b>	<b>53,650</b>	<b>247</b>	<b>-</b>	<b>57,628</b>	<b>250</b>	<b>-</b>	<b>61,919</b>	<b>3</b>	<b>-</b>	<b>4,291</b>

### *Funds by Object Class*

(\$ in thousands)

International Security and Nonproliferation (ISN)	FY 2022 Actual	FY 2023 Adjusted Enacted	FY 2024 Request	Increase/ Decrease
1100 Personnel Compensation	28,540	30,562	31,679	1,117
1200 Personnel Benefits	9,216	9,882	10,247	365
2100 Travel & Trans of Persons	1,681	2,100	2,100	-

## INTERNATIONAL SECURITY AND NONPROLIFERATION

International Security and Nonproliferation (ISN)	FY 2022 Actual	FY 2023 Adjusted Enacted	FY 2024 Request	Increase/ Decrease
2300 Rents, Comm & Utilities	1,046	1,077	3,560	2,483
2400 Printing & Reproduction	95	98	100	2
2500 Other Services	10,781	11,603	11,912	309
2600 Supplies and Materials	340	350	360	10
3100 Personal Property	150	155	160	5
4100 Grants, Subsidies & Contributions	1,801	1,801	1,801	-
<b>Total</b>	<b>53,650</b>	<b>57,628</b>	<b>61,919</b>	<b>4,291</b>

## OFFICE OF THE LEGAL ADVISER

### *Resource Summary*

(\$ in thousands)

Office of the Legal Adviser (L)	FY 2022 Actual	FY 2023 Adjusted Enacted	FY 2024 Request	Change from FY2023 Adjusted Enacted
Office of the Legal Adviser	60,256	61,460	69,035	7,575
Positions	297	297	297	-

---

### WHO WE ARE & WHY IT MATTERS

---

The Office of the Legal Adviser (L) advises and represents the Department on all international and domestic legal policy issues related to U.S. foreign policy and the work of the Department. L is staffed by outstanding attorneys selected through one of the most competitive hiring processes among federal general counsel's offices. L provides critical support for U.S. Government foreign policies worldwide. The Bureau is a key component of efforts to fight international terrorism and other threats to U.S. security; helps promote U.S. economic and trade interests in U.S. foreign affairs; and helps ameliorate and resolve political and humanitarian crises around the globe. L is instrumental in other important areas, including: environmental issues; pandemic response; nonproliferation; refugee and migration issues; law enforcement; advancing international cooperation in space; and the promotion of international humanitarian law, international human rights law, and the rule of law.

Across these areas, L advises clients on legal risks and implications from the earliest stages of policymaking through implementation, helping develop the broadest possible range of legally available options to accomplish Department foreign policy goals. L's involvement in these processes minimizes litigation risk, enhances the U.S. reputation as a world leader, and ensures that our actions and policies in these complex areas comply with applicable domestic and international law.

L is an essential partner in supporting the Department's management by providing legal advice on a wide range of matters, including: the expenditure of operating funds; the provision of consular services; passport and visa operations and border security; buildings and acquisitions; U.S. diplomatic and consular operations abroad, including protection of U.S. personnel; security of personnel and information technology; privileges and immunities; domestic and foreign litigation; ethics and financial disclosure; and information law. L advises on matters that are essential to successful transitions within the Department, including on delegations of authority, employment law (Civil Service, Foreign Service, and Locally Employed Staff) and other management-related issues. L is also responsible for defending and representing the United States before international bodies, such as arbitrations under the North American Free Trade Agreement and cases before the International Court of Justice. In addition, L advises on litigation in U.S. courts, including a number of Supreme Court cases, concerning Department activities or foreign policy or international law questions.

In furtherance of the Department's priorities, L engages in a variety of activities including, but not limited to: supporting Executive Branch efforts to counter malign activities by other States; developing effective legal frameworks to deal with health and pandemic response issues; providing legal support for the U.S. government's ongoing efforts related to Russia and China; conducting extraditions; assisting in the acquisition of diplomatic and consular properties; advancing international economic, energy, space, Arctic and environmental policies; developing and implementing arms control and weapons counter-proliferation programs and policies; resolving international claims and disputes; advising on refugee admissions and vetting of visa applicants; and responding to Congressional oversight inquiries and investigations. L is currently handling the defense of hundreds of

## OFFICE OF THE LEGAL ADVISER

lawsuits against the Department or the U.S. government, including passport and visa litigation, over 270 employment lawsuits and administrative proceedings, over 190 suits regarding Freedom of Information Act requests, and 30 contract disputes. Many of these cases involve multi-million-dollar claims. L also defends multi-billion dollar claims against the United States in international tribunals.

Because L provides legal advice and counsel to the Department of State, it necessarily interacts with virtually every bureau and office in the Department. Key partners and stakeholders include Department Principals, client bureaus, and a wide range of other U.S. departments and agencies that depend on L's analysis and counsel on matters of domestic and international law, including the NSC, DoD, DHS, and DoJ. L also engages globally with foreign and intergovernmental legal advisers, international tribunals and other legal bodies, and civil society organizations. L's overarching mission is to develop, explain and defend U.S. legal and legal policy positions on a wide range of international and domestic issues, and to provide timely and analytically rigorous advice to Department principals and other bureaus to help them lawfully execute the Department's mission and policy goals. Failure to perform these duties at the highest level would fundamentally put in jeopardy the ability of the Department to meet the goals set forth in the Department's Joint Strategic Plan (JSP) by exposing the Department to litigation and other legal risks.

---

---

### BUREAU STRATEGIC GOALS

---

---

1. Develop, explain, and defend U.S. legal and legal policy positions regarding domestic and international law.
2. Support Department efforts to protect American interests abroad.
3. Provide timely, accurate, and useful legal guidance, representation, and customer service to Department clients and management in support of the efficient functioning of the Department and Department programs.
4. Empower the workforce to thrive in a diverse, equitable, inclusive, and flexible environment.

To view more of the bureau strategy, please visit <https://www.state.gov/functional-bureau-strategies/>.

---

---

### JUSTIFICATION OF REQUEST

---

---

The Department's FY 2024 request is \$69.0 million for the Office of the Legal Adviser (L), which is an increase of 12.3 percent above the FY 2023 Adjusted Enacted level of \$61.0 million. The request includes \$3.8 million for Current Services adjustments, including the annualization of the 2023 and 2024 American pay raises, annualization of FY 2023 new positions and Real Property Working Capital Fund adjustments. The requested increase of \$7.6 million would support the following:

- \$2.0 million for E-Discovery contracts to enhance electronic records retention capabilities allowing for the expedient processing of large volumes of data to timely respond to court ordered discovery.
- \$1.0 million for the Treaty Information Management System (TIMS) to continue complying with new requirements stemming from revisions to the Case-Zablocki Act, which requires Congressional reporting and management of treaty-related records. The increase will support O&M and follow-on enhancements, as well as certification under the Federal Management Financial Integrity Act (FMFIA).
- \$778,000 for IT WCF adjustments, enabling sustained support and technical refresh for mobile IT solutions (such as laptops) that have been deployed to the Department's growing workforce.

## OFFICE OF THE LEGAL ADVISER

### *Detailed Resource Summary*

(\$ in thousands)

Office of the Legal Advisor (L)	Positions					Funds		
	American			FSN	Pos Total	Bureau Managed	American Salaries	Funds Total
	CS	FS Dom	Overseas					
FY 2022 Actual	296	1	-	-	297	15,325	44,931	60,256
FY 2023 Adjusted Enacted	296	1	-	-	297	13,825	47,635	61,460
FY 2024 Built-in Changes								
Annualization of 2023 New Positions	-	-	-	-	-	-	103	103
Annualization of the 2023 American Pay Raise	-	-	-	-	-	-	404	404
2024 American Pay Raise	-	-	-	-	-	14	961	975
Real Property WCF Adjustment	-	-	-	-	-	2,315	-	2,315
Total Built-in Changes	-	-	-	-	-	2,329	1,468	3,797
FY 2024 Current Services	296	1	-	-	297	16,154	49,103	65,257
FY 2024 Program Changes								
WCF IT Increases	-	-	-	-	-	778	-	778
E-Discovery Contract Document Processing	-	-	-	-	-	2,000	-	2,000
Treaty Information Management System	-	-	-	-	-	1,000	-	1,000
Total Program Changes	-	-	-	-	-	3,778	-	3,778
<b>FY 2024 Request</b>	<b>296</b>	<b>1</b>	<b>-</b>	<b>-</b>	<b>297</b>	<b>19,932</b>	<b>49,103</b>	<b>69,035</b>

### *Staff and Funds by Domestic Organization Units*

(\$ in thousands)

Office of the Legal Advisor (L)	FY 2022 Actual			FY 2023 Adjusted Enacted			FY 2024 Request			Increase/Decrease		
	Am	FSN	Funds	Am	FSN	Funds	Am	FSN	Funds	Am	FSN	Funds
Afghanistan, Pakistan, and South Central Asian Affairs	3	-	562	3	-	580	3	-	635	-	-	55
African and Near Eastern Affairs	6	-	1,121	6	-	1,157	6	-	1,265	-	-	108
Buildings and Acquisitions	14	-	2,517	14	-	2,611	14	-	2,826	-	-	215
Consular Affairs	1	-	111	1	-	112	1	-	128	-	-	16
Deputy Legal Advisers	14	-	2,286	12	-	2,403	14	-	2,525	2	-	122
Diplomatic Law and Litigation	10	-	1,989	10	-	2,062	10	-	2,236	-	-	174
East Asian and Pacific Affairs	3	-	627	3	-	639	3	-	720	-	-	81
Economic and Business Affairs	14	-	2,463	14	-	2,538	14	-	2,788	-	-	250

## OFFICE OF THE LEGAL ADVISER

Office of the Legal Advisor (L)	FY 2022 Actual			FY 2023 Adjusted Enacted			FY 2024 Request			Increase/ Decrease		
	Am	FSN	Funds	Am	FSN	Funds	Am	FSN	Funds	Am	FSN	Funds
Employment Law	28	-	5,681	30	-	5,831	28	-	6,463	(2)	-	632
Ethics and Financial Disclosure	17	-	2,747	17	-	2,819	17	-	3,126	-	-	307
European Affairs	4	-	780	4	-	801	4	-	887	-	-	86
Executive Director	28	-	4,795	29	-	4,938	29	-	5,432	-	-	494
Human Rights and Refugees	12	-	2,524	13	-	2,570	13	-	2,901	-	-	331
International Claims and Investment Disputes	21	-	8,713	21	-	8,359	21	-	10,678	-	-	2319
Law Enforcement and Intelligence	18	-	3,484	19	-	3,604	19	-	3,923	-	-	319
Legal Adviser	2	-	407	2	-	418	2	-	467	-	-	49
Legislation and Foreign Assistance	7	-	1,461	7	-	1,512	7	-	1,646	-	-	134
Management	21	-	4,275	21	-	4,392	21	-	4,858	-	-	466
Nonproliferation and Arms Control	8	-	1,461	8	-	1,512	8	-	1,646	-	-	134
Oceans, International Environmental & Scientific Affairs	14	-	2,396	14	-	2,477	14	-	2,700	-	-	223
Political-Military Affairs	10	-	2,539	10	-	2,583	10	-	2,920	-	-	337
Private International Law	4	-	748	5	-	772	4	-	844	(1)	-	72
Public Diplomacy and Public Affairs	7	-	1,308	7	-	1,350	7	-	1,478	-	-	128
Treaty Affairs	14	-	2,682	14	-	2,760	14	-	3,041	-	-	281
United Nations Affairs	9	-	1,647	8	-	1,705	9	-	1,855	1	-	150
Western Hemisphere Affairs	5	-	932	5	-	955	5	-	1,047	-	-	92
<b>Total</b>	<b>294</b>	<b>-</b>	<b>60,256</b>	<b>297</b>	<b>-</b>	<b>61,460</b>	<b>297</b>	<b>-</b>	<b>69,035</b>	<b>-</b>	<b>-</b>	<b>7,575</b>

### *Funds by Object Class* (\$ in thousands)

Office of the Legal Advisor (L)	FY 2022 Actual	FY 2023 Adjusted Enacted	FY 2024 Request	Increase/ Decrease
1100 Personnel Compensation	36,893	39,044	40,559	1,515
1200 Personnel Benefits	8,933	9,460	9,796	336
2100 Travel & Trans of Persons	258	250	361	111
2300 Rents, Comm & Utilities	950	924	1,331	407
2400 Printing & Reproduction	78	75	109	34
2500 Other Services	8,174	6,877	9,915	3,038
2600 Supplies and Materials	139	136	196	60
3100 Personal Property	445	432	623	191
4100 Grants, Subsidies & Contributions	4,386	4,262	6,145	1,883
<b>Total</b>	<b>60,256</b>	<b>61,460</b>	<b>69,035</b>	<b>7,575</b>

## BUREAU OF LEGISLATIVE AFFAIRS

### *Resource Summary*

(\$ in thousands)

Bureau of Legislative Affairs (H)	FY 2022 Actual	FY 2023 Adjusted Enacted	FY 2024 Request	Change from FY2023 Adjusted Enacted
Legislative Affairs	13,144	14,449	15,985	1,536
Positions	75	75	77	2

---

### WHO WE ARE & WHY IT MATTERS

---

The Secretary of State is the principal Congressional Relations Officer of the State Department. The Bureau of Legislative Affairs (H) supports the Secretary by ensuring that the Administration's foreign policy priorities and resource needs are reflected throughout the Department's results-oriented engagement with the U.S. Congress. Renewing the Department's partnership with Congress is a priority for the Secretary.

H manages preparation for the Secretary's testimony with Congressional oversight committees on annual budget requests. The Bureau supports the Department's overall mission by seeking passage of relevant foreign policy legislation and appropriations, advice and consent to treaties, and confirmation of the President's departmental and ambassadorial nominees by the Senate. The Bureau will continue to support U.S. foreign policy objectives by supporting the enactment by Congress of all legislation necessary for the conduct of foreign policy, as well as by ensuring consistent communication to Members of Congress to mitigate holds on nominees, assistance, and arms sales effectively.

The Bureau coordinates all legislative activity for the Department of State and advises the Secretary, Deputy Secretaries, Under Secretaries, and Assistant Secretaries on legislative strategy. H facilitates effective communication between Department officials and Members of Congress and their staff. H works closely with authorization, appropriations, and other oversight committees of the House and Senate, as well as with individual Members that have an interest in State Department or foreign policy issues.

H responsibilities include the: management of Department testimonies before House and Senate hearings; organization of Member and staff briefings; facilitation of complex Congressional investigations; and coordination of all Congressional overseas travel and State Department-related domestic travel for Members and staff. H engages with Members and Staff on proposed legislation and coordinates the Department's input to Statements of Administration Policy on legislation affecting the conduct of U.S. foreign policy.

Bureau staff advise individual bureaus of the Department on legislative outreach strategies, communications with Congress, and oversight issues. H coordinates the various interests of bureaus with the Secretary's priorities to ensure the Department has coordinated effective engagement with the Congress. The Assistant Secretary advises the Secretary of State directly on legislative matters, directs the Bureau of Legislative Affairs, and acts as the Department's principal liaison with the Congress.

The Assistant Secretary for H reports directly to the Secretary. H is comprised of the following offices/teams:

- House and Senate teams, each headed by a Deputy Assistant Secretary (DAS);
- Regional Affairs and Global and Functional Affairs Offices, which reports to a DAS;
- Appropriations Team, which reports to the Principal Deputy Assistant Secretary (PDAS);



## **BUREAU OF LEGISLATIVE AFFAIRS**

- Legislative Reference Unit, which reports to the PDAS; and,
- Congressional Correspondence Unit and Congressional Travel Office, which also report to the PDAS.

Acting as the principal liaison between Congress and the Department, it is H's responsibility to coordinate communications with a single voice that accurately relays the Secretary's priorities and informs Congress on numerous foreign policy issues and initiatives.

H's overarching mission is to facilitate effective communication with Congress on behalf of the Department, and a failure to perform these duties effectively limits Congressional understanding and support for important foreign policy priorities. As the Secretary redoubles foreign policy efforts and recommits to the United States' allies and partners in tackling major global challenges, H is ready to make sure that the Department's people have the resources and tools they need from Congress to do their jobs. Providing H the tools and resources to advance its mission will benefit the entire Department and promote an effective partnership with Congress.

---

---

### **BUREAU STRATEGIC GOALS**

---

---

1. Develop and advance the Secretary's agenda in Congress.
2. Ensure Department and Ambassadorial nominees requiring Senate confirmation are best positioned to be confirmed.
3. Maintain timely and responsive communications with Members of Congress (reports, letters, inquiries, and travel).
4. Attract and Maintain a Talented, Diverse, and Resilient Workforce.

To view more of the bureau strategy, please visit <https://www.state.gov/functional-bureau-strategies/>.

---

---

### **JUSTIFICATION OF REQUEST**

---

---

The Department's FY 2024 Request of \$16.0 million, reflecting an increase of \$1.5 million. The Request contains \$678,000 for program changes and \$858,000 for current services adjustments. The current services adjustments include the annualization of the 2023 and 2024 American pay raise, annualization of 2023 new positions, and Real Property Working Capital Fund (WCF) increases.

The Budget for program changes includes: \$160,000 for IT WCF adjustments; \$388,000 for new Congressional Correspondence and Staff Assistant positions; \$70,000 to normalize the operational travel base for H staff; \$50,000 for upgrades to H's Congressional Travel Database; and \$10,000 for knowledge management software licenses.

H's primary resource in pursuit of its mission is its people and the relationships they develop with: Members of Congress and their staff; bureaus and offices across the Department; and the interagency. The Department's renewal of its engagement with Congress requires additional staff to be executed successfully, as reflected in the FY 2024 Request.

The enhanced technological infrastructure included in the Request will act as the keystone for strengthening the Bureau's communication efforts. This infrastructure serves an essential role in supporting H's ability to effectively coordinate legislative activities in the manner upon which the Department and Congress have come to depend.

## BUREAU OF LEGISLATIVE AFFAIRS

### *Detailed Resource Summary*

Bureau of Legislative Affairs (H)	Positions					Funds (\$ in thousands)		
	American			FSN	Pos Total	Bureau Managed	American Salaries	Funds Total
	CS	FS Dom	Overseas					
FY 2022 Actual	62	13	-	-	75	2,874	10,270	13,144
FY 2023 Adjusted Enacted	62	13	-	-	75	3,360	11,089	14,449
FY 2024 Built-in Changes								
Annualization of 2023 New Positions	-	-	-	-	-	-	69	69
Annualization of the 2023 American Pay Raise	-	-	-	-	-	-	88	88
2024 American Pay Raise	-	-	-	-	-	7	234	241
Real Property WCF Adjustment	-	-	-	-	-	460	-	460
Total Built-in Changes	-	-	-	-	-	467	391	858
FY 2024 Current Services	62	13	-	-	75	3,827	11,480	15,307
FY 2024 Program Changes								
IT WCF Increases	-	-	-	-	-	160	-	160
Congressional Correspondence Position	1	-	-	-	1	82	112	194
H Staff Assistant	1	-	-	-	1	82	112	194
Enhancements and Maintenance of Congressional Travel Database	-	-	-	-	-	50	-	50
Base Funding for H Travel	-	-	-	-	-	70	-	70
Software Licenses	-	-	-	-	-	10	-	10
Total Program Changes	2	-	-	-	2	454	224	678
FY 2024 Request	64	13	-	-	77	4,281	11,704	15,985

### *Staff and Funds by Domestic Organization Units* (\$ in thousands)

Bureau of Legislative Affairs (H)	FY 2022 Actual			FY 2023 Adjusted Enacted			FY 2024 Request			Increase/Decrease		
	Am	FSN	Funds	Am	FSN	Funds	Am	FSN	Funds	Am	FSN	Funds
Assistant Secretary	9	-	1,402	9	-	1,540	9	-	1,699	-	-	159
Deputy Assistant Secretary for House Affairs	4	-	624	4	-	684	4	-	755	-	-	71

## BUREAU OF LEGISLATIVE AFFAIRS

Bureau of Legislative Affairs (H)	FY 2022 Actual			FY 2023 Adjusted Enacted			FY 2024 Request			Increase/ Decrease		
	Am	FSN	Funds	Am	FSN	Funds	Am	FSN	Funds	Am	FSN	Funds
Deputy Assistant Secretary for Senate Affairs	4	-	781	4	-	857	4	-	945	-	-	88
Deputy Assistant for Regional, Global and Functional Affairs	33	-	5,613	33	-	6,164	33	-	6,803	-	-	639
Principal Deputy Assistant Secretary	25	-	4,724	25	-	5,204	27	-	5,783	2	-	579
<b>Total</b>	<b>75</b>	<b>-</b>	<b>13,144</b>	<b>75</b>	<b>-</b>	<b>14,449</b>	<b>77</b>	<b>-</b>	<b>15,985</b>	<b>2</b>	<b>-</b>	<b>1,536</b>

### *Funds by Object Class*

(\$ in thousands)

Bureau of Legislative Affairs (H)	FY 2022 Actual	FY 2023 Adjusted Enacted	FY 2024 Request	Increase/ Decrease
1100 Personnel Compensation	8,129	8,805	9,373	568
1200 Personnel Benefits	2,504	2,708	2,872	164
2100 Travel & Trans of Persons	140	164	209	45
2300 Rents, Comm & Utilities	502	587	748	161
2400 Printing & Reproduction	112	131	167	36
2500 Other Services	1,339	1,566	1,995	429
2600 Supplies and Materials	251	294	374	80
3100 Personal Property	167	194	247	53
<b>Total</b>	<b>13,144</b>	<b>14,449</b>	<b>15,985</b>	<b>1,536</b>

## UNDER SECRETARY FOR MANAGEMENT

### *Resource Summary*

(\$ in thousands)

Management (M)	FY 2022 Actual	FY 2023 Adjusted Enacted	FY 2024 Request	Change from FY 2023 Adjusted Enacted
Management	35,910	36,580	40,120	3,540
Positions	78	78	79	1

---

### WHO WE ARE & WHY IT MATTERS

---

The Office of the Under Secretary for Management (M) is responsible for the people, resources, facilities, technology, and security of the Department of State. The Under Secretary serves as one of the Secretary's principal advisors on management issues and on all matters involving allocation of Department operating resources, including forward planning and control of positions, funds, and other worldwide Department resources in support of U.S. foreign policy objectives.

The Under Secretary assesses resources, security, and strategic goals related to the U.S. Government presence abroad to ensure appropriate interagency presence under Chief of Mission authority worldwide. The Under Secretary also coordinates and oversees the Department's progress implementing the President's Accountable Government Initiative and provides advice and recommendations on cross-cutting government-wide issues.

The Office of the Under Secretary for Management (M) has a direct line of responsibility for the bureaus of Administration (A); Consular Affairs (CA); Diplomatic Security (DS); Budget and Planning (BP); Comptroller and Global Financial Services (CGFS); Information Resource Management (IRM); Overseas Buildings Operations (OBO); the Foreign Service Institute (FSI); the Office of the Director General of the Foreign Service and Director of Global Talent; the Office of Management Strategy and Solutions; the Bureau of Medical Services (MED); Director of Diplomatic Reception Rooms; and the Office of White House Liaison. Since June 29, 2012, the Under Secretary for Management has been designated as the Department's Chief Financial Officer. In addition, the Under Secretary for Management has been designated as the State Department's Chief Sustainability Officer.

The Office of the Under Secretary for Management (M) is the focal point for initiatives increasing the security, efficiency, sustainability, and effectiveness of the people, facilities, and systems used to implement U.S. foreign policy. The Under Secretary implements a data-informed approach to managing the Department and proliferates best practices world-wide. The Under Secretary protects the security, safety, and well-being of the global workforce, and manages the infrastructure that enables diplomacy.

The Office of Management Strategy and Solutions (M/SS) is the Office of the Under Secretary for Management's arm to catalyze strategic insights and solutions to help improve the management platform and advance foreign policy goals. M/SS is comprised of three directorates that who provide management support to the Department's bureaus and overseas posts. Employing 78 full-time permanent Civil Service and Foreign Service employees, these directorates are:

- Policy and Global Presence (PGP), which develops policies and manages platforms that strengthen the Department's strategic governance, accountability, and alignment of resources;

## UNDER SECRETARY FOR MANAGEMENT

- The Center for Analytics (CfA), which serves as the Department of State’s enterprise data management and analytics capability empowering data informed diplomacy; and,
- Consulting and Advanced Projects (CAP), which helps Department principals, bureaus, and posts solve their challenges by applying leading-edge management and mission expertise. CAP also hosts the Greening Diplomacy Initiative (GDI), the team that fulfills the required duties of the Chief Sustainability Officer.

The White House Liaison (M/WHL) facilitates all non-career appointments within the Department, including Presidential Appointees requiring Senate confirmation (PAS), Senior Executive Service (SES), and Schedule C employees.

To view the strategies of offices and bureaus in the M Family, please visit <https://www.state.gov/functional-bureau-strategies/>.

---

### JUSTIFICATION OF REQUEST

---

The FY 2024 Request is \$40.1 million, including: \$253,000 for the 2024 American pay raise; \$47,000 for the annualization of the 2023 American pay raise; \$2 million of the Real Property Working Capital Fund; and \$500,000 for IT Working Capital Modernization. The IT Working Capital Modernization funding will accommodate the increase in fees related to end-user devices and support for both OpenNet and ClassNet; data and voice connectivity; GO Mobile; and GO Virtual.

The Request contains \$494,000 for the Greening Diplomacy Initiative team’s efforts to help the Department build capacity to meet growing long-term climate, sustainability, and modernization requirements and priorities. GDI is a proven solution developer, policy coordinator, and service provider that develops cost-effective “plug and play” programs. GDI also brings in millions of dollars of in-kind support for the Department annually from partnerships with entities like: National Aeronautics and Space Administration; Department of Energy; Environmental Protection Agency; universities; and state and local governments.

GDI programs have helped mitigate financial, health, and climate risks for the Department, while also improving management controls. As an example, a 2022 paper in the Proceedings of Natural Academies of Sciences found that one of the Initiative’s activities, the air quality monitoring program, provided \$127 million in benefits each year for each location where State installed a monitor. GDI oversees the Department’s compliance with sustainability-related Congressional and White House mandates, including the Energy Act of 2020 and Executive Order 14057.

The FY 2024 Request will fund 79 positions, an increase of one position above the FY 2023 level. The additional position will develop and implement a phased modernization approach for reporting and management controls, including setting transparent and evidenced-based interim goals, as required by E.O. 14057. The new position will also manage the energy, sustainability, and greenhouse gas reporting platform (to be built in FY 2023). As part of their work, the full-time employee (FTE) will ensure that the Department’s reporting approach is in line with the United Nations, the Greening Government Initiative, and private sector to ensure that the resulting data and plans lead by example to support climate diplomacy priorities.

The marginal impact of adding this FTE is large: the position will help build capacity to integrate actionable energy, water, and climate data into financial, planning, and operational decisions. This work is also key for public diplomacy efforts on climate, as every country must implement tracking mechanisms under the Paris Agreement. Just as the private sector has advanced in this area, the public expects the same of government.

## UNDER SECRETARY FOR MANAGEMENT

The FY 2024 Request also provides \$250,000 to funding the Chief of Mission (COM) Support Systems: NSDD 38 Modernization Operations and Maintenance (O&M) Expense. The NSDD 38 process and supporting system is the principle means by which the Department of State and all U.S. federal agencies coordinate on overseas personnel resource allocations and decisions. M/SS received FY 2023 funds to start efforts to modernize the NSDD 38 system. The FY 2024 Request will address the required operations and maintenance, which includes support to other federal agency users of the system, and the resources will help keep this enterprise system up to date with minimum security and user requirements.

### *Detailed Resource Summary*

(\$ in thousands)

Under Secretary for Management (M)	Positions					Funds (\$ in thousands)		
	American			FSN	Pos Total	Bureau Managed	American Salaries	Funds Total
	CS	FS Dom	Overseas					
FY 2022 Actual	50	28	-	-	78	23,175	12,735	35,910
FY 2023 Adjusted Enacted	50	28	-	-	78	23,175	13,405	36,580
FY 2024 Built-in Changes								
Annualization of the 2023 American Pay Raise	-	-	-	-	-	0	47	47
2024 American Pay Raise	-	-	-	-	-	11	242	253
Real Property WCF Adjustment	-	-	-	-	-	1,996	-	1,996
Total Built-in Changes	-	-	-	-	-	2,007	289	2,296
FY 2024 Current Services	50	28	-	-	78	25,182	13,694	38,876
FY 2024 Program Changes								
Greening Diplomacy Initiative	1	-	-	-	1	382	112	494
Chief of Mission Support Systems: NSDD 38 O&M	-	-	-	-	-	250	-	250
IT WCF Increase	-	-	-	-	-	500	-	500
Total Program Changes	1	-	-	-	1	1,132	112	1,244
FY 2024 Request	51	28	-	-	79	26,314	13,806	40,120

### *Staff and Funds by Domestic Organization Units*

(\$ in thousands)

Under Secretary for Management (M)	FY 2022 Actual			FY 2023 Adjusted Enacted			FY 2024 Request			Increase/Decrease		
	Am	FSN	Funds	Am	FSN	Funds	Am	FSN	Funds	Am	FSN	Funds
Office of Management Strategy and Solutions (M/SS)	55	-	30,965	55	-	31,440	56	-	34,864	1	-	3,424
Under Secretary for Management	19	-	4,225	19	-	4,386	19	-	4,482	-	-	96
White House Liaison	4	-	720	4	-	754	4	-	774	-	-	20
<b>Total</b>	<b>78</b>	<b>-</b>	<b>35,910</b>	<b>78</b>	<b>-</b>	<b>36,580</b>	<b>79</b>	<b>-</b>	<b>40,120</b>	<b>1</b>	<b>-</b>	<b>3,540</b>

## UNDER SECRETARY FOR MANAGEMENT

### *Funds by Object Class*

(\$ in thousands)

Under Secretary for Management (M)	FY 2022 Actual	FY 2023 Adjusted Enacted	FY 2024 Request	Increase/ Decrease
1100 Personnel Compensation	10,079	10,653	10,954	301
1200 Personnel Benefits	3,272	3,452	3,552	100
2100 Travel & Trans of Persons	396	450	450	-
2300 Rents, Comm & Utilities	969	600	1,100	500
2400 Printing & Reproduction	21	24	24	-
2500 Other Services	20,944	21,141	23,780	2,639
2600 Supplies and Materials	220	250	250	-
3100 Personal Property	9	10	10	-
<b>Total</b>	<b>35,910</b>	<b>36,580</b>	<b>40,120</b>	<b>3,540</b>

# BUREAU OF OCEANS AND INTERNATIONAL ENVIRONMENTAL AND SCIENTIFIC AFFAIRS

## *Resource Summary*

(\$ in thousands)

Bureau of Oceans and International Environment and Scientific Affairs (OES)	FY 2022 Actual	FY 2023 Adjusted Enacted <sup>1</sup>	FY 2024 Request	Change from FY 2023 Adjusted Enacted
Oceans and International Environment and Scientific Affairs	51,792	47,767	53,637	5,870
Positions	225	207	212	5

<sup>1</sup> On December 13, 2022, the State Department transmitted Congressional Notification (CN) number 22-379, proposing the creation of the Bureau of Global Health Security and Diplomacy (GHSD). Subject to completion of Congressional Notification procedures, OES Office of International Health and Biodefense funding and positions would be realigned to GHSD.

---

## WHO WE ARE & WHY IT MATTERS

---

The Bureau of Oceans and International Environment and Scientific Affairs (OES) leads U.S. foreign policy development across key issues, including: science and technology; ocean and space policy; the Polar regions; air quality; plastic pollution; chemicals and waste; timber and wildlife trafficking environmental and biodiversity conservation; illegal, unreported, and unregulated (IUU) fishing; water conservation and security; and global change, including adaptation, mitigation, and nature-based solutions.

The Bureau's mandate is central to several pillars of the Secretary's modernization agenda and numerous Administration geopolitical priorities, as outlined in: the Administration's National Security Strategy; the Department of State and United State Agency for International Development (USAID) Joint Strategic Plan; and multiple executive orders (e.g., 14008, 14072, 13747). In addition, OES supports the Administration's goal of competing with the People's Republic of China (PRC) so that its rival efforts do not impair the open, transparent, and prosperous world order. OES also advances U.S. goals abroad through bilateral and multilateral diplomacy, policy development, and foreign assistance programming.

In FY 2022, OES achieved several important Bureau objectives, including launching the Nature Crime Alliance and the IUU Fishing Action Alliance. OES also established or strengthened strategic mitigation collaboration with 18 countries and led the development of an action plan for the President's Emergency Plan for Adaptation and Resilience.

Representing U.S. interests, OES leads the country's engagement in more than 400 treaties, negotiations, and commissions, including the UN Environment Assembly, the Montreal Protocol, and the UN Ocean Conference. Challenges addressed by these multilateral processes transcend national boundaries and directly impact the United States' security and well-being, including such topics as biodiversity loss, plastic and air pollution, melting ice caps, space, and science.

Managing these issues is crucial to U.S. success in the coming century. Providing vision, guidance, and tools to diplomats overseas, OES serves as the cross-sectoral connective tissue which spans the country's diplomatic efforts to align work, resources, and priorities in addressing environment, science, technology, and health (ESTH) challenges. OES is the one bureau in the State Department that can engage on these priorities holistically, cultivating critical alliances and partnerships while observing the rules-based international norms essential to addressing globally significant challenges. The Bureau's work is urgent, and it impacts the day-to-day lives of U.S. citizens across the globe.



## **BUREAU OF OCEANS AND INTERNATIONAL ENVIRONMENTAL AND SCIENTIFIC AFFAIRS**

Situated under OES, the Office of the Science and Technology Adviser to the Secretary of State (STAS) is an operating unit with distinct leadership and a separate budget. For 20 years, STAS has enhanced the capacity of the Department to understand and capitalize on the evolving role of science, technology, and innovation (STI) in foreign policy. STAS plans to continue these efforts by: anticipating the impacts of nascent STI issues on foreign policy and providing strategic coordination; building the Department's capacity to manage these issues through STI fellowships and the Regional Technology Officer program; and collaborating with the domestic and international STI communities to advance Department priorities.

---

### **BUREAU STRATEGIC GOALS**

---

1. Restore and advance the sustainable health and well-being of the American people by conserving and protecting the global environment, ocean, and space.
2. Mitigate threats to the global environment, ocean, health, and space that jeopardize the security and prosperity of the United States.
3. Lead international institutions to work transparently and accountably, while promoting diversity, equity, and inclusion, and advocating science-based decision making to advance American values and interests.

To view more of the bureau strategy, please visit <https://www.state.gov/functional-bureau-strategies/>.

---

### **JUSTIFICATION OF REQUEST**

---

The FY 2024 Request includes funding for five additional positions, including four in the Bureau of Oceans and International Environment and Scientific Affairs and one in the Office of the Science and Technology Adviser to the Secretary of State.

As stated in the President's E.O. 14008, advancing environment, ocean, and science priorities, as well as combating the climate crisis, are significant features of the Administration's priorities and the United States' foreign policy. The OES positions will support the development of international alliances and the advancement of scientific and environmental diplomacy. As part of these efforts, three positions will address such environmental and climate issues as: combatting plastic pollution; addressing ocean conservation in bilateral and multilateral settings; and increasing ambition for greenhouse gas emissions mitigation. The remaining OES position will focus on integrating fisheries into the U.S. Indo-Pacific Strategy, with a particular focus on IUU fishing, which is a priority for the Secretary and the National Security Council (NSC). The OES position will work with foreign governments to: appropriately balance marine protection, monitoring, and enforcement; continue sustainable fisheries management; and counter problematic Chinese activity in the Indo-Pacific. All of the initiatives addressed by these staff fit squarely within the Secretary's priorities of maintaining a foreign policy for the middle class and engaging sub-national governments in the execution of that policy.

The FY 2024 Request includes \$1.4 million to support increased operational needs essential to furthering Administration environment, ocean, and science objectives. The level of OES contractor staff has been increased to ensure the Bureau has the sufficient workforce necessary to advance these Administration priorities, and the Request reflects the additional operational funds required to sustain these existing contracts.

The United States is a leader in a wide range of relevant multilateral processes, including the Artemis Accords, the Global Biodiversity Framework, and negotiations on a global agreement to combat plastic pollution. A

## BUREAU OF OCEANS AND INTERNATIONAL ENVIRONMENTAL AND SCIENTIFIC AFFAIRS

significant increase in travel associated with these activities is expected in FY 2024, as OES must participate in person at these multilateral meetings, as well as other partner meetings required to advance U.S. goals.

The FY 2024 Request also includes \$668,000 to service charges related to IT services and products provided through the IT Working Capital Fund service center (ITWCF). The modernization achieved through the IT WCF ensures current and emerging customer bureau requirements at met; aligns operations with the Secretary's modernization agenda; and supports the Future or Work/Workforce Flexibilities Plan to enable a more agile workforce. Fees associated with these services will be adjusted in FY 2024 to recover the total cost of operations and to provide mission-critical technology services.

### Office of the Science and Technology Adviser to the Secretary of State

In the FY 2024 Budget, STAS is requesting a base adjustment to fund a permanent increase of \$200,000 in support an expansion of the Jefferson Science Fellowship (JSF) program and Department engagement in the Networking and IT Research and Development (NITRD) Program.

The JSF Program, established in 2003 by then-Secretary of State Colin Powell, is the primary mechanism to place senior level, tenured, PhD academics throughout the Department for one year in order to provide high-quality scientific and technical expertise otherwise unavailable to the Department. This increase will support four more fellows, up to ten per year from the current six.

NITRD is the nation's primary source of federally funded research and development in advanced information technologies. Through this program, the Department engages on: artificial intelligence (AI); 5G; disinformation; research security and integrity; education; and workforce training. These engagements provide the Department with the access to resources and capabilities needed to equip State efforts to define and support interagency priorities. Cooperation with NITRD directly supports the modernization of the Department and ensures U.S. diplomats and support staff have the technologically advanced resources, knowledge, and training critical to promoting and protecting the United States' economic and national security.

STAS leads the global Regional Technology Officer (RTO) Program, which is essential for advancing the Department's ability to recognize threats to, and opportunities for, U.S. STI leadership. The FY 2024 Request includes one Foreign Service position for STAS to act as the RTO program coordinator. This new coordination officer will ensure that up to 12 RTOs: collaborate effectively with bureaus and offices around the Department on technology policy; engage meaningfully with the interagency; and promote American values in technology overseas, including for strategic technology competition.

### *Detailed Resource Summary*

Bureau of Oceans and International Environment and Scientific Affairs (OES)	Positions					Funds (\$ in thousands)		
	American			FSN	Pos Total	Bureau Managed	American Salaries	Funds Total
	CS	FS Dom	Overseas					
FY 2022 Actual	178	46	1	-	225	19,485	32,307	51,792
FY 2023 Adjusted Enacted	165	41	1	-	207	14,192	33,575	47,767
FY 2024 Base	165	41	1	-	207	14,192	33,575	47,767
FY 2024 Built-in Changes								

# BUREAU OF OCEANS AND INTERNATIONAL ENVIRONMENTAL AND SCIENTIFIC AFFAIRS

Bureau of Oceans and International Environment and Scientific Affairs (OES)	Positions					Funds (\$ in thousands)		
	American			FSN	Pos Total	Bureau Managed	American Salaries	Funds Total
	CS	FS Dom	Overseas					
Annualization of the 2023 American Pay Raise	-	-	-	-	-	-	272	272
2024 American Pay Raise	-	-	-	-	-	55	694	749
Real Property WCF Adjustment	-	-	-	-	-	1,618	-	1,618
Total Built-in Changes	-	-	-	-	-	1,673	966	2,639
FY 2024 Current Services	165	41	1	-	207	15,865	34,541	50,406
FY 2024 Program Changes								
IT WCF Increases	-	-	-	-	-	668	-	668
OES Bureau Operating Funds	-	-	-	-	-	667	-	667
OES Travel Funds	-	-	-	-	-	700	-	700
OES USDH CS Position Counter-China	1	-	-	-	1	82	112	194
OES USDH CS Positions Climate Change	3	-	-	-	3	247	336	583
STAS Regional Technology Officer Program Coordinator	-	1	-	-	1	103	116	219
STAS Interagency IT Modernization Program Dues	-	-	-	-	-	20	-	20
STAS Jefferson Science Fellows Program	-	-	-	-	-	180	-	180
Total Program Changes	4	1	-	-	5	2,667	564	3,231
FY 2024 Request	169	42	1	-	212	18,532	35,105	53,637

## *Staff and Funds by Domestic Organization Units* (\$ in thousands)

Bureau of Oceans and International Environment and Scientific Affairs (OES)	FY 2022 Actual			FY 2023 Adjusted Enacted			FY 2024 Request			Increase/ Decrease		
	Am	FSN	Funds	Am	FSN	Funds	Am	FSN	Funds	Am	FSN	Funds
Office of Conservation and Water	21	-	4,289	21	-	3,754	21	-	4,176	-	-	422
Office of Environmental Quality and Transboundary Issues	21	-	4,769	21	-	4,880	21	-	5,450	-	-	570
Office of Global Change	29	-	8,508	29	-	8,515	32	-	9,765	3	-	1,250
Office of International Health and Biodefense	18	-	3,728	-	--	-	-	--	-	--	--	-
Office of Marine Conservation	13	-	2,707	13	-	3,136	14	-	3,445	1	-	309
Office of Ocean and Polar Affairs	18	-	4,957	18	-	4,988	18	-	5,686	-	-	698
Office of Policy and Public Outreach	13	-	2,777	13	-	2,433	13	-	2,723	-	-	290

## BUREAU OF OCEANS AND INTERNATIONAL ENVIRONMENTAL AND SCIENTIFIC AFFAIRS

Bureau of Oceans and International Environment and Scientific Affairs (OES)	FY 2022 Actual			FY 2023 Adjusted Enacted			FY 2024 Request			Increase/ Decrease		
	Am	FSN	Funds	Am	FSN	Funds	Am	FSN	Funds	Am	FSN	Funds
Office of Science and Technology Cooperation	17	-	4,186	17	-	4,503	17	-	5,054	-	-	551
Office of Space Affairs	12	-	2,329	12	-	2,881	12	-	3,160	-	-	279
Office of the Assistant Secretary	22	-	4,276	22	-	3,352	22	-	3,725	-	-	373
Office of the Executive Director	34	-	6,958	34	-	7,094	34	-	7,686	-	-	592
Office of the Science and Technology Advisor to the Secretary	7	-	2,308	7	-	2,231	8	-	2,767	1	-	536
<b>Total</b>	<b>225</b>	<b>-</b>	<b>51,792</b>	<b>207</b>	<b>-</b>	<b>47,767</b>	<b>212</b>	<b>-</b>	<b>53,637</b>	<b>5</b>	<b>-</b>	<b>5,870</b>

### *Funds by Object Class* (\$ in thousands)

Bureau of Oceans and International Environment and Scientific Affairs (OES)	FY 2022 Actual	FY 2023 Adjusted Enacted	FY 2024 Request	Increase/ Decrease
1100 Personnel Compensation	24,731	25,633	26,843	1,210
1200 Personnel Benefits	7,797	8,103	8,472	369
2100 Travel & Trans of Persons	2,938	2,140	2,794	654
2300 Rents, Comm & Utilities	284	207	270	63
2400 Printing & Reproduction	140	102	133	31
2500 Other Services	14,960	10,896	14,017	3,121
2600 Supplies and Materials	171	125	163	38
3100 Personal Property	529	385	503	118
4100 Grants, Subsidies & Contributions	242	176	442	266
<b>Total</b>	<b>51,792</b>	<b>47,767</b>	<b>53,637</b>	<b>5,870</b>

# BUREAU OF POLITICAL-MILITARY AFFAIRS

## *Resource Summary*

(\$ in thousands)

Bureau of Political-Military Affairs (PM)	FY 2022 Actual	FY 2023 Adjusted Enacted	FY 2024 Request	Change from FY2023 Adjusted Enacted
Political-Military Affairs	57,387	58,949	62,756	3,807
Positions	312	312	317	5

---

---

## WHO WE ARE & WHY IT MATTERS

---

---

The Bureau of Political-Military Affairs (PM) builds enduring security partnerships worldwide to advance U.S. national security objectives. PM drives global security policy, serving as the Department's global integrator of diplomacy and defense and providing the Secretary of State with a global and trans-regional perspective, as well as the technical, regulatory, and policy expertise necessary to advance political-military activities. PM is the primary link between State and DoD, representing U.S. foreign policy considerations in DoD's planning processes and working closely with political-military experts around the globe to ensure full coordination in the planning and execution of security cooperation to advance foreign policy objectives.

On an annual basis, PM: oversees the sale and transfer of approximately \$153 billion in sensitive technology; directs nearly \$7 billion (excluding Ukraine supplementals) in security assistance programs, which accounts for approximately 20 percent of the total annual Foreign Operations appropriation; and leads coordination with DoD on an additional \$9 billion in Title 10 security assistance. The Bureau's vision is to empower a diverse, inclusive, and data-informed workforce to serve the American people by ensuring the powerful foreign policy and military tools of the U.S. serve peace, democracy, global prosperity, and the safety of civilians.

PM continues to advance several key priorities of the Administration, including to revitalize and modernize ties with allies and partners by helping to strengthen their deterrence and defensive capabilities and capacities to address shared threats, and by deepening our security relationships through security cooperation activities. Nowhere is that more apparent than in Eastern Europe, where PM's tools are working to ensure that Russia's aggression against Ukraine results in Russia's strategic failure. Security assistance is at the heart of America's response and PM has been at the forefront of this effort. Defense articles and services provisioned through PM have been a decisive factor in Ukraine's success on the battlefield. Since February 2022, the United States has provided nearly \$30 billion in military assistance to Ukraine. Congress increased appropriations for Foreign Military Financing (FMF) over twelvefold and increased the cap on Presidential Drawdown Authority by more than fourteenfold, enabling the United States to transfer weapons from DoD stocks. Funding for humanitarian demining and conventional weapons destruction grew from \$6 million to \$91.5 million.

PM will be managing a transformed security environment in Europe for the foreseeable future. PM expects to address increased demand for defense articles and services, more third-party transfers and the application of complex arms transfer policy oversight associated with these transfers, and greater engagement with industry.

At the same time, PM is critical to implementing the Administration's "invest, align, and compete" strategy for the People's Republic of China (PRC). PM bolsters the deterrence capabilities of allies and partners globally, including the Indo-Pacific, where PM-managed security assistance to the region increased 78 percent from \$151 million in FY 2021 to \$270 million in FY 2022 and Foreign Military Sales to the region totaled \$13.5 billion for FY 2022, an increase of 30.8 percent over the prior year.

## BUREAU OF POLITICAL-MILITARY AFFAIRS

PM helps secure U.S. leadership in technology by protecting U.S. technology from exploitation, diversion, or misuse, while maximizing the competitive advantages of the U.S. national security innovation base. PM programs strengthen security sector governance and the institutional capacity of partners to foster professional, accountable, and civilian-led institutions, in support of the Administration's objective to renew and defend democratic values. The Bureau supports America's economy by maintaining and enhancing the competitive advantages of the defense industrial base that supports up to one million American jobs. In addition, PM's work promotes peace and security by building partner capacity to participate in international peace operations, preventing terrorists and criminals from illicitly acquiring small arms and light weapons, and reducing the threats caused by explosive hazards.

---

---

### BUREAU STRATEGIC GOALS

---

---

1. Enhance partners' defense capabilities and interoperability to deter and defend against competitors and manage persistent threats.
2. Strengthen coordination with allies and partners and with DoD to enable America's military to operate globally and better integrate diplomacy and defense.
3. Foster sustainable and resilient security sectors that respect human rights, the rule of law, and democratic values.
4. Secure U.S. technological advantages and sustain the competitive advantages of the U.S. national security innovation base and U.S. military.
5. Invest in and develop a diverse equitable, and inclusive PM workforce equipped with the skills, data, IT, and infrastructure needed to drive global security policy and meet the challenges of the next decade.

To view more of the bureau strategy, please visit <https://www.state.gov/functional-bureau-strategies/>.

---

---

### JUSTIFICATION OF REQUEST

---

---

The FY 2024 Diplomatic Programs Program Operations Request for PM is \$62.8 million, an increase of \$3.8 million above the FY 2023 Adjusted Enacted. Current services adjustments include \$1.5 million to support the 2024 American Pay Raise and annualization of the 2023 American Pay Raise. In addition, \$597,000 is realigned from the Bureau of Administration (A) to PM for anticipated charges of the new WCF Real Property Management service center associated with the cost of management and maintenance of the domestic space occupied. Programmatic enhancements are outlined below:

This Request will directly support critical staffing needs, including \$970,000 for five positions to address transformed security requirements. The extraordinary security environment has stretched and strained the bureau's workforce. This Request will provide operational support for the massive influx in security assistance described above, emphasizing staffing for responsible policy and program oversight and efficient management of these resources. This PM Request anticipates long-term, downstream implications to implementing, managing, and monitoring the magnitude of assistance and arms transfers that have surged to Eastern Europe since the invasion of Ukraine. This includes requirements to coordinate Title 22 and Title 10 programs, increase capabilities for, and increase execution of State-directed FMF loans as well as grants, manage the demand for defense articles and services for NATO's Eastern Flank countries, manage third-party transfers, and support unexploded ordnance contamination and address Man Portable Air Defense Systems (MANPADS) accountability in Ukraine. The global demand for U.S. defense materiel goes beyond Ukraine. Defense trade activity increased 26 percent from FY 2021 to FY 2022. PM also requires additional staff to address the intensified focus on Taiwan security policy, the implications of emerging technologies (e.g., Machine Learning/AI) and domains (e.g.,

## BUREAU OF POLITICAL-MILITARY AFFAIRS

space), to help with in-house management of security sector governance programs, support the Indo-Pacific Strategy, and strengthen maritime security capabilities.

Request also includes \$450,000 for IT and data modernization, which will help support modernization of PM's data management analytics platform, implement critical IT modernization efforts, and secure modest upgrades to protect personnel, facilities, and sensitive information.

The FY 2024 request includes \$294,000 for IRM WCF increases to ensure continuity of enterprise IT services including OpenNet, ClassNet, and other mobile platforms. The allocation was derived from IRM's new fee structure compared to actual IRM WCF billing and personnel/device counts from FY 2021 through May FY 2022.

### *Detailed Resource Summary*

Bureau of Political-Military Affairs (PM)	Positions					Funds (\$ in thousands)		
	American			FSN	Pos Total	Bureau Managed	American Salaries	Funds Total
	CS	FS Dom	Overseas					
FY 2022 Actual	198	72	42	-	312	11,047	46,340	57,387
FY 2023 Adjusted Enacted	198	72	42	-	312	11,047	47,902	58,949
FY 2024 Built-in Changes								
Annualization of the 2023 American Pay Raise	-	-	-	-	-	-	427	427
2024 American Pay Raise	-	-	-	-	-	83	986	1,069
Real Property WCF Adjustment	-	-	-	-	-	597	-	597
Total Built-in Changes	-	-	-	-	-	680	1,413	2,093
FY 2024 Current Services	198	72	42	-	312	11,727	49,315	61,042
FY 2024 Program Changes								
Modernizing the PM Workforce and Training	5	-	-	-	5	410	560	970
IT and Data Modernization	-	-	-	-	-	450	-	450
WCF IT Increases	-	-	-	-	-	294	-	294
Total Program Changes	5	-	-	-	5	1,154	560	1,714
FY 2024 Request	203	72	42	-	317	12,881	49,875	62,756

## BUREAU OF POLITICAL-MILITARY AFFAIRS

### *Staff and Funds by Domestic Organization Units*

(\$ in thousands)

Bureau of Political-Military Affairs (PM)	FY 2022 Actual			FY 2023 Adjusted Enacted			FY 2024 Request			Increase/ Decrease		
	Am	FSN	Funds	Am	FSN	Funds	Am	FSN	Funds	Am	FSN	Funds
Congressional & Public Affairs	4	-	741	4	-	708	4	-	742	-	-	34
DAS for Defense Trade	11	-	2,036	11	-	1,635	11	-	1,720	-	-	85
Foreign Policy Advisors	82	-	15,180	82	-	21,450	82	-	22,310	-	-	860
Office of Defense Trade Controls Compliance	19	-	3,517	19	-	2,824	19	-	2,971	-	-	147
Office of Defense Trade Controls Licensing	29	-	5,368	29	-	4,309	29	-	4,534	-	-	225
Office of Defense Trade Controls Policy	17	-	3,147	17	-	2,527	17	-	2,658	-	-	131
Office of Global Programs and Initiatives	22	-	3,703	22	-	3,086	22	-	3,243	-	-	157
Office of Regional Security & Arms Transfers	35	-	6,479	35	-	5,992	37	-	6,595	2	-	603
Office of Security Assistance	21	-	3,887	21	-	3,346	23	-	4,453	2	-	1,107
Office of State-Defense Integration	6	-	1,111	6	-	1,118	6	-	1,170	-	-	52
Office of Weapons Removal and Abatement	23	-	4,258	23	-	3,121	24	-	3,440	1	-	319
Office of the Assistant Secretary	25	-	4,628	25	-	4,463	25	-	4,369	-	-	(94)
Principal Deputy Assistant Secretary	-	-	107	-	-	107	-	-	122	-	-	15
Principal Deputy Assistant Secretary for Management and Negotiations	3	-	448	3	-	678	3	-	694	-	-	16
Security Negotiations and Agreements	4	-	741	4	-	708	4	-	742	-	-	34
State/Defense Exchange Officers	11	-	2,036	11	-	2,877	11	-	2,993	-	-	116
<b>Total</b>	<b>312</b>	<b>-</b>	<b>57,387</b>	<b>312</b>	<b>-</b>	<b>58,949</b>	<b>317</b>	<b>-</b>	<b>62,756</b>	<b>5</b>	<b>-</b>	<b>3,807</b>

### *Funds by Object Class*

(\$ in thousands)

Bureau of Political-Military Affairs (PM)	FY 2022 Actual	FY 2023 Adjusted Enacted	FY 2024 Request	Increase/ Decrease
1100 Personnel Compensation	35,057	36,425	38,241	1,816
1200 Personnel Benefits	15,788	16,544	17,462	918
2100 Travel & Trans of Persons	1,427	1,145	1,173	28
2300 Rents, Comm & Utilities	901	901	1,498	597
2400 Printing & Reproduction	248	248	248	-



## BUREAU OF POLITICAL-MILITARY AFFAIRS

Bureau of Political-Military Affairs (PM)	FY 2022 Actual	FY 2023 Adjusted Enacted	FY 2024 Request	Increase/ Decrease
2500 Other Services	3,490	3,210	3,658	448
2600 Supplies and Materials	280	280	280	-
3100 Personal Property	196	196	196	-
<b>Total</b>	<b>57,387</b>	<b>58,949</b>	<b>62,756</b>	<b>3,807</b>

# BUREAU OF POPULATION, REFUGEES AND MIGRATION

## *Resource Summary*

(\$ in thousands)

Population, Refugees, and Migration (PRM)	FY 2022 Actual	FY 2023 Adjusted Enacted	FY 2024 Request	Change from FY 2023 Adjusted Enacted
Population Refugees and Migration <sup>1</sup>	620	620	630	10

*1 DE funding supports the population team within PRM's Office of Multilateral and External Relations – or PRM/MCE/POP*

---

## WHO WE ARE & WHY IT MATTERS

---

The Bureau of Population, Refugees, and Migration (PRM) is the Department's central point of contact for international population policy guidance. PRM coordinates diplomatic engagement on international population issues, especially sexual and reproductive health and rights. The bureau also provides leadership in progressing the U.S. government's goal of promoting health and education in populations by advancing an integrated strategy to support women and girls' health. The Diplomatic Programs (DP) account funds the salaries of PRM staff charged with population policy.

PRM's population staff work with counterparts in the State Department and other U.S. agencies to achieve foreign policy goals related to advancing sexual and reproductive health and rights. These efforts include working to ensure outcome documents and resolutions adopted in the United Nations (UN) or other intergovernmental forums are consistent with U.S. policy through outreach and dialogue with government officials, multilateral organizations, non-governmental organizations, and other entities engaged on the issues of sexual and reproductive health and rights, demographics, family planning, gender equality, and maternal health. PRM leads the U.S. delegation at the annual UN Commission on Population and Development, represents the United States on the Executive Board of the UN Population Fund (UNFPA), and advises the U.S. delegations to the Commission on the Status of Women, the Human Rights Council, and the UN General Assembly.

PRM's efforts support U.S. global health goals on sexual and reproductive health and rights, which include elevating the importance of family planning and improving maternal and child health. With over 500 women living in humanitarian and fragile settings dying in pregnancy or childbirth daily, this work is especially critical in countries where maternal mortality remains unacceptably high.

The PRM population staff also provides expert advice to PRM's regional assistance offices as they monitor programs to: promote and protect sexual and reproductive health and rights; combat gender-based violence; and eliminate child, early, and forced marriages. PRM population officers are jointly responsible – with relevant PRM regional assistance office staffs – in the monitoring and evaluation of the nearly \$80 million in PRM program funding provided in FY 2022. These programs are operating in multiple ongoing humanitarian emergencies, notably in Afghanistan, Pakistan, Syria, Iraq, Ukraine, Sudan/South Sudan, Bangladesh, Venezuela, the Sahel, and the Horn of Africa. We anticipate similar programming and related monitoring work well into FY 2024.

---

## BUREAU STRATEGIC GOALS

---

1. Save lives, ease suffering, and promote human dignity through efficient and effective humanitarian assistance.

## BUREAU OF POPULATION, REFUGEES AND MIGRATION

2. Promote and provide durable and interim solutions for populations of concern through U.S. assistance, resettlement, and collaboration with the international community.
3. Advocate for the protection of vulnerable populations and exert leadership in the international community.
4. Strengthen responsible management of PRM resources and adoption of best practices in humanitarian response.

To view more of the bureau strategy, please visit <https://www.state.gov/functional-bureau-strategies/>.

---

### JUSTIFICATION OF REQUEST

---

The FY 2024 Request of \$630,000 is an increase of \$10,000 or 1.6 percent above the FY 2023 Adjusted Enacted. The Request will fund salaries and benefits for the staff who work on international population policy issues in PRM.

The FY 2024 Request supports PRM's Functional Bureau Strategy Goal 3 (above) and Objective 3.3: "Promote healthy and educated populations by advancing an integrated U.S. government strategy on sexual and reproductive health and rights."

In addition to salaries, travel funds are critical to ensuring the U.S. government's population policies are reflected in multilateral negotiations and resolutions focused on these issues. To effectively represent U.S. priorities and policies internationally, U.S. government presence at international fora is required.

PRM, the central point of contact for international population policy issues and guidance on sexual and reproductive health and rights, serves as the U.S. government's institutional lead on the UN Population Fund (UNFPA) and the UN Commission on Population and Development, and the Bureau is responsible for the Department's regular engagement with both. PRM staff manage all aspects of UNFPA's institutional relationship with the Department and work closely with the Bureau of International Organization Affairs.

The Executive Board (ExBd) of UNFPA, of which the United States is a member, meets three times a year. PRM leads the U.S. interagency preparations for these meetings and is responsible for drafting and delivering statements and other interventions. Recent issues on the agenda for discussion and action included Administration priorities, such as: UNFPA's programs to prevent and respond to gender-based violence; the prevention of sexual exploitation and abuse; and the provision of sexual and reproductive healthcare in humanitarian settings.

PRM is also responsible for managing U.S. participation in the UN Commission on Population and Development, which is instrumental in the review of global efforts to meet the 2030 UN Sustainable Development Goals related to sexual and reproductive health and rights. Similar to its UNFPA ExBd responsibilities, PRM is responsible for preparations for and engagement by the United States in the Commission's work. In this regard, PRM's population staff will be engaged throughout 2023 and 2024 in USG and UN preparations for the 30<sup>th</sup> anniversary of the 1994 International Conference on Population and Development.

PRM's diplomatic engagement on international population issues, including advancing the Administration's priorities related to sexual and reproductive health and rights and the re-engagement with UNFPA, requires the FY 2024 funding requested.

# BUREAU OF POPULATION, REFUGEES AND MIGRATION

## *Detailed Resource Summary*

Bureau of Population, Refugees, and Migration (PRM)	Positions					Funds (\$ in thousands)		
	CS	American FS Dom	Overseas	FSN	Pos Total	Bureau Managed	American Salaries	Funds Total
FY 2022 Actual	-	-	-	-	-	620	-	620
FY 2023 Request	-	-	-	-	-	620	-	620
FY 2024 Built-in Changes								
2024 American Pay Raise	-	-	-	-	-	10	-	10
Total Built-in Changes	-	-	-	-	-	10	-	10
FY 2024 Current Services	-	-	-	-	-	630	-	630
FY 2024 Request	-	-	-	-	-	630	-	630

## *Staff and Funds by Domestic Organization Units*

(\$ in thousands)

Bureau of Population, Refugees, and Migration (PRM)	FY 2022 Actual			FY 2023 Adjusted Enacted			FY 2024 Request			Increase/ Decrease		
	Am	FSN	Funds	Am	FSN	Funds	Am	FSN	Funds	Am	FSN	Funds
Office of Multilateral and External Relations	-	-	620	-	-	620	-	-	630	-	-	10
<b>Total</b>	-	-	<b>620</b>	-	-	<b>620</b>	-	-	<b>630</b>	-	-	<b>10</b>

## *Funds by Object Class*

(\$ in thousands)

Bureau of Population, Refugees and Migration (PRM)	FY 2022 Actual	FY 2023 Adjusted Enacted	FY 2024 Request	Increase/ Decrease
1100 Personnel Compensation	415	383	393	10
1200 Personnel Benefits	130	173	173	-
2100 Travel & Trans of Persons	75	64	64	-
<b>Total</b>	<b>620</b>	<b>620</b>	<b>630</b>	<b>10</b>

# OFFICE TO MONITOR AND COMBAT TRAFFICKING IN PERSONS

## *Resource Summary*

(\$ in thousands)

Office to Monitor and Combat Trafficking in Persons (TIP)	FY 2022 Actual	FY 2023 Adjusted Enacted	FY 2024 Request	Change from FY2023 Adjusted Enacted
Office to Monitor and Combat Trafficking in Persons	21,771	23,092	24,118	1,026
Positions	86	86	89	3

---

## WHO WE ARE & WHY IT MATTERS

---

The Office to Monitor and Combat Trafficking in Persons (TIP Office) leads the Department’s global efforts to combat human trafficking by: objectively analyzing government efforts and identifying global trends; engaging in and supporting strategic bilateral and multilateral diplomacy; targeting foreign assistance to build sustainable capacity of governments and civil society to prosecute and punish traffickers, identify and protect victims, and prevent human trafficking; advancing the coordination of federal anti-trafficking policies across agencies; managing and leveraging operational resources to achieve strategic priorities; and engaging and partnering with civil society, survivors, the private sector, and the public to advance the fight against human trafficking. The TIP Office supports the priorities of the Trafficking Victims Protection Act, which authorized the establishment of the Office and outlines mandates for the Department and other Executive Branch agencies to combat human trafficking.

The TIP Office’s strategic goals, as outlined in its FBS, support the Department of State and U.S. Agency for International Development’s FY 2022-2026 Joint Strategic Plan (JSP) Goal 3 to Strengthen democratic institutions, uphold universal values, and promote human dignity; and Strategic Objective 3.1 to Promote good governance and defend strong, accountable, and resilient democracies that deliver for their citizens; and Strategic Objective 3.2 to Advance equity, accessibility, and rights for all. The Office’s work supports efforts to address racial and other inequities as well as vulnerabilities of underserved communities that place these populations at increased risk of trafficking both domestically and overseas, in support of the E.O. on *Advancing Racial Equity and Support for Underserved Communities* and of the E.O. *Establishment of the White House Gender Policy Council* along with the Strategic Resource Themes advancing these priorities.

The FY 2024 Request allows the TIP Office to lead global efforts to combat human trafficking by continuing to engage with foreign governments, international organizations, civil society, and the private sector; support coordination of U.S. federal government efforts; and manage foreign assistance programs. The TIP Office assesses the anti-trafficking efforts of 188 countries and territories, including the United States, through the TIP Report and leads Department engagement with foreign governments and multilateral organizations, urging them to improve their efforts to combat trafficking. These efforts have motivated widespread adoption, improvement, and implementation of anti-trafficking laws and policies. The TIP Office funds implementing partners to develop criminal justice capacity, provide comprehensive victim care, assist foreign governments to identify trafficking victims more effectively, and support prevention activities, among other objectives and activities.

The TIP Office supports the Secretary of State in his role as chair of the President’s Interagency Task Force to Monitor and Combat Trafficking in Persons (PITF), comprised of 20 federal agencies including the White House National Security Council, Gender Policy Council, and Domestic Policy Council. In this role, the TIP Office helps coordinate and advise on high-profile anti-trafficking priorities, including at the request of the White House

## OFFICE TO MONITOR AND COMBAT TRAFFICKING IN PERSONS

and Department leadership. Secretary Blinken’s 2021 National Freedom Day statement expressed that “the Department of State will do everything in its power to revitalize its commitments and strengthen efforts to address these issues globally.” He noted that the “United States takes seriously our role as a leader in the global fight to combat all forms of human trafficking.”

The TIP Office also supports a presidentially appointed advisory council that provides advice and recommendations to the PITF, which is comprised of survivors of human trafficking. The Office funds a Human Trafficking Expert Consultant Network contract to provide input on the Department’s anti-trafficking policies, strategies, and products to further the Office’s survivor engagement priority, a central tenet of the Department’s policy to combat human trafficking and the federal government’s overall approach. Finally, the TIP Office works with international partners to encourage strong criminal justice and victim protection responses, providing subject matter expertise during multilateral negotiations and specialized meetings on human trafficking.

The TIP Office is actively participating in the Department’s Diversity, Equity, Inclusion, and Accessibility (DEIA) initiatives, including the Agency Equity Team. Multiple TIP Office staff actively contributed to development of the new FY 2021 Operational Plan Key Issue on Advancing Racial Equality and Supporting Underserved Communities. As the Office goes through the learning phase regarding implementation of Executive Order 13985 and guidance in Executive Order 14020, calibration in foreign assistance and diplomatic activities will continue. Anti-trafficking work intrinsically involves equity and equality considerations. Data from the Prevalence Reduction Innovation Forum may have broader relevance for foreign assistance programming. This will allow the TIP Office to advance important U.S. priorities in *Advancing Racial Equity and Support for Underserved Communities, Promoting Gender Equity and Equality*; this aligns with Strategic Resource Themes that focus on championing democracy and human rights, equity, and inclusion for all, and building a diverse, equitable, and inclusive workforce.

---

### BUREAU STRATEGIC GOALS

---

1. Lead global efforts to combat human trafficking through prosecution and hold traffickers accountable.
2. Identify promising practices and global trends to improve the provision of protection and comprehensive assistance to human trafficking victims.
3. Strengthen global efforts to prevent human trafficking.
4. Advance and institutionalize cross-cutting approaches to anti-trafficking policies and strategies through key partnerships.
5. Cultivate and develop a dynamic, diverse, inclusive, and innovative workforce.

To view more of the bureau strategy, please visit <https://www.state.gov/functional-bureau-strategies/>.

---

### JUSTIFICATION OF REQUEST

---

The FY 2024 Diplomatic Programs (DP) Program Operations Request for the TIP Office is \$24.1 million, a net increase of \$1 million above the FY 2023 Adjusted Enacted to support the following activities and initiatives:

- \$637,000 to support the 2024 American pay raise and annualization of the 2023 pay raise.
- \$38,000 for three new Civil Service positions, substantially offset by reduction of three contract positions.
- \$350,000 for the build-up of evaluation capacity with a focus on technology as well as monitoring and evaluation (M&E).

# OFFICE TO MONITOR AND COMBAT TRAFFICKING IN PERSONS

## **Staffing**

The conversion of three contractor positions is necessary to ensure management and oversight of expanding programs with inherently governmental functions reserved for performance by federal government employees. The positions will support the following.

**Child Protection Compact (CPC) Partnership:** One Foreign Affairs Officer position in the International Program (IP) Section will support the growing program as a Grants Officer Representative (GOR), providing proper grantee oversight of the program, communicating with the congressional and Administration stakeholders, negotiating new Partnerships with foreign governments, and engaging with U.S. government and other donor partners. The Office's CPC Partnership program is a more than \$24 million initiative. In 2014, Congress appropriated \$5 million to support CPCs and it funded a similar amount almost annually until FY 2020. In FY 2021 Congress increased the annual allocation to \$10 million. The CPC Partnership program is the Office's second largest and at its expected rate of growth, it will total more than \$42 million by FY 2023 and continue to expand in follow-on years. Additional staff is needed in response to the increased expectation to complete one CPC a year and to ensure sufficient management and oversight controls of this program, which is inherently governmental, while accommodating high levels of attention. This position supports JSP Goal 3, Strategic Objectives: 3.1.

**Program Analyst:** A program analyst position in the Resource Management and Planning (RMP) Section will support and provide oversight plus technical assistance of grant instruments due to the requested increase in foreign assistance programming within the International Programs section portfolios. The position will provide technical assistance and oversight to the GORs in the International Programs section and work collaboratively with the Evaluation Coordinator and Monitoring and Evaluations contractor to devise evaluation and data collection strategies in support of the expanded foreign assistance portfolio. This request also aligns with JSP Goal 3, Strategic Objectives 3.1 and 3.4.

**Program Analyst:** A second program analyst position in RMP will manage unliquidated obligations and provide travel support activities for the office. This position will enable the TIP Office to de-obligate balances and reclassify available funds within the DP and INCLE allotments in a timely manner pursuant to Departmental guidance to realign available funding to ongoing program requirements. RMP has difficulty reducing unexpended balances and will fall further behind in this area as the TIP Office continues to grow. Additionally, as the TIP Office looks to pivot away from its service level agreement with INL and GTM, this position will absorb the increased workload and responsibilities associated with the office's continued growth and expansion. This request aligns with JSP Goal 3, Strategic Objective 3.2.

## **Expand M&E Programming**

The Request includes \$350,000 for the build-up of evaluation capacity with a focus on technology and M&E. Over the past five years, the TIP Office has increased its investment in evaluations in support of the Evidence-Based Policymaking Act of 2018 and Department of State Evaluation Policy. In FY 2022, the TIP Office completed six evaluations, at an approximate cost of \$1.9 million with DP and INCLE funds. An increase in funding will be used to help the TIP Office identify priority research questions to improve the execution and effectiveness of the TIP Office's global human trafficking mission.

The TIP Office strategy for evaluations establishes a separate budget line starting in FY 2024 to focus specifically on evaluation and Learning Agenda activities for the TIP Office and to determine effectiveness of the office's activities to combat trafficking in persons, especially diplomatic and public engagement activities funded by DP funds. A stand-alone budget line item for evaluation builds the TIP Office's evaluation capacity and expands

## OFFICE TO MONITOR AND COMBAT TRAFFICKING IN PERSONS

M&E opportunities to assess the performance and impact of policies and efforts across all sections. These funds will also support investments in skill development and technologies related to monitoring and evaluation methodologies, software, and other cutting-edge techniques.

RMP will lead this evaluation strategy starting in FY 2024 to include the design of the TIP Office's DOS Learning Agendas and training activities to strengthen and support the Secretary's modernization agenda and improve knowledge management. The Request also includes costs for administration and oversight of two third-party contractors to work on data collection and synthesis of collected data. The necessary skills in this multi-disciplinary area will bridge and leverage the expertise needed to support program evaluation standards and practices to IP's expanded foreign assistance portfolio as well as support evaluating and assessing innovative ways to improve the scope and impact of anti-trafficking programs.

According to 18 FAM 300, the Department's evaluation policy, each bureau/office must conduct at least one evaluation per year, especially for large and pilot projects. The TIP Office's target is at least two evaluations per year, focused on decision-making and promising practices. The Evaluation strategy aligns with the FBS Bureau Cross-Cutting Management Goal 1, Objective 1.2 to prioritize and realign resources across teams to advance Bureau Goals 1-4 and JSP Goal 4, Strategic Objective 4.2.

### *Detailed Resource Summary*

Office to Monitor and Combat Trafficking in Persons (TIP)	Positions					Funds (\$ in thousands)		
	CS	American FS Dom	Overseas	FSN	Pos Total	Bureau Managed	American Salaries	Funds Total
FY 2022 Actual	77	9	1	1	86	8,272	13,499	21,771
FY 2023 Adjusted Enacted	77	9	1	1	86	8,312	14,780	23,092
FY 2024 Built-in Changes								
Annualization of the 2023 American Pay Raise	-	-	-	-	-	-	107	107
2024 American Pay Raise	-	-	-	-	-	54	477	531
Total Built-in Changes	-	-	-	-	-	54	584	638
FY 2024 Current Services	77	9	-	-	86	8,366	15,364	23,730
FY 2024 Program Changes								
New Positions	3	-	-	-	3	247	336	583
Build TIP Office Evaluation Capacity	-	-	-	-	-	350	-	350
Offset for Contract Conversion	-	-	-	-	-	(545)	-	(545)
Total Program Changes	3	-	-	-	3	52	336	388
FY 2024 Request	80	9	-	-	89	8,418	15,700	24,118



# OFFICE TO MONITOR AND COMBAT TRAFFICKING IN PERSONS

## *Staff and Funds by Domestic Organization Units*

(\$ in thousands)

Office to Monitor and Combat Trafficking in Persons (TIP)	FY 2022 Actual			FY 2023 Adjusted Enacted			FY 2024 Request			Increase/ Decrease		
	Am	FSN	Funds	Am	FSN	Funds	Am	FSN	Funds	Am	FSN	Funds
Trafficking in Persons Office	86	-	20,936	86	-	23,092	89	-	24,118	3	-	1,026
<b>Total</b>	<b>86</b>	<b>-</b>	<b>20,936</b>	<b>86</b>	<b>-</b>	<b>23,092</b>	<b>89</b>	<b>-</b>	<b>24,118</b>	<b>3</b>	<b>-</b>	<b>1,026</b>

## *Funds by Object Class*

(\$ in thousands)

Office to Monitor and Combat Trafficking in Persons (TIP)	FY 2022 Actual	FY 2023 Adjusted Enacted	FY 2024 Request	Increase/ Decrease
1100 Personnel Compensation	10,606	11,108	11,728	620
1200 Personnel Benefits	4,143	5,025	5,351	326
2100 Travel & Trans of Persons	490	500	500	-
2300 Rents, Comm & Utilities	190	224	227	3
2400 Printing & Reproduction	200	256	259	3
2500 Other Services	5,994	5,831	5,905	74
2600 Supplies and Materials	77	77	77	-
3100 Personal Property	71	71	71	-
<b>Total</b>	<b>21,771</b>	<b>23,092</b>	<b>24,118</b>	<b>1,026</b>

# OFFICE OF THE SECRETARY

## *Resource Summary*

(\$ in thousands)

Office of the Secretary (S)	FY 2022 Actual	FY 2023 Adjusted Enacted	FY 2024 Request	Change from FY 2023 Adjusted Enacted
Office of the Secretary	161,316	171,660	203,118	31,458
Positions	594	572	584	12

---

## WHO WE ARE & WHY IT MATTERS

---

The Secretary of State is the President's principal foreign policy advisor. The Offices of the Secretary (S) provide overall direction and coordination for Department of State domestic offices and U.S. missions abroad. They are the primary interlocutors on foreign policy with the White House, the Congress, members of the interagency the foreign affairs community, and foreign leaders.

The FY 2024 Request includes the personnel and financial resources for the Secretary's Executive Secretariat, Deputy Secretaries of State, Counselor, and five of the six Under Secretaries who direct the operation of Department bureaus and offices, including: Civilian Security; Democracy and Human Rights; Economic Growth, Energy and the Environment; Political Affairs; Arms Control and International Security; and Public Diplomacy and Public Affairs.

While the budget for the Under Secretary for Management (M) is presented separately, the Secretary's Executive Secretariat staff provides policy and administrative support to M. The FY 2024 Request also supports the special-mission offices that report directly to the Secretary and other Department principals and carry out high-priority, sensitive work. These include:

- **Office of Policy Planning:** provides independent policy advice and analysis to the Secretary;
- **Office of Civil Rights:** fosters a work environment free of discrimination throughout the Department;
- **Office of the Ombudsman:** advises the Secretary and senior management on non-union, systemic issues affecting the Departments' workforce;
- **Foreign Service Grievance Board:** established by the Foreign Service Act of 1980;
- **Office of Foreign Assistance:** charged with directing the transformation of the U.S. Government approach to foreign assistance;
- **Office of Sanctions Coordination:** coordinates Department action and analysis on sanctions policy and strengthens the effectiveness of sanctions as a tool of U.S. foreign policy;
- **Office of Global Criminal Justice:** advises the Secretary on efforts to address serious violations of international humanitarian law;
- **Office of Global Women's Issues:** leads the Department's efforts in integrating international women's issues into all strategic objectives;

## OFFICE OF THE SECRETARY

- **Office of the Chief Economist:** advises the Secretary on emerging economic issues;
- **Special Envoy for Israeli-Palestinian Negotiations:** strategizes and carries out new approaches to bringing peace and stability to this region;
- **Iran Action Group:** directs, reviews, and coordinates all aspects of the Department's Iran-related activity;
- **Diversity and Inclusion Office:** strengthens implementation, tracking, and accountability of the Department-wide Diversity and Inclusion Strategic Plan;
- **Special Presidential Envoy for Climate:** leads diplomatic engagement on climate change;
- **Special Envoy for Critical and Emerging Technology:** leads and coordinates the Department's work on elevating critical and emerging technologies as a central feature of U.S. diplomacy;
- **Special Envoy for the Arctic:** leads and coordinates the advancement of U.S. interests in the Arctic related to safety and security, sustainable economic growth, and strengthening cooperation among Arctic States to perpetuate and defend the rules-based order in the region; and,
- **Office of the Presidential Coordinator for the Partnership for Global Infrastructure:** focuses on the diplomatic aspects of sourcing and advancing major infrastructure deals.

The S Bureau provides leadership on the Secretary's highest priorities, ensuring foreign assistance and diplomatic operations are efficient, effective, and accountable. The Bureau translates the Secretary's vision and directives into well-coordinated action across the Department and the interagency, domestically, and abroad.

The Bureau invests in and maintains systems that bring transparency and accountability to the Department's expenditures and ensures collaboration and documentation of policy formulation. The S Bureau, particularly the Executive Secretariat and the Office of Management Strategy and Solutions, enables Department leadership to model and direct the secure, efficient, and agile execution of diplomacy. In addition, the S Bureau provides Department leadership with the capacity to monitor and manage crises while continuing to undertake essential operations.

The S Bureau provides support and direction that enable the Secretary to prioritize and improve the Department's preparedness to ensure the safety of employees and citizens overseas. The Executive Secretariat ensures that information supporting leadership's decisions and the documentation of the Department's actions are managed with appropriate levels of collaboration, transparency, retention, availability, and security.

---

---

### BUREAU STRATEGIC GOALS

---

---

To view the strategies of offices reporting directly to the Secretary, please visit <https://www.state.gov/functional-bureau-strategies/>.

## OFFICE OF THE SECRETARY

---

### JUSTIFICATION OF REQUEST

---

The FY 2024 Request is \$203.1 million. This level includes: \$2.0 million for the 2024 American pay raise; \$775,000 for the annualization of the 2023 American pay raise; \$137,000 for the annualization of 2023 new positions; \$12.5 million for a Real Property Working Capital Fund adjustment; and \$760,000 for an IT Working Capital Fund adjustment.

The FY 2024 Request also includes \$6.2 million for the Executive Secretariat's Office of Executive Technology (S/ES-ExecTech) continued work in providing digital services and solutions to help the Secretary and Department Principal officers advance foreign policy goals. ExecTech provides digital services to Department customers both domestically and abroad, 24x7x365. This funding will support the provision of meaningful digital solutions to the S Bureau with the security, flexibility, and timeliness required given the unique needs of the Office of the Secretary.

In addition, the Budget contains \$4.6 million, including funding for six new positions, for the Operations Center (S/ES-O). This funding will enable S/ES-O to continue IT modernization through continuous investment in systems that adapt to new, evolving technologies. This funding level will protect investments and support the Operations Center's efforts to maintain content management software, media monitoring tools, data visualization, and dashboards specifically tailored to the needs of the Department. This funding will bolster the projects begun in FY 2022 and FY 2023 to collaborate with interagency partners on time-sensitive information before, during, and after crises; included in the Budget is funding for additional technical staff, licenses, graphic designers, applications, cyber security or protection, quality assurance testing, and long-term maintenance.

The FY 2024 Request dedicates \$1.0 million for the Office of Foreign Assistance's (F) work in providing adaptive maintenance (formerly operations and maintenance) support for the Foreign Assistance Coordination and Tracking System (FACTS) Info system. This investment includes support for the continuation of FACTS adaptive maintenance activities, including: steady state development and enhancements; testing; system administration; security administration; infrastructure support; a hardware/software refresh; and customer service/help desk and project management support.

The Budget will maintain the baseline information system essential for Development, Modernization and Enhancements (DME) systems improvements, with \$500,000 dedicated to the first year of a two-year FACTS Info Source Code Modernization Project. This two-year project will update the source code for the FACTS Info system from the obsolete AngularJS and unsupported .Net framework by rebuilding FACTS Info source code in the current Angular development framework and latest supportable .NET framework. The source code modernization project will also move away from the monolithic architecture to minimize interdependencies. Funding will also support the Evidence-Based Policymaking Act of 2018 (the Evidence Act).

The Office of the Chief Economist (OCE) analyzes key economic indicators and generates data-driven insights for Department principals to evaluate policy options. The FY 2024 Request includes \$350,000 in support of the OCE to provide strategic and timely advice on foreign policy priorities from an economic perspective to senior leaders across the Department.

In addition, the FY 2024 Request contains \$1.5 million for the Under Secretary for Civilian Security, Democracy, and Human Rights (J) in order to advance the Department's foreign policy agenda more effectively. Initiatives undertaken by J include supporting the implementation of the Department's robust equity and inclusion agenda and generating an understanding that personnel decisions shine a light on policy priorities. Actions reflective of U.S. priorities are: multi-level, bringing together sub-national governments, the private sector, civil society, and local organizations; inclusive, including those representing marginalized and indigenous communities, persons

## OFFICE OF THE SECRETARY

with disabilities, LGBTQI+ individuals, women, and older persons; and socially responsible, promoting equity, inclusion, accessibility, human rights, and resilience.

The FY 2024 Request includes \$1.2 million (inclusive of funding for four new positions) for the Office of Sanctions Coordination (S/SC) to successfully execute its statutory obligations and mandate. The FY 2022 and FY 2023 Budgets were a straight-line continuation of personnel and funding resources from pre-FY 2017. There were more than twenty programs in the Department and significant global programs on corruption, human rights, Russia, Iran, and Chinese were enacted by statute and execution action from 2017 and 2020, and the pace continues to grow. The additional full-time employees (FTE) will make it possible for S/SC to execute its congressionally mandated functions, Department policy objectives, and responsibilities in providing better sanctions coordination across the Department, interagency and intel communities. This will help the Department play a lead role in diplomatic efforts against evasion and disinformation as well as addressing corruption and human rights abuses.

Finally, the FY 2024 Request includes \$389,000 for two new Civil Service position to provide oversight of funding for the Compacts of the Free Association (COFA) with the Freely Associated States (FAS) of Micronesia, the Marshall Islands, and Palau.

### *Detailed Resource Summary*

Office of the Secretary (S)	Positions					Funds (\$ in thousands)		
	American			FSN	Pos Total	Bureau Managed	American Salaries	Funds Total
	CS	FS Dom	Overseas					
FY 2022 Actual	388	206	-	-	594	82,136	79,180	161,316
FY 2023 Adjusted Enacted	369	203	-	-	572	90,840	80,820	171,660
FY 2024 Built-in Changes								
Annualization of 2023 New Positions	-	-	-	-	-	-	137	137
Annualization of the 2023 American Pay Raise	-	-	-	-	-	-	775	775
2024 American Pay Raise	-	-	-	-	-	169	1,877	2,046
Real Property WCF Adjustment	-	-	-	-	-	12,458	-	12,458
Total Built-in Changes	-	-	-	-	-	12,627	2,789	15,416
FY 2024 Current Services	369	203	-	-	572	103,467	83,609	187,076
FY 2024 Program Changes								
COFA Oversight	2	-	-	-	2	165	224	389
WCF IT Increases	-	-	-	-	-	760	-	760
S/ES-ExecTech (S/ES-ET)	-	-	-	-	-	6,228	-	6,228
Operations Center (S/ES-O)	3	3	-	-	6	3,905	684	4,589
Office of Foreign Assistance (F)	-	-	-	-	-	1,000	-	1,000
Office of the Chief Economist (OCE)	-	-	-	-	-	350	-	350

## OFFICE OF THE SECRETARY

Office of the Secretary (S)	Positions					Funds (\$ in thousands)		
	American			FSN	Pos Total	Bureau Managed	American Salaries	Funds Total
	CS	FS Dom	Overseas					
Under Secretary for Civilian Security, Democracy, and Human Rights (J)	-	-	-	-	-	1,500	-	1,500
Office of Sanctions Coordination (S/SC)	2	2	-	-	4	771	455	1,226
Total Program Changes	7	5	-	-	12	14,679	1,363	16,042
FY 2024 Request	376	208	-	-	584	118,146	84,972	203,118

### *Staff and Funds by Domestic Organization Units*

(\$ in thousands)

Office of the Secretary (S)	FY 2022 Actual			FY 2023 Adjusted Enacted			FY 2024 Request			Increase/ Decrease		
	Am	FSN	Funds	Am	FSN	Funds	Am	FSN	Funds	Am	FSN	Funds
Civil Rights	37	-	8,021	37	-	8,120	37	-	8,372	-	-	252
Civil Service Ombudsman	6	-	1,132	6	-	1,148	6	-	1,189	-	-	41
Deputy Secretary of State	18	-	4,067	14	-	4,115	14	-	4,237	-	-	122
ExecTech	-	-	17,985	-	-	19,219	-	-	25,767	-	-	6,548
Executive Office	42	-	9,803	42	-	11,840	42	-	21,456	-	-	9,616
Executive Secretariat	65	-	8,885	65	-	9,060	65	-	9,502	-	-	442
Foreign Service Grievance Board	5	-	1,715	5	-	1,728	5	-	1,762	-	-	34
Information Resource Management	50	-	-	50	-	-	50	-	-	-	-	-
New Policy Positions	46	-	16,278	19	-	17,136	25	-	18,631	6	-	1,495
Office for Global Women's Issues	25	-	6,616	25	-	7,393	25	-	11,854	-	-	4,461
Office of Diversity and Inclusion (S/ODI)	12	-	6,613	13	-	6,194	13	-	6,276	-	-	82
Office of Global Criminal Justice	20	-	4,173	20	-	4,227	20	-	4,363	-	-	136
Office of U.S. Foreign Assistance Resources	46	-	12,510	46	-	15,934	46	-	17,247	-	-	1,313
Office of the Counselor	10	-	1,846	10	-	1,873	10	-	1,941	-	-	68
Office of the Secretary	16	-	10,784	16	-	10,827	16	-	10,936	-	-	109
Office of the Special Envoy for Critical and Emerging Technology	11	-	2,551	18	-	3,011	18	-	3,086	-	-	75
Operations Center	74	-	14,444	75	-	15,643	81	-	20,052	6	-	4,409
Policy Planning Staff	30	-	4,321	30	-	4,402	30	-	4,606	-	-	204
Special Presidential Envoy for Climate	8	-	16,726	8	-	16,747	8	-	16,801	-	-	54
Under Secretary for Arms Control	12	-	2,518	12	-	2,550	12	-	2,632	-	-	82

## OFFICE OF THE SECRETARY

Office of the Secretary (S)	FY 2022 Actual			FY 2023 Adjusted Enacted			FY 2024 Request			Increase/ Decrease		
	Am	FSN	Funds	Am	FSN	Funds	Am	FSN	Funds	Am	FSN	Funds
Under Secretary for Civilian Security, Democracy and HR	24	-	3,964	24	-	4,029	24	-	5,692	-	-	1,663
Under Secretary for Economic Affairs	20	-	3,337	20	-	3,391	20	-	3,527	-	-	136
Under Secretary for Political Affairs	17	-	3,027	17	-	3,073	17	-	3,189	-	-	116
<b>Total</b>	<b>594</b>	<b>-</b>	<b>161,316</b>	<b>572</b>	<b>-</b>	<b>171,660</b>	<b>584</b>	<b>-</b>	<b>203,118</b>	<b>12</b>	<b>-</b>	<b>31,458</b>

### *Funds by Object Class*

(\$ in thousands)

Office of the Secretary (S)	FY 2022 Actual	FY 2023 Adjusted Enacted	FY 2024 Request	Increase/ Decrease
1100 Personnel Compensation	67,789	69,910	73,318	3,408
1200 Personnel Benefits	20,625	21,123	22,163	1,040
2100 Travel & Trans of Persons	14,001	15,485	16,335	850
2300 Rents, Comm & Utilities	4,525	5,005	5,070	65
2400 Printing & Reproduction	35	39	239	200
2500 Other Services	50,355	55,663	76,628	20,965
2600 Supplies and Materials	1,596	1,765	1,824	59
3100 Personal Property	2,333	2,580	7,451	4,871
4200 Insurance Claims & Indemnities	57	90	90	-
<b>Total</b>	<b>161,316</b>	<b>171,660</b>	<b>203,118</b>	<b>31,458</b>

## **DIPLOMATIC PROGRAMS: SECURITY PROGRAMS**

**Counterterrorism**  
**Office of Foreign Missions**  
**Special Presidential Envoy for Hostage Affairs**  
**Worldwide Security Protection**



# BUREAU OF COUNTERTERRORISM

## *Resource Summary*

(\$ in thousands)

Bureau of Counterterrorism (CT)	FY 2022 Actual	FY 2023 Adjusted Enacted	FY 2024 Request	Change from FY2023 Adjusted Enacted
Bureau of Counterterrorism	34,100	35,814	39,608	3,794
Positions	146	127	127	-

---

## WHO WE ARE & WHY IT MATTERS

---

The Bureau of Counterterrorism (CT) focuses on countering the full spectrum of terrorist threats confronting the United States and its allies, including: al-Qa'ida; the Islamic State of Iraq and Syria (ISIS); Iran-backed terrorist groups; and Racially or Ethnically Motivated Violent Extremists (REMVE). The Bureau's role continues to grow in importance under the Biden-Harris Administration's new international counterterrorism strategy, which places greater emphasis on diplomacy, multilateralism, and the strengthening of U.S. partners' civilian counterterrorism capacity.

CT coordinates with domestic security agencies to expand international efforts aimed at disrupting terrorist networks and preventing terrorist attacks against the U.S. homeland, U.S. citizens abroad, and the country's facilities across the globe. The Bureau leads U.S. efforts to: build foreign partners' political will to combat terrorism; bolster local civilian law enforcement capabilities; and mobilize shared approaches to counterterrorism globally. CT's multilateral approach combines diplomatic and capacity-building efforts to strengthen international counterterrorism norms and create more stable security conditions, both of which help advance the Administration's broader foreign policy priorities. While working to advance these priorities, CT actions also serve to: counter Russian and Chinese influence in the security sector; reinforce the Department's good governance programming; and promote U.S. stabilization efforts worldwide.

The Bureau's key efforts to counter terrorist threats include:

- engaging with the National Security Council (NSC) and the interagency on counterterrorism policy development, operational planning, and coordination with bilateral partners and multilateral counterterrorism organizations;
- leading the 85-member Global Coalition to Defeat ISIS's efforts, including those that counter ISIS affiliates operating outside of Iraq and Syria;
- supporting the repatriation and disposition of ISIS fighters and their family members detained in Syria, including children;
- bolstering international partners' capabilities to prosecute, or rehabilitate and reintegrate, these returnees, as appropriate;
- increasing financial pressure against terrorist groups, including through the use of terrorism designations and unilateral/multilateral sanctions;
- strengthening partners' law enforcement and judicial capacities to respond to terrorist activity and bring perpetrators to justice, including through the effective use of battlefield evidence;
- increasing information sharing and building partners' national capabilities to detect and disrupt terrorist travel, plots, and networks;
- preventing and countering violent extremism, including racially or ethnically motivated violent extremism, both online and offline;

## BUREAU OF COUNTERTERRORISM

- leading international fora and diplomatic efforts dedicated to countering Iran-backed terrorist activity;
- engaging with key interagency partners and international stakeholders to counter terrorist threats involving weapons of mass destruction, improvised weapons, and unmanned systems; and,
- combating Chinese and Russian approaches to shape international counterterrorism norms by building counterterrorism partnerships guided by the rule of law and respect for human rights.

---

### BUREAU STRATEGIC GOALS

---

1. Terrorist plots and terrorist movements are disrupted.
2. Sources of terrorist strength are severed, and safe havens eliminated.
3. Violent extremist radicalization, recruitment, and inspiration to violence is diminished.
4. International partners have the necessary political will to address terrorist threats within their borders.

To view more of the bureau strategy, please visit <https://www.state.gov/functional-bureau-strategies/>.

---

### JUSTIFICATION OF REQUEST

---

The FY 2024 Request is \$39.6 million, a \$3.8 million increase above the FY 2023 Adjusted Enacted level. The Request includes a \$457,000 increase for the FY 2024 American Pay Raise and annualization of the FY 2023 American Pay Raise. The FY 2024 Request also includes \$3.3 million to support Real Property and IT Working Capital Fund increases.

FY 2024 Justification of Request for the Office of the Special Presidential Envoy for Hostage Affairs (SPEHA) is provided in a separate chapter that includes FY 2023 and FY 2024 resources for SPEHA.

### *Detailed Resource Summary*

Bureau of Counterterrorism (CT)	Positions					Funds (\$ in thousands)		
	American			FSN	Pos Total	Bureau Managed	American Salaries	Funds Total
	CS	FS Dom	Overseas					
FY 2022 Actual	117	29	-	-	146	15,189	18,911	34,100
FY 2023 Adjusted Enacted	104	23	-	-	127	12,615	23,199	35,814
FY 2024 Built-in Changes								
Annualization of the 2023 American Pay Raise	-	-	-	-	-	-	135	135
2024 American Pay Raise	-	-	-	-	-	13	322	335
Real Property WCF Adjustment	-	-	-	-	-	3,015	-	3,015
Total Built-in Changes	-	-	-	-	-	3,028	457	3,485
FY 2024 Current Services	104	23	-	-	127	15,643	23,656	39,299
FY 2024 Program Changes								

## BUREAU OF COUNTERTERRORISM

Bureau of Counterterrorism (CT)	Positions					Funds (\$ in thousands)		
	American			FSN	Pos Total	Bureau Managed	American Salaries	Funds Total
	CS	FS Dom	Overseas					
IRM/WCF - IT WCF Modernization	-	-	-	-	-	309	-	309
Total Program Changes	-	-	-	-	-	309	-	309
FY 2024 Request	104	23	-	-	127	15,952	23,656	39,608

### *Staff and Funds by Domestic Organization Units* (\$ in thousands)

Bureau of Counterterrorism (CT)	FY 2022 Actual			FY 2023 Enacted			FY 2024 Request			Increase/ Decrease		
	Am	FSN	Funds	Am	FSN	Funds	Am	FSN	Funds	Am	FSN	Funds
Coordinator for Counterterrorism	23	-	5,497	23	-	6,486	23	-	7,174	-	-	688
Deputy Coordinator for Homeland Security, Screening & and Designations	18	-	5,080	18	-	6,171	18	-	6,730	-	-	559
Deputy Coordinator Terrorism Prevention and Detention	10	-	2,390	10	-	2,821	10	-	3,119	-	-	298
Deputy Coordinator for Military Coordination & Policy	10	-	2,390	10	-	2,821	10	-	3,119	-	-	298
Deputy Coordinator for Regional & Multilateral Affairs	28	-	5,916	28	-	6,800	28	-	7,615	-	-	815
SPEHA	19	-	3,748	-	-	-	-	-	-	-	-	-
The Principal Deputy Coordinator for Counterterrorism	38	-	9,079	38	-	10,715	38	-	11,851	-	-	1,136
<b>Total</b>	<b>146</b>	<b>-</b>	<b>34,100</b>	<b>127</b>	<b>-</b>	<b>35,814</b>	<b>127</b>	<b>-</b>	<b>39,608</b>	<b>-</b>	<b>-</b>	<b>3,794</b>

*Note: SPEHA is shown in a separate chapter for FY 2023 and FY 2024.*

### *Funds by Object Class* (\$ in thousands)

Bureau of Counterterrorism (CT)	FY 2022 Actual	FY 2023 Adjusted Enacted	FY 2024 Request	Increase/ Decrease
1100 Personnel Compensation	14,997	17,999	18,352	353
1200 Personnel Benefits	4,883	5,955	6,072	117
2100 Travel & Trans of Persons	2,324	2,035	2,035	-
2200 Transportation of Things	1	1	1	-
2300 Rents, Comm & Utilities	1,919	1,800	2,109	309
2400 Printing & Reproduction	101	100	100	-

## BUREAU OF COUNTERTERRORISM

Bureau of Counterterrorism (CT)	FY 2022 Actual	FY 2023 Adjusted Enacted	FY 2024 Request	Increase/ Decrease
2500 Other Services	8,411	7,183	7,183	-
2600 Supplies and Materials	150	146	146	-
3100 Personal Property	1,314	595	595	-
3200 Real Property	-	-	3,015	3,015
<b>Total</b>	<b>34,100</b>	<b>35,814</b>	<b>39,608</b>	<b>3,794</b>

## OFFICE OF FOREIGN MISSIONS

### *Resource Summary*

(\$ in thousands)

Office of Foreign Mission (OFM)	FY 2022 Actual	FY 2023 Adjusted Enacted	FY 2024 Request	Change from FY2023 Adjusted Enacted
Office of Foreign Mission	14,113	14,113	17,671	3,558
Positions <sup>1</sup>	-	-	-	-

<sup>1</sup>OFM positions are funded from the Department's Working Capital Fund (WCF).

---

### WHO WE ARE & WHY IT MATTERS

---

The Foreign Missions Act (FMA) (22 U.S.C. § 4301-4316) provides the legal foundation to facilitate secure and efficient operations of U.S. missions abroad, and of foreign missions and international organizations in the United States. Congress mandated the creation of the Office of Foreign Missions (OFM) in the FMA to serve the interests of the American public, the American diplomatic community abroad, and the foreign diplomatic community residing in the United States. This is achieved by ensuring that all diplomatic benefits, privileges, and immunities would be properly exercised in accordance with federal laws and international agreements.

The concept of reciprocity is best established at 22 U.S.C. § 4301 (c), which states: “The treatment to be accorded foreign missions in the United States shall be determined by the Secretary after due consideration of the benefits, privileges, and immunities provided to missions of the United States in the country or territory represented by that foreign mission, as well as matters relating to the protection of the interests of the United States.” As an advocate for reciprocal agreements, OFM presses for fair treatment of U.S. personnel abroad, while assuring foreign diplomats based in the United States receive the same treatment that each respective government provides in return. In addition, OFM assists over 1,100 foreign embassies, consulates, and missions to international organizations in dealing with local government offices in the United States.

OFM is responsible for carrying out one of the Department's mission-essential functions by utilizing the Secretary's authorities under the Foreign Mission Act to ensure the safe and efficient operations of the U.S. missions abroad. Through OFM, the Department is responsible for ensuring that foreign missions located in the United States adhere to all local, state, and federal laws and regulations with regards to the diplomatic immunity privileges afforded to them. The State Department is also responsible for ensuring that U.S. missions overseas are afforded the same appropriate diplomatic privileges.

The FY 2024 Request sustains the important investments provided in the FY 2023 Adjusted Enacted Budget to fulfill the requirements of the Presidential guidelines for implementing the FMA (22 U.S.C. § 4312), enabling the central role of the Department to pursue diplomatic solutions to national security issues. These diplomatic solutions include: employing reciprocity to ensure secure and efficient operations of U.S. missions abroad; regulating the activities of foreign missions in the United States in a manner that will protect U.S. foreign policy and national security interests; and protecting the U.S. public from abuses of privileges and immunities by members of foreign missions in the United States.

OFM's implementation of the FMA includes overseeing the process used to formally establish, accredit, or terminate foreign missions and international organizations in the United States, including by:

- Approving or denying their requests to acquire, renovate, or dispose of real property in the United States;

## OFFICE OF FOREIGN MISSIONS

- Determining, via accreditation, the rights, privileges, and immunities accorded to foreign government and international organization personnel in the United States in Accordance with applicable law;
- Assisting U.S. missions abroad in negotiating the reduction or elimination of taxes and customs on their operations, construction projects, and purchases;
- Regulating the operation, titling, and registration of the foreign missions' use of motor vehicles in the United States;
- Overseeing the process through which shipments consigned to foreign missions and their members are permitted entry into the United States;
- Restricting the travel of certain foreign mission members in the United States;
- Coordinating the policies and procedures on improving the availability of banking and financial services for foreign missions in the United States;
- Coordinating emergency management planning and response for foreign missions in the United States and their personnel; and
- Designating/determining other "benefits" accorded to foreign missions, and the provisions thereof.

OFM represents a substantial positive return on investment for not only the Department, but for the intelligence community, executive branch agencies, and federal, state, and local law enforcement; conversely, not supporting the minimal operational expenses of OFM poses a risk to protecting foreign policy and the national security interests of the United States.

---

---

### BUREAU STRATEGIC GOALS

---

---

1. Employ reciprocity to ensure equitable treatment for U.S. missions and their personnel abroad.
2. Regulate the activities of foreign missions in the United States to protect U.S. foreign policy and national security interests.
3. Protect the U.S. public from the abuses of privileges and immunities by members of foreign missions.

To view more of the bureau strategy, please visit <https://www.state.gov/functional-bureau-strategies/>.

---

---

### JUSTIFICATION OF REQUEST

---

---

The FY 2024 Request totals \$17.7 million, an increase of \$3.6 million from the FY 2023 Adjusted Enacted Budget. This funding level is necessary to fulfill the requirements of the Presidential guidelines for implementing the Foreign Missions Act (22 U.S.C. § 4312) and carry out mission-essential functions of the Department of State.

OFM's FY 2024 Request includes programmatic increases of:

- \$300,000 for OFM's new custodial responsibility for preserving and maintaining three properties owned by the Islamic Emirate of Afghanistan that the Department initially assumed custody of in FY 2022 using its authorities under the Foreign Missions Act (22 U.S.C § 4301-4316, as amended);
- \$500,000 for office relocation costs; and,
- \$151,000 for the Information Technology (IT) Working Capital Fund (WCF) modernization.

The Request also includes a \$2.6 million Base Adjustment for the Real Property WCF, attributable not only to OFM's office space in the HST Building, but also the Foreign Missions Center (FMC) in Washington D.C.

# OFFICE OF FOREIGN MISSIONS

## *Detailed Resource Summary*

Office of Foreign Missions (OFM)	Positions					Funds (\$ in thousands)		
	American			FSN	Pos Total	Bureau Managed	American Salaries	Funds Total
	CS	FS Dom	Overseas					
FY 2022 Actual	-	-	-	-	-	14,113	-	14,113
FY 2023 Adjusted Enacted	-	-	-	-	-	14,113	-	14,113
FY 2024 Base	-	-	-	-	-	14,113	-	14,113
FY 2024 Built-in Changes								
Real Property WCF Adjustment	-	-	-	-	-	2,607	-	2,607
Total Built-in Changes	-	-	-	-	-	2,607	-	2,607
FY 2024 Current Services	-	-	-	-	-	16,720	-	16,720
FY 2024 Program Changes								
IT WCF Adjustment	-	-	-	-	-	151	-	151
Custodial Properties	-	-	-	-	-	300	-	300
Relocations of Regional Offices	-	-	-	-	-	500	-	500
Total Program Changes	-	-	-	-	-	951	-	951
FY 2024 Request	-	-	-	-	-	17,671	-	17,671

## *Staff and Funds by Domestic Organization Units*

(\$ in thousands)

Office of Foreign Missions (OFM)	FY 2022 Actual			FY 2023 Adjusted Enacted			FY 2024 Request			Increase/ Decrease		
	Am	FSN	Funds	Am	FSN	Funds	Am	FSN	Funds	Am	FSN	Funds
Chicago Field Office	-	-	725	-	-	725	-	-	881	-	-	156
Houston Field Office	-	-	721	-	-	721	-	-	878	-	-	157
Los Angeles Field Office	-	-	791	-	-	791	-	-	971	-	-	180
Miami Field Office	-	-	721	-	-	721	-	-	878	-	-	157
New York Field Office	-	-	1,045	-	-	1,045	-	-	1,274	-	-	229
Office of Information Management	-	-	3,177	-	-	3,177	-	-	3,918	-	-	741
Office of Property, Taxes, Services, and Benefits	-	-	3,034	-	-	3,034	-	-	3,734	-	-	700
Office of Vehicles, Tax, Customs	-	-	1,948	-	-	1,948	-	-	2,396	-	-	448
Office of the Deputy Assistant Secretary	-	-	1,332	-	-	1,332	-	-	1,980	-	-	648
San Francisco Field Office	-	-	619	-	-	619	-	-	761	-	-	142
<b>Total</b>	-	-	<b>14,113</b>	-	-	<b>14,113</b>	-	-	<b>17,671</b>	-	-	<b>3,558</b>

## OFFICE OF FOREIGN MISSIONS

### *Funds by Object Class*

(\$ in thousands)

Office of Foreign Missions (OFM)	FY 2022 Actual	FY 2023 Adjusted Enacted	FY 2024 Request	Increase/ Decrease
1100 Personnel Compensation	7,946	7,946	9,846	1,900
1200 Personnel Benefits	2,661	2,661	3,289	628
2100 Travel & Trans of Persons	187	187	234	47
2500 Other Services	3,055	3,055	3,972	917
2600 Supplies and Materials	264	264	330	66
<b>Total</b>	<b>14,113</b>	<b>14,113</b>	<b>17,671</b>	<b>3,558</b>



# SPECIAL PRESIDENTIAL ENVOY FOR HOSTAGE AFFAIRS

## *Resource Summary*

(\$ in thousands)

Special Presidential Envoy for Hostage Affairs (SPEHA)	FY 2022 Actual	FY 2023 Adjusted Enacted	FY 2024 Request	Change from FY2023 Adjusted Enacted
Special Presidential Envoy for Hostage Affairs	-	6,035	7,734	1,699
Positions	-	19	24	5

*Note: For FY 2023 and FY 2024, the Department is highlighting the amount of funds for the Office of the Special Presidential Envoy for Hostage Affairs (S/SPEHA) for illustrative purposes. These funds will continue to be part of the Counterterrorism (CT) allocation and will be executed from that allocation, so these amounts are also accounted for in the CT line of the Diplomatic Programs funding table on page 105. For FY 2022, the Department did not separately highlight the amount of funding for SPEHA, and those amounts are similarly included in the CT chapter.*

---

---

## WHO WE ARE & WHY IT MATTERS

---

---

The Office of the Special Presidential Envoy for Hostage Affairs (S/SPEHA) leads and partners with an inclusive coalition of government and private sector organizations to: secure the freedom of U.S. nationals held hostage or wrongfully detained abroad; support their families; and end the practice of hostage diplomacy. Reporting directly to the Secretary, S/SPEHA was created in 2015 by Presidential Policy Directive 30 and Executive Order 13698-“*Hostage Recovery Activities*.”

As foreign actors continue to seek asymmetric foreign policy tools to reshape the international order and challenge the United States, the threat to U.S. and allied nationals traveling abroad grows. S/SPEHA conducts negotiations and recovery missions in countries where there is little or no U.S. Government presence to safely bring U.S. hostages and wrongful detainees home. S/SPEHA also coordinates with non-governmental organizations, as well as federal and local agencies, to ensure every hostage and wrongful detainee brought home is connected to the resources they need to return to their normal life. In addition, support is provided to the families of ongoing hostage or wrongful detention cases.

S/SPEHA’s activities are centered around the recovery of U.S. nationals held hostage and wrongfully detained overseas, pursuant to the Robert Levinson Hostage Recovery and Hostage-taking Accountability Act and Executive Order No. 14078 “*Bolstering Efforts to Bring Hostages and Wrongfully Detained United States Nationals Home*” (July 2022).

S/SPEHA is the diplomatic and operational lead on wrongful detention cases for the U.S. Government and is the primary contact for family members of wrongful detainees, providing them with case updates and connecting them to available government services. S/SPEHA also leads the Department of State’s efforts to build broad, bilateral and multilateral support for efforts to both end the use of hostage diplomacy as a tactic of statecraft and develop strong deterrent and preventative measures to dissuade foreign actors and protect Americans traveling overseas.

---

---

## JUSTIFICATION OF REQUEST

---

---

Within the Counterterrorism (CT) allocation, the FY 2024 SPEHA Request of \$7.7 million is a \$1.7 million increase from the FY 2023 Adjusted Enacted level. The Budget includes: \$77,000 for the 2024 American Pay

## SPECIAL PRESIDENTIAL ENVOY FOR HOSTAGE AFFAIRS

Raise and the annualization of the 2023 pay raise; \$972,000 for five new Civil Service positions and program management support; and \$650,000 for critical travel requirements.

The increase of \$972,000 million for new positions and program management support is critical to SPEHA's mission. Since the inception of the Office in 2015, S/SPEHA has relied on joint duty assignments, rotational and short-term details, and contractors to perform critical functions, such as: the establishment and coordination of the work of the Hostage Response Group at the National Security Council on specific cases and broader hostage policy; case intake and management; family engagement and victim services coordination [e.g., Post Isolation Support Activity (PISA) coordination and family visits]; sanctions and deterrence coordination; and the development a standing operation to support hostage and wrongful detainee recovery missions. The positions funded by the FY 2024 Request will be used to normalize those functions by shifting staff from detailees to full-time employees.

While the exact number of hostage and wrongful detainee cases is classified, the S/SPEHA Office has seen a significant increase in casework due to the changing global security environment and the passage of the Levinson Act, which mandated a global review of potential cases. To successfully meet S/SPEHA's core mission requirements of recovering U.S. nationals and aiding their families, this increase in cases requires extensive travel. Given the fact that the Department's efforts must address cases in areas where diplomatic relations are sensitive or non-existent, the associated travel costs can prove considerable,

In addition to commercial air travel, S/SPEHA negotiations may require non-commercial travel options to accommodate the unavailability of, or significant risk associated with, commercial options. This factor is especially relevant in those countries where U.S. nationals have been or are being held hostage or wrongfully detained, such as Venezuela, Afghanistan, and Russia. The FY 2024 Request includes \$650,000 to address the Office's essential travel needs.

### *Detailed Resource Summary*

Special Presidential Envoy for Hostage Affairs (SPEHA)	Positions					Funds (\$ in thousands)		
	American			FSN	Pos Total	Bureau Managed	American Salaries	Funds Total
	CS	FS Dom	Overseas					
FY 2022 Actual	-	-	-	-	-	-	-	-
FY 2023 Adjusted Enacted	13	6	-	-	19	2,785	3,250	6,035
FY 2024 Built-in Changes								
Annualization of the 2023 American Pay Raise	-	-	-	-	-	-	22	22
2024 American Pay Raise	-	-	-	-	-	2	53	55
Total Built-in Changes	-	-	-	-	-	2	75	77
FY 2024 Current Services	13	6	-	-	19	2,787	3,325	6,112
FY 2024 Program Changes								
Normalize SPEHA Staffing	3	-	-	-	3	247	336	583
Travel	-	-	-	-	-	650	-	650
Program Management Support	2	-	-	-	2	165	224	389
Total Program Changes	5	-	-	-	5	1,062	560	1,622
FY 2024 Request	18	6	-	-	24	3,849	3,885	7,734

*Note: For FY 2023 and FY 2024, the Department is highlighting the amount of funds for the Office of the Special Presidential Envoy for Hostage Affairs (S/SPEHA) for illustrative purposes. These funds will continue to be part of the*

## SPECIAL PRESIDENTIAL ENVOY FOR HOSTAGE AFFAIRS

*Counterterrorism (CT) allocation and will be executed from that allocation, so these amounts are also accounted for in the CT chapter. For FY 2022, the Department did not separately highlight the amount of funding for SPEHA, and those amounts are similarly included in the CT chapter.*

### ***Staff and Funds by Domestic Organization Units***

(\$ in thousands)

Special Presidential Envoy for Hostage Affairs (SPEHA)	FY 2022 Actual			FY 2023 Adjusted Enacted			FY 2024 Request			Increase/ Decrease		
	Am	FSN	Funds	Am	FSN	Funds	Am	FSN	Funds	Am	FSN	Funds
SPEHA	-	-	-	19	0	6,035	24	0	7,734	5	0	1,699
<b>Total</b>	-	-	<b>0</b>	<b>19</b>	<b>0</b>	<b>6,035</b>	<b>24</b>	<b>0</b>	<b>7,734</b>	<b>5</b>	<b>0</b>	<b>1,699</b>

*Note: For FY 2023 and FY 2024, the Department is highlighting the amount of funds for the Office of the Special Presidential Envoy for Hostage Affairs (S/SPEHA) for illustrative purposes. These funds will continue to be part of the Counterterrorism (CT) allocation and will be executed from that allocation, so these amounts are also accounted for in the CT chapter. For FY 2022, the Department did not separately highlight the amount of funding for SPEHA, and those amounts are similarly included in the CT chapter.*

### ***Funds by Object Class***

(\$ in thousands)

Special Presidential Envoy for Hostage Affairs (SPEHA)	FY 2022 Actual	FY 2023 Adjusted Enacted	FY 2024 Request	Increase / Decrease
1100 Personnel Compensation	-	2,651	2,818	167
1200 Personnel Benefits	-	813	1,284	471
2100 Travel & Trans of Persons	-	952	1,601	649
2300 Rents, Comm & Utilities	-	119	325	206
2400 Printing & Reproduction	-	1	1	-
2500 Other Services	-	1,481	1,481	-
2600 Supplies and Materials	-	4	4	-
3100 Personal Property	-	14	220	206
<b>Total</b>	-	<b>6,035</b>	<b>7,734</b>	<b>1,699</b>

# WORLDWIDE SECURITY PROTECTION

## *Resource Summary*

(\$ in thousands)

Worldwide Security Protection (WSP)	FY 2022 Actual	FY 2023 Adjusted Enacted	FY 2024 Request	Change from FY 2023 Adjusted Enacted
Worldwide Security Protection	3,788,199	3,813,707	4,066,168	252,461
Additional Funding	7,274	169,756	-	(169,756)
Ukraine Supplemental Funds (non-WSP) <sup>1</sup>	7,274	19,156	-	(19,156)
Afghanistan Support – OHDACA Transfer (non-WSP) <sup>2</sup>	-	150,600	-	(150,600)
Positions	3,778	3,836	3,836	-

<sup>1</sup> Includes non-WSP Diplomatic Programs Ukraine supplemental funding that is allocated for Diplomatic Security and Medical Services.

<sup>2</sup> Includes non-WSP Diplomatic Programs funding from the OHDACA transfer that is allocated for DS.

---



---

## WHO WE ARE & WHY IT MATTERS

---



---

Worldwide Security Protection (WSP) funding helps maintain a safe and secure environment for the conduct of American global diplomacy. WSP supports the Bureau of Diplomatic Security's (DS) operations and personnel, as well as security and emergency response programs in ten functional bureaus. Bureau activities supported by WSP include: overseas security staff support and travel; operational medicine; information technology (IT) security accreditation and deployment; continuity of operations and exercise planning; and security and crisis management training.

DS is principally responsible for security operations located at 275 overseas posts and 100 domestic sites, including a worldwide guard force protecting overseas diplomatic posts, residences, and domestic offices. DS provides protective services for the Secretary of State, the U.S. Ambassador to the United Nations, U.S. diplomatic personnel abroad, and foreign dignitaries visiting the United States, as well as senior former officials who face serious and credible threats from foreign powers.

Diplomatic Security is also responsible for background investigations, information security, cybersecurity, threat finance, technical security, and facility protection; facility protection includes countermeasures, emergency action plans, and network security.

In partnership with multiple law enforcement agencies, DS conducts investigations related to: passport and visa fraud; counterterrorism; threat management; drug trafficking; counterintelligence; cybersecurity; personnel security; human trafficking; protective intelligence; and fugitive captures. In addition, the Bureau coordinates with the Executive branch, agencies, and international partners to implement high threat and anti-terrorism assistance training for both U.S. and allied nation personnel. DS also provides hard and soft skill training for the Department and manages the Foreign Affairs Security Training Center (FASTC).

WSP funding allows DS to ensure the safe and secure conduct of diplomacy. The Department's people, property, and interests are protected abroad by DS actions that include: maintaining accurate mission threat assessments and ratings; upholding appropriate security standards worldwide; training U.S. diplomats on security and resilience techniques; promoting innovation in physical and technical security; and providing enhanced security screening for the posts most vulnerable to intelligence and terrorism threats. DS manages a full spectrum of defensive

## WORLDWIDE SECURITY PROTECTION

counterintelligence programs and conducts criminal and special investigations, including those regarding U.S. passports and visas.

DS ensures the security of critical information by managing the Department's Insider Threat Program, which entails: conducting nearly 40,000 personnel security actions annually; ensuring compliance with intelligence community directives regarding Sensitive Compartmented Information (SCI) operations; monitoring Department networks; and providing cyber threat analysis for the Department. In addition, within the Victims' Resource Advocacy Program (VRAP), WSP funding provides critical support for those victimized by the crimes investigated by DS.

WSP funding is utilized in the protection of thousands of U.S. government personnel at every U.S. diplomatic mission in the world. DS efforts to achieve this are critical, especially given that many missions are in increasingly dangerous and challenging security environments. WSP funding supports the research and development of technologies and equipment that provide for the protection of personnel, facilities, and information networks from a multitude of human and cyber threats.

The task of keeping U.S. personnel overseas safe is a dynamic, constantly evolving process. Given the increase in emerging threats that target the advancement of American diplomacy, it is essential that the Department of State be prepared to mitigate security risks and protect American lives. DS and WSP partner bureaus are committed to enabling diplomatic engagement overseas despite the inherent risks involved.

---

---

### BUREAU STRATEGIC GOALS

---

---

1. Safeguard diplomatic activities in all operating environments worldwide to advance U.S. foreign policy.
2. Prevent harm to the United States and its citizens from criminal, terrorist, and cyber activity through intelligence-led law enforcement coordination and security operations.
3. Provide high-quality training to equip Department personnel and others in the foreign affairs community with the skills to safely and successfully operate in the current threat environments.
4. Utilize the right technologies and business processes to operate in an innovative and safe digital environment.
5. Continue to develop a resilient, skilled, and diverse organization through effective leadership and management to enhance Diplomatic Security's ability to further the Department's mission.

To view more of the bureau strategy, please visit <https://www.state.gov/functional-bureau-strategies/>.

---

---

### JUSTIFICATION OF REQUEST

---

---

The FY 2024 Request is \$4.1 billion, a \$252.5 million increase (6.6 percent) above the FY 2023 Adjusted Enacted level. The request consists of \$3.4 billion in bureau managed (BM) resources and \$715.2 million for American Salaries (AmSals). WSP funding supports: 3,836 U.S. Direct Hire personnel domestically and overseas, including Regional Security Officers (RSOs) and Security Engineering Officers (SEOs); more than 41,000 domestic and overseas guards; high threat protection; security technology, including armored vehicles and unmanned aerial vehicles; cyber and information security elements; and diplomatic courier (DC) operations.

WSP's no-year funding provides DS and other bureaus with the flexibility needed to meet vital and increasingly unpredictable emergent security requirements worldwide, manage multi-year security contracts, and preserve

## WORLDWIDE SECURITY PROTECTION

contingency reserves necessary to address emerging threats to the safety and security of Department personnel and family members under the Secretary of State's security responsibility.

When focused on Bureau of Diplomatic Security activities, the FY 2024 Request contains \$3.5 billion for DS activities, an increase of \$231.7 million (7.1 percent) above the FY 2023 Adjusted Enacted level. That total consists of \$2.8 billion in bureau managed funding and \$694.8 million in American Salaries (AmSals); these values include the total DS requirements for six regional bureaus and IO, the Afghanistan Affairs Unit (AAU), Iraq, and Pakistan security requirements.

Highlights by allocation for WSP's efforts with DS, the regional bureaus, the AAU, Iraq, and Pakistan are included below.

### **Bureau of Diplomatic Security: \$2,442,740,000**

The FY 2024 Request is \$2.4 billion, a \$223.5 million (10.1 percent) increase over the FY 2023 Adjusted Enacted level. The Budget includes \$1.9 billion for Bureau-managed (BM) funds and \$500.3 million for DS AmSals, which supports all posts worldwide, including High Threat Posts (HTP); however, this break-out does not include the Afghanistan Affairs Unit, Iraq, and Pakistan (AIP). The \$223.5 million increase includes a \$199.8 million increase in BM funds and a \$23.7 million increase in AmSals over the FY 2023 Adjusted Enacted total.

The \$23.7 million increase in AmSals includes: \$3.5 million to annualize the 2023 American pay raise, \$1.5 million to annualize 2023 new positions, and \$18.7 million for the 2024 projected American pay raise.

The Bureau-managed increase includes: \$21 million for Locally Employed (LE) staff wage increases and overseas price inflation, and \$178.8 million for the additional program changes highlighted below.

- **\$8.5 million for the Department's expansion to new Pacific Island posts.** As the Department implements its Indo-Pacific Strategy, it seeks to open new Pacific Island posts. The Request level includes estimates for RSO operations, countermeasure security upgrades, and guard support.
- **\$42.7 million for a potential resumption of operations in Libya.** This total consists of estimated costs identified during Department planning processes and the potential establishment of the Diplomatic Travel Support Operations Facility (DTSOFF) in Tripoli. The Department's estimates include a Worldwide Protective Security (WPS) guard force, comprised of both static and movement guards, RSO support, Special Program for Embassy Augmentation and Response (SPEAR) team costs, and the establishment of a new domestic Open-Source Intelligence (OSN) team. Estimates include the costs incurred to outfit a 20-acre compound with a Counter-Unmanned Aerial System (C-UAS), High-Definition Secure Video Systems (HDSVS), and other various countermeasures, as well as the costs to train guards, life support, and other administrative costs.
- **\$63.8 million to support Local Guard (LG) operations.** DS is projecting LG guard increases of \$56.9 million from FY 2022 through FY 2024, of which DS is responsible for \$34.1 million, as well as \$29.7 million for prior year salary growth of contracted local guards. In the past, DS has addressed these increases with prior year balances. However, DS cannot continue to support the increases without affecting other security efforts throughout the world.

LG operations support the salaries and contractual obligations for over 35,000 protective personnel worldwide. Without an increase to the current base budget, DS must scale back operations, significantly disrupting - and in some cases impeding - DS' ability to safely continue to support U.S. diplomatic

## WORLDWIDE SECURITY PROTECTION

operations. Properly resourced, professional LG operations serves a vital role supporting and safeguarding U.S. diplomatic personnel and facilities. These operations are the primary and, often, the only line of defense to protect U.S. diplomatic interests from threats ranging from crime to terrorism. LG operations are developed and resourced in accordance with the Overseas Security Policy Board (OSPB) standards, which determine the level of security to be provided for facilities and residences at each diplomatic post.

- **\$10.3 million for the protection of former officials.** The Budget will provide for an increase in protective services operations (\$35 million in total for FY 2024) for former or retired senior Department officials or employees that the Secretary of State, in consultation with the Director of National Intelligence (ODNI), determines and reports to Congressional leadership, face a serious or credible threat from a foreign power or the agent of a foreign power arising from duties performed by an official or employee while employed by the Department.
- **\$12 million for the Mogadishu medical contract.** Mogadishu's risk mitigation plan requires a medical treatment facility with surgical capabilities near the U.S. Embassy Mogadishu. In March 2019, the Department contracted medical services at a fixed cost per eligible person to meet this requirement and agencies were billed through the Health Services Cost Center. In September 2021, the medical services provider notified the Department it would default on the contract without a significant, immediate price increase. In December 2021, the Department renegotiated the contract, changing the pricing scheme, reducing services, and increasing the overall value. Costs changed from a charge per eligible person per month to a flat rate cost for up to 150 eligible persons per month. This request supports DS's International Cooperative Administrative Support Services (ICASS) portion of the post's medical costs.
- **\$31.8 million for facility management costs in the Real Property Working Capital Fund (WCF).** The Request consists of a \$21.6 million, net-zero realignment from A Bureau to DS, as well as a \$10.2 million increase. Historically, facility management costs have been funded through A Bureau. In FY 2024, the Department is implementing a WCF for bureaus to pay into for the operations and maintenance costs, which will directly support each bureau's allocated space. In addition, DS will fund a newly implemented 14 percent overhead fee to A Bureau for all domestic construction and renovation projects, offset by an equal reduction in A Bureau's funding.
- **\$5.7 million for the IT WCF.** The Bureau of Information Resource Management (IRM) proposed updates to its FY 2024 charges for IT services and products provided through the IT WCF service centers. Increased costs of \$5.7 million are estimated due to these proposed changes. The Request will off-set these increased costs.
- **\$2.3 million for Foreign Affairs Security Training Center (FASTC) operations and maintenance (O&M).** DS opened the doors to its consolidated training facility in late 2019 in order to provide critical security training to the Department of State and the foreign affairs community prior to overseas assignment. FASTC infrastructure includes: a consolidated warehouse that manages over 13,000 pieces of training equipment for all programs; a vehicle maintenance facility; and a medical clinic for students and staff. Additional funding will enable DS to meet training requirements for special agents, LE staff, interagency partners, and others in preparation for hazardous service abroad.
- **\$1.8 million for the Domestic Agent Body Camera Program / E.O. 14074.** On May 25, 2022, the President signed E.O. 14074 Advancing Effective, Accountable Policing and Criminal Justice Practices to Enhance Public Trust and Public Safety. The E.O. mandates all federal law enforcement to wear body cameras during investigations. DS is currently working on a policy to implement this order. The Request includes the estimated recurring costs to: comply with all mandates for equipment; execute various

## WORLDWIDE SECURITY PROTECTION

training requirements, including use of force training; and address licensing, data center facility costs, secure cloud storage requirements, and technical labor support.

The FY 2024 Request also sustains: DS personnel's post support costs; residential security; physical security programs; countermeasures programs for traditional and HTPs; and security for posts worldwide.

### **Regional Bureaus: \$270,698,000**

The FY 2024 Request contains \$270.7 million for the Department's six regional bureaus and IO, an increase of \$8.2 million (3.1 percent) over the FY 2023 Adjusted Enacted level. The increase will be used to address: LE staff wage increases; overseas price inflation; the annualization of the 2023 American pay raises; and the projected 2024 pay raise. Broken down, the Request consists of \$99.5 million in bureau managed funds, \$171.2 million for AmSals, and sustains annual recurring support costs incurred by the regional bureaus for DS USDH positions at posts. These costs include: post-held premium pay; Cost of Living Allowance (COLA); post differential; overtime; danger pay; Rest and Recuperation Travel (R&R); dependent education allowance; residential utilities; maintenance and repair of furniture; and fixtures. As these funds support DS positions, DS manages these positions to align with shifts in RSO staffing.

### **Afghanistan Affairs Unit: \$2,251,000**

The FY 2024 Request is \$2.3 million, maintaining the FY 2023 Adjusted Enacted level. This value consists of \$251,000 for AmSals and \$2 million in bureau-managed funds.

### **Iraq: \$747,408,000**

The FY 2024 Request includes \$747.4 million for Iraq security operations within WSP, maintaining the value of the FY 2023 Adjusted Enacted level. The Request includes \$16.9 million for AmSals and \$730.5 million in bureau-managed funds sustaining DS' work in Iraq. Funding supports security operations, such as: the ongoing portion of DS ICASS costs; DCs; static/local guards; Embassy Air; overseas support costs; premium pay; TDY related costs; armored vehicle replacements; training; Counter Unmanned Aerial Systems (C-UAS); physical and technical security; and training for Quick Reactionary Forces (QRF) under the Antiterrorism Assistance (ATA)-SPEAR program.

### **Pakistan: \$51,332,000**

The FY 2024 Request includes \$51.3 million for Pakistan security operations, maintaining the same level as the FY 2023 Adjusted Enacted total. The Request consists of \$6.2 million for AmSals and \$45.1 million in bureau-managed funds. The Budget will sustain the ongoing portion of DS ICASS costs; DCs; static/local guards; overseas support costs; premium pay; TDY related costs; armored vehicle replacements; training; and physical and technical security.



# WORLDWIDE SECURITY PROTECTION

## *Partner Bureaus*

### **Bureau of Administration (A): \$78,687,000**

The FY 2024 Request is \$78.7 million, a decrease of \$6.8 million below the FY 2023 Adjusted Enacted level. The Request is the result of a net permanent adjustment of -\$21.6 million in Real Property Working Capital Funds to DS, and includes increases of: \$10.2 million for the interior buildout of the Department's alternate continuity site; \$277,000 to fully fund projected price increases for information technology (IT) services provided by the Information Resource Management bureau's IT Working Capital Fund (WCF); and \$4.2 million for Compartmentalized Information Facility (SCIF) updates to Harry S Truman building.

The A Bureau provides the platform for domestic emergency management planning and preparedness, strengthens employee preparedness, and exercises the Emergency Relocation Groups (ERGs). The Bureau is responsible for developing mandatory domestic emergency plans, policies, procedures, and capabilities, as well as for overseeing bureaus' development of their own emergency action plans so the Department can respond to and recover from any emergency that may affect personnel, facilities, or operations.

The Bureau's Office of Emergency Management manages the Department's domestic emergency response plans and Continuity of Operations, Continuity of Government and Enduring Constitutional Government (COOP/COG/ECG) Plans. The Office maintains COOP/COG/ECG facilities to national continuity and communications standards. The A Bureau provides real property and facility management support for DS domestic offices and facilities. The Bureau will update SCIFs to reinforce secure collaboration across Department and interagency stakeholders, while improving usage of restricted facility space with greater alignment to Future of Work objectives.

### **Chief of Protocol (CPR): \$900,000**

The FY 2024 Request is \$900,000, maintaining the FY 2023 Adjusted Enacted level. The Budget sustains the Airport Escort Screening Courtesies (AESC) program. Foreign officials who are the functional equivalents of members of the Cabinet of the United States are eligible for the services provided under the AESC program when they are not escorted by the United States Secret Service, the Department of State Diplomatic Security Service, or other recognized U.S. Government official protective details.

AESC is also provided to an accompanying spouse and children under the age of 12 when traveling with the approved foreign official. The AESC program addresses only departures from designated U.S. airports and is separate from the Courtesies of the Port Program for arriving dignitaries administered also by the Office of the Chief of Protocol. The program is the result of many high-level concerns regarding the much more restrictive airport screening procedures implemented in the wake of September 11, 2001. The Department and the Department of Homeland Security agreed to these courtesies only for very high-level foreign dignitaries.

### **Bureau for Counterterrorism (CT): \$1,643,000**

The FY 2024 Request \$1.6 million, maintaining the FY 2023 Adjusted Enacted level. CT utilizes WSP funding to lead and support efforts to enhance the nation's posture to immediately respond to overseas terrorist incidents and protect national security interests. The Budget supports training Department personnel at home and abroad, host nation, and interagency personnel on CT policies and operations, such as through the CT-designed and led Crisis Response Overview exercise series. Activities also include supporting and training the CT Advisors that

## **WORLDWIDE SECURITY PROTECTION**

may: deploy on the Foreign Emergency Support Team (FEST); serve on the Weapons of Mass Destruction Strategic Group (WMDSG); or act as a CT bureau liaison during crises. Funding for these activities includes support the international special events via the International Special Events Group (ISEG) and participating in the Crisis Response and Exercise sub-groups.

The FY 2024 Request sustains CT-related exercise objectives, exercise design, scripting, and participation in the exercises, especially the Senior Leader portions.

FY 2024 funding will support efforts to track, repatriate, and resettle foreign terrorist fighters, associated family members, and terrorist detainees. These counterterrorism preparedness activities enhance the U.S. Government's ability to respond to an international terrorist incident that threatens national security, such as: hostage taking; attacks on U.S. facilities overseas; weapons of mass destruction threats or incidents; and other high priority events which imperil U.S. citizens overseas. In addition, funding may support technical programs, such as the Technical Support Working Group (TSWG), which assists with the research, development, and rapid procurement of counterterrorism technological solutions to enhance the protection of U.S. interests.

### **Foreign Service Institute (FSI): \$20,887,000**

The FY 2024 Request includes \$20.9 million for FSI, \$166,000 increase over the FY 2023 Adjusted Enacted level. The increase will be used to address the 2024 pay raise and 2023 annualized pay raise. The Budget sustains essential training to foreign affairs professionals to remain safe in evolving and unstable security environments, both overseas and domestically.

FSI continually reviews, evaluates, and incorporates necessary changes into its training curriculum to better prepare Department Diplomatic Security Agents, Regional Security Officers, and other security personnel to work safely overseas. The FY 2024 Request will be used to maintain and enhance language, leadership, security overseas, professional, and area studies training for DS personnel throughout their government careers. To keep American diplomats secure from cyber-attacks and ensure a successful Department response, it is critical that Cybersecurity Training and Innovative Security Readiness Training be fully integrated into overall IT training at FSI.

To have the impact and improve effective delivery of these life skill trainings, WSP supports: just-in-time, online training aligned with evolving post needs; coordination with Department stakeholders to design and facilitate exercises with more Washington and regional participation; maintenance of the Crisis Management Training (CMT) blog and webinar series to spur post engagement and the effective use of Department resources; and continual refresh of leadership CMT products based on a strategic approach to video interview collection and iterative lessons learned from real world crises.

### **Foreign Service National Separation Liability Trust Fund (FSNSLTF): \$2,359,000**

The FY 2024 Request is \$2.4 million, maintaining the FY 2023 Adjusted Enacted level. FSNSLTF is authorized to provide separation pay for foreign national employees of the Department of State in those countries in which such pay is legally authorized. A proportionate share of each year's annual accrued liability of the FSNSLTF is funded by the Diplomatic Programs (DP) appropriation, including through Public Diplomacy and WSP resources.

## WORLDWIDE SECURITY PROTECTION

### **Global Talent Management (GTM): \$396,000**

The FY 2024 WSP Request is \$396,000, a \$11,000 increase over the FY 2023 Adjusted Enacted level. This increase will support the 2023 and 2024 pay raises. GTM's WSP funding supports a position responsible for training new and existing staff on diplomatic security processes and anti-fraud techniques.

### **Bureau of Intelligence and Research (INR): \$11,343,000**

The FY 2024 Request is \$11.3 million, reflecting a \$488,000 (4.5 percent) increase above the FY 2023 Adjusted Enacted level. The Budget will provide additional contractual support for its digital transformation and cybersecurity efforts. INR is making technology central to its future to better serve the Bureau's customers and workforce. To achieve this, the Bureau is reinventing how it uses technology to drive mission and business imperatives and transform the digital enterprise. In the cybersecurity sphere, INR will strengthen how it safeguards and defends the Department's TS/SCI fabric.

- **Digital Transformation:** INR seeks to increase efforts to modernize its IT infrastructure and operations to meet the Department's demand for information and intelligence. INR must mature its existing capabilities to meet IC requirements and match other Intelligence Community (IC) agencies' advanced capabilities. Undertaking these actions will enable INR to secure the TS/SCI enterprise, modernize and upgrade its capabilities, and keep pace with technological advancements. Included in this strategy is the mandate to meet new cybersecurity requirements in zero-trust architecture and multifactor authentication, as outlined in policies such as National Security Memorandum-8 for improving cybersecurity in Defense and IC systems.
- **Cybersecurity:** To ensure compliance with mandated Executive Order (E.O.) 14028 and the National Security Memorandum (NSM) to improve the cybersecurity of National Security, Department of Defense, and Intelligence Community Systems, INR will bolster its cybersecurity platforms with contractual support and equipment to implement Multi-Factor Authentication (MFA) and to manage cyber risk throughout the enterprise. FY 2024 funding increases will enable INR to mature its cybersecurity capabilities, specific to the Department's TS/SCI fabric, as well as bridge the gaps between high-level security policies and requirements and technical and operational implementation.

INR's WSP resources continue to fund four positions to support interagency counter-intelligence tracking and coordination.

### **Bureau of Information Resource Management (IRM): \$320,034,000**

The FY 2024 Request is \$320 million, of which \$3.5 million is for AmSals and \$316.5 million is Bureau-managed funds. The Request presents an increase of \$11.4 million above the FY 2023 Adjusted Enacted level, and includes \$3.6 million for overseas price inflation increases, \$94,000 for 2023 and 2024 pay raises, and the following activities and program increases:

- **IRM's Secure Mobile Communication program, also known as private mobile diplomacy (PMD):** \$5.0 million. The use of secure technology will expand the capability for mobile communications by up to 500 additional users by providing required remote access to classified information to a broader subset of the Department's employees. Equipment issued through the program will enable up to SECRET level information to be processed at approved alternate work locations in the Northern Capital Region.

## WORLDWIDE SECURITY PROTECTION

- **Enhancement of the existing PKI program:** \$1.4 million. This value includes \$1 million for hardware/software and \$400,000 for skilled support contractors. The PKI Program provides systems to enable the secure sharing of data across bureaus and between agencies, enabling future technologies as outlined in the IT Strategic Plan. PKI facilitates the Department's compliance with federally mandated use of Personal Identity Verification (PIV).
- **Cybersecurity Integrity Center (CIC):** \$861,000. The CIC assists State in ensuring the Department's IT infrastructure is proactively protected from emerging advanced cyber threats. Support services for the CIC currently operate 12 hours a day, seven days a week (12x7). The Request seeks to transition to 24x7x365 operations.
- **Digital Services Initiative (DSI):** \$400,000. FY 2024 resources will be used to enhance old network infrastructure necessary in areas where Wi-Fi is not permitted, as well as ensuring overseas posts are not left with a mix of new Wi-Fi and outdated wired network infrastructure. The DSI Program is responsible for project planning, budgeting, scheduling, installations, and coordination for overseas Post Communications Center (PCC) prime mission equipment and related cabling infrastructure installations.

IRM utilizes WSP funding to ensure the Department is Federal Information Security Management Act (FISMA) compliant. In addition, the Department's Information Assurance (IA) Program provides Department personnel with: cybersecurity role-based training requirements; cyber risk management planning; the detection of cyber threats through the Cybersecurity Integrity Center (CIC); and the analysis of systems to maintain the confidentiality, integrity, accessibility of information.

### **Bureau of International Security and Non-Proliferation (ISN): \$1,439,000**

The FY 2024 Request is \$1.4 million, an increase of \$75,000 above the FY 2023 Adjusted Enacted total. The Budget increase will support the Office of Weapons of Mass Destruction Terrorism's (WMDT) Foreign Consequence Management (FCM) program with additional WMD response exercises and sub-regional response workshops.

The increased potential for catastrophic chemical, biological, radiological, or nuclear events, combined with the effectiveness of ISN's FCM program, has resulted in stronger demand by the interagency, Embassies, and international partners for the utilization of the Bureau's tools, partnerships, and capabilities to prepare for and respond to a crisis.

### **Bureau of Medical Services (MED): \$65,424,000**

The FY 2024 Request is \$65.4 million, an increase of \$8.5 million over the FY 2023 Adjusted Enacted total level, including the following programs:

#### **Operational Medicine**

The Request's \$58.8 million for MED/OM is an increase of \$6.6 million over the FY 2023 Adjusted Enacted level. The FY 2024 Budget will sustain and enhance the Department's Multi-Mission Aviation Support Services (MMASS) contract, which executes the USG's most sensitive personnel recovery operations and is the USG's only standing biocontainment medical evacuation capability. An increase of \$5.6 million will normalize a Gulfstream III Base in Souda Bay, Crete in order to: increase country coverage by 36 percent; provide redundant

## **WORLDWIDE SECURITY PROTECTION**

coverage for 82 percent of high-threat countries; increase the ratio of aircraft to covered persons by 52 percent; and enable single-duty day MEDEVAC for 76 percent of EAP personnel, an increase of 334 percent.

The FY 2024 Request provides support for the OpMed Program in: executing its mission to mitigate risk to Chief of Mission (COM) personnel worldwide: identifying medical risks; working across the Department and interagency to develop actionable plans to address those risks; and deploying side-by-side with security and crisis response partners to protect the Department's people in the most challenging environments, including High Threat High Risk (HTHR) posts.

The Budget also sustains and renews MED's commitment to ensuring the ability of the Department's overseas workforce to respond to a natural or manmade disasters, including the: management of worldwide stockpiles of emergency medical kits and WMD countermeasures; execution of mass casualty/emergency action plan training and enhancement; and coverage of protective medicine costs required to train, equip, and deploy medical providers in their efforts to support security, protective, and response operations.

### **Clinical Programs**

The FY 2024 Request contains \$6.6 million for MED/CP, an increase of \$1.9 million over the FY 2023 Adjusted Enacted total. From the total Budget amount: \$1.1 million will be utilized to support American Salaries for six civil service positions within the Office of the Executive Director and the MED/CP to continue assistance on a range of security-related MED initiatives, \$600,000 will address American Salaries for three civil service positions responsible for performing AHI baseline examinations and implementing the recommendations of the Havana Accountability Review Board; and \$4.7 million will support the Department's AHI baseline testing program, including support to MED information technology platforms that enable the collection and analysis of AHI baseline information. Baseline health records will be used as comparators should an individual report an unexplained health incident while overseas, enhancing MED's ability to identify changes in personnel health conditions and track emerging health hazards.

### **Office of Foreign Missions (OFM): \$118,000**

The FY 2024 Request of \$118,000 will sustain OFM's system support for the Airport Escort Screening Courtesies (AESC) program managed by CPR.

### **Post Assignment Travel (PAT): \$42,509,000**

The FY 2024 Request is \$42.5 million, an increase of \$956,000 above the FY 2023 Adjusted Enacted level. WSP funding will be utilized to support relocation and assignment travel within the State Department for RSOs and Assistant Regional Security Officers (ARSO) with approximately 1,125 permanent change of station travel orders in FY 2024. The \$956,000 increase includes \$740,000 for observed increases in transport and shipping costs due to overseas price inflation (OPI) and \$216,000 for an increase in long-term storage costs for domestic storage.

### **AHI Compensation and Benefits: \$6,000,000**

The FY 2024 Request includes \$6 million for the Department's Anomalous Health Incidents (AHI) compensation and benefits payments. Payments include: one-time HAVANA Act payments to qualified individuals with injuries to the brain; monthly monetary benefit (MMB) payments to offset lost career growth due to qualifying

## WORLDWIDE SECURITY PROTECTION

injuries sustained from an AHI; and medical expense reimbursements for eligible Department personnel and family members for “qualifying injuries.”

### *Detailed Resource Summary*

(\$ in thousands)

Worldwide Security Protection (WSP)	Positions					Funds (\$ in thousands)		
	CS	American FS Dom	FS OS	FSN	Pos Total	Bureau Managed	American Salaries	Funds Total
FY 2022 Actual	1,148	1,176	1,454	32	3,810	3,126,959	661,240	3,788,199
FY 2023 Adjusted Enacted	1,194	1,179	1,463	32	3,868	3,128,940	684,767	3,813,707
FY 2024 Built-in Changes								
DS - Annualization of 2023 American Pay Raise	-	-	-	-	-	-	4,498	4,498
Non-DS – Annualization of 2023 American Pay Raise	-	-	-	-	-	-	99	99
DS - Annualization of 2023 New Positions	-	-	-	-	-	-	1,499	1,499
Non-DS - Annualization of 2023 New Positions	-	-	-	-	-	-	1,061	1,061
DS - 2024 American Pay Raise	-	-	-	-	-	462	22,832	23,294
Non-DS - 2024 American Pay Raise	-	-	-	-	-	23	462	485
DS - LE Staff Wage Increase	-	-	-	-	-	8,719	-	8,719
DS - Overseas Price Inflation	-	-	-	-	-	14,876	-	14,876
PAT - Overseas Price Inflation	-	-	-	-	-	740	-	740
IRM - Overseas Price Inflation	-	-	-	-	-	3,598	-	3,598
Total Built-in Changes	-	-	-	-	-	28,418	30,451	58,869
FY 2024 Current Services	1,194	1,179	1,463	32	3,868	3,157,358	715,218	3,872,576
FY 2024 Program Changes								
DS - Pacific Island Posts	-	-	-	-	-	8,500	-	8,500
DS - Libya - Diplomatic Travel Support Operations Facility	-	-	-	-	-	42,700	-	42,700
DS - Local Guard Operations	-	-	-	-	-	63,749	-	63,749
DS - Protection of Former Employees (formerly Sect. 7071)	-	-	-	-	-	10,252	-	10,252
DS - Mogadishu Medical Contract	-	-	-	-	-	12,000	-	12,000
DS - Real Property WCF Adjustment and Increases	-	-	-	-	-	31,800	-	31,800
DS - IT WCF Increases	-	-	-	-	-	5,994	-	5,994
DS - FASTC O&M	-	-	-	-	-	2,300	-	2,300
DS - Body Cameras and Training	-	-	-	-	-	1,800	-	1,800
A - Real Property WCF - DS Offset	-	-	-	-	-	(21,603)	-	(21,603)

## WORLDWIDE SECURITY PROTECTION

Worldwide Security Protection (WSP)	Positions					Funds (\$ in thousands)		
	CS	American FS Dom	FS OS	FSN	Pos Total	Bureau Managed	American Salaries	Funds Total
A - Department's Alternate Continuity Site - Interior Buildout	-	-	-	-	-	10,200	-	10,200
A - SCIF Updates to HST	-	-	-	-	-	4,200	-	4,200
AHI Comp/Benefits - AHI Payments	-	-	-	-	-	6,000	-	6,000
INR - Digital Transformation and Cybersecurity	-	-	-	-	-	476	-	476
IRM - Secure Mobile Communications	-	-	-	-	-	5,000	-	5,000
IRM - Public Key Infrastructure (PKI)	-	-	-	-	-	1,400	-	1,400
IRM - Cybersecurity Integrity Center (CIC)	-	-	-	-	-	861	-	861
IRM - Digital Services Initiative (DSI)	-	-	-	-	-	400	-	400
ISN - Foreign Consequence Management (FCM)	-	-	-	-	-	75	-	75
MED - MMASS Aviation Expansion	-	-	-	-	-	5,600	-	5,600
MED - Normalization of AHI Program	-	-	-	-	-	1,022	-	1,022
MED - AHI Data Collection and Analysis	-	-	-	-	-	650	-	650
PAT - Long Term Domestic Storage Increases	-	-	-	-	-	216	-	216
Total Program Changes	-	-	-	-	-	193,592	-	193,592
FY 2024 Request	1,194	1,179	1,463	32	3,868	3,350,950	715,218	4,066,168

### *Staff and Funds by Domestic Organization Units* (\$ in thousands)

Worldwide Security Protection (WSP)	FY 2022 Actual			FY 2023 Adjusted Enacted			FY 2024 Request			Increase/ Decrease		
	Am	FSN	Funds	Am	FSN	Funds	Am	FSN	Funds	Am	FSN	Funds
<b>A Bureau Total</b>	<b>21</b>	<b>-</b>	<b>77,829</b>	<b>21</b>	<b>-</b>	<b>85,479</b>	<b>21</b>	<b>--</b>	<b>78,687</b>	<b>-</b>	<b>-</b>	<b>(6,792)</b>
GSA & Other Rents Management	--	-	33,916	-	-	35,805	-	-	40,305	-	-	4,500
General Services Management	--	-	250	-	-	250	-	-	250	-	-	-
Office of Emergency Management	21	--	20,171	21	--	23,321	21	--	33,932	-	-	10,611
Office of Facilities Management Services	-	-	23,082	-	-	21,603	-	-	-	-	-	(21,603)
Office of Real Property Management	-	-	410	-	-	-	--	-	4,200	-	-	4,200
Policy and Program Management	-	-	-	-	-	4,500	-	-	-	-	-	(4,500)

## WORLDWIDE SECURITY PROTECTION

Worldwide Security Protection (WSP)	FY 2022 Actual			FY 2023 Adjusted Enacted			FY 2024 Request			Increase/ Decrease		
	Am	FSN	Funds	Am	FSN	Funds	Am	FSN	Funds	Am	FSN	Funds
<b>AHI Compensation/Benefit Total – GTM Care Group</b>	-	-	-	-	-	-	-	-	6,000	-	-	6,000
<b>CPR Total - Visits Division</b>	-	-	900	-	-	900	-	-	900	-	-	-
<b>CT Total - Military Coordination and Policy</b>	-	-	1,617	-	-	1,643	-	-	1,643	-	-	-
<b>DS Total</b>	2,663	32	2,461,200	2,706	32	2,484,830	2,706	32	2,715,165	-	-	230,335
Diplomatic Security	2,663	32	1,342,744	2,706	32	1,366,482	2,706	32	1,532,215	-	-	165,733
Countermeasures	-	-	346,748	-	-	343,712	-	-	359,021	-	-	15,309
Cyber and Technology Security	-	-	102,088	-	-	102,401	-	-	103,521	-	-	1,120
Domestic Operations	-	-	86,246	-	-	86,511	-	-	95,544	-	-	9,033
Executive Office	-	-	83,496	-	-	84,312	-	-	84,235	-	-	(77)
High Threat Programs Directorate	-	-	10,560	-	-	10,592	-	-	10,839	-	-	247
International Programs	-	-	207,696	-	-	208,334	-	-	238,351	-	-	30,017
Security Infrastructure	-	-	93,287	-	-	93,573	-	-	94,596	-	-	1,023
Threat Investigations & Analysis	-	-	35,203	-	-	35,311	-	-	36,779	-	-	1,468
Training	-	-	153,132	-	-	153,602	-	-	160,064	-	-	6,462
<b>DS - AF Total</b>	180	-	45,516	180	-	47,555	180	-	49,056	-	-	1,501
<b>DS - EAP Total</b>	132	-	28,287	132	-	35,242	132	-	36,365	-	-	1,123
<b>DS – EUR Total</b>	196	-	59,020	196	-	54,230	196	-	55,838	-	-	1,608
<b>DS – IO Total</b>	4	-	1,724	4	-	1,779	4	-	1,804	-	-	25
<b>DS – NEA Total</b>	109	-	44,129	109	-	48,734	109	-	50,029	-	-	1,295
<b>DS – SCA Total</b>	41	-	40,348	41	-	32,865	41	-	34,319	-	-	1,454
<b>DS – WHA Total</b>	196	-	38,704	196	-	42,107	196	-	43,287	-	-	1,180
<b>FSI Total</b>	16	-	17,265	19	-	17,625	19	-	19,160	-	-	1,535
School of Applied Information	-	-	4,706	-	-	4,706	-	-	4,469	-	-	(237)
School of Language Studies	16	-	10,424	19	-	10,734	19	-	10,760	-	-	26
School of Leadership and Management	-	-	741	-	-	918	-	-	1,761	-	-	843
School of Professional and Area Studies	-	-	1,383	-	-	1,257	-	-	2,160	-	-	903
The Transition Center	-	-	11	-	-	10	-	-	10	-	-	-
<b>GTM Total</b>	1	-	378	1	-	385	1	-	396	-	-	11
<b>IRM Total</b>	13	-	278,996	13	-	308,681	13	-	320,034	-	-	11,353
Director Information Assurance	13	-	74,286	13	-	74,255	13	-	112,219	-	-	37,964
Director Infrastructure	-	-	204,710	-	-	234,426	-	-	207,815	-	-	(26,611)



## WORLDWIDE SECURITY PROTECTION

Worldwide Security Protection (WSP)	FY 2022 Actual			FY 2023 Adjusted Enacted			FY 2024 Request			Increase/ Decrease		
	Am	FSN	Funds	Am	FSN	Funds	Am	FSN	Funds	Am	FSN	Funds
<b>INR Total</b>	<b>4</b>	<b>-</b>	<b>447</b>	<b>4</b>	<b>-</b>	<b>10,855</b>	<b>4</b>	<b>-</b>	<b>11,343</b>	<b>-</b>	<b>-</b>	<b>488</b>
Office of Consular and Management Liaison (INR/CML)	-	-	225	-	-	227	-	-	233	-	-	6
Intelligence Policy and Information Sharing Center (INR/PSC)	-	-	111	-	-	114	-	-	117	-	-	3
Office of Counterintelligence and Consular Support	4	-	-	4	-	0	4	-	-	-	-	-
Office of Intelligence Operations (INR/OPS)	-	-	111	-	-	114	-	-	117	-	-	3
Technology and Innovation Office (INR/TIO)	-	-	-	-	-	10,400	-	-	10,876	-	-	476
<b>ISN Total - WMD/Terrorism</b>	<b>1</b>	<b>-</b>	<b>1,364</b>	<b>1</b>	<b>-</b>	<b>1,364</b>	<b>1</b>	<b>-</b>	<b>1,439</b>	<b>-</b>	<b>-</b>	<b>75</b>
<b>FSNSLTF Total - Workers Comp.</b>	<b>-</b>	<b>-</b>	<b>2,359</b>	<b>-</b>	<b>-</b>	<b>2,359</b>	<b>-</b>	<b>-</b>	<b>2,359</b>	<b>-</b>	<b>-</b>	<b>-</b>
<b>MED Total</b>	<b>53</b>	<b>-</b>	<b>50,805</b>	<b>65</b>	<b>-</b>	<b>56,924</b>	<b>65</b>	<b>-</b>	<b>65,424</b>	<b>-</b>	<b>-</b>	<b>8,500</b>
MED/CP/CS - Directorate for Clinical Services	-	-	-	3	-	3,650	3	-	5,399	-	-	1,749
MED/CP/HS - Office of Health and Safety	3	-	-	3	-	552	3	-	621	-	-	69
MED/DO/EX - Office of The Executive Director	3	-	-	3	-	552	3	-	621	-	-	69
MED/DO/OM - Directorate of Operational Medicine	16	-	23,461	18	-	21,001	18	-	27,218	-	-	6,217
MED/DO/OM/PM - Office of Protective Medicine	12	-	5,596	17	-	7,474	17	-	7,360	-	-	(114)
MED/DO/OM/SM - Office of Strategic Medical Preparedness	19	-	21,748	21	-	23,695	21	-	24,205	-	-	510
<b>OFM Total - Office of the Deputy Assistant Secretary</b>	<b>-</b>	<b>-</b>	<b>118</b>	<b>-</b>	<b>-</b>	<b>118</b>	<b>-</b>	<b>-</b>	<b>118</b>	<b>-</b>	<b>-</b>	<b>-</b>
<b>PAT Total - Post Assignment Travel</b>	<b>-</b>	<b>-</b>	<b>41,258</b>	<b>-</b>	<b>-</b>	<b>41,938</b>	<b>-</b>	<b>-</b>	<b>42,905</b>	<b>-</b>	<b>-</b>	<b>967</b>
<b>WSP Overseas Total</b>	<b>148</b>	<b>-</b>	<b>595,935</b>	<b>148</b>	<b>-</b>	<b>538,094</b>	<b>148</b>	<b>-</b>	<b>529,897</b>	<b>-</b>	<b>-</b>	<b>(8,197)</b>
<b>Total</b>	<b>3,778</b>	<b>32</b>	<b>3,788,199</b>	<b>3,836</b>	<b>32</b>	<b>3,813,707</b>	<b>3,836</b>	<b>32</b>	<b>4,066,168</b>	<b>-</b>	<b>-</b>	<b>252,461</b>

## WORLDWIDE SECURITY PROTECTION

### *Funds by Object Class*

(\$ in thousands)

Worldwide Security Protection (WSP)	FY 2022 Actual	FY 2023 Adjusted Enacted	FY 2024 Request	Increase/ Decrease
1100 Personnel Compensation	462,321	468,123	496,639	28,516
1200 Personnel Benefits	368,023	341,318	358,170	16,852
1300 Benefits Former Personnel	7,402	7,527	7,887	360
2100 Travel & Trans of Persons	85,986	78,373	84,096	5,723
2200 Transportation of Things	38,512	38,923	41,523	2,600
2300 Rents, Comm & Utilities	167,811	170,883	180,445	9,562
2400 Printing & Reproduction	1,329	1,375	1,473	98
2500 Other Services	2,297,507	2,349,480	2,494,694	145,214
2600 Supplies and Materials	217,388	216,609	240,253	23,644
3100 Personal Property	137,294	137,228	150,981	13,753
3200 Real Property	490	490	546	56
4100 Grants, Subsidies & Contributions	4,000	3,242	3,409	167
4200 Insurance Claims & Indemnities	136	136	6,052	5,916
<b>Total</b>	<b>3,788,199</b>	<b>3,813,707</b>	<b>4,066,168</b>	<b>252,461</b>

## WORLDWIDE SECURITY PROTECTION

### *Worldwide Security Protection by Bureau*

(\$ in thousands)

Bureau / Office	FY 2022 Actual		FY 2023 Adjusted Enacted		Built-In Changes		Current Services		Program Changes		FY 2024 Request	
	Pos. Total	Funds Total	Pos. Total	Funds Total	Pos. Total	Funds Total	Pos. Total	Funds Total	Pos. Total	Funds Total	Pos. Total	Funds Total
<b>Total Appropriation</b>	<b>3,778</b>	<b>3,788,199</b>	<b>3,836</b>	<b>3,813,707</b>	-	<b>58,869</b>	<b>3,836</b>	<b>3,872,576</b>	-	<b>193,592</b>	<b>3,836</b>	<b>4,066,168</b>
DS - Bureau of Diplomatic Security	2,663	2,200,943	2,706	2,219,222	-	44,700	2,706	2,263,922	-	178,818	2,706	2,442,740
DS - Regional Bureau Support	858	257,728	858	262,512	-	8,186	858	270,698	-	-	858	270,698
AF - Bureau of African Affairs	180	45,516	180	47,555	-	1,501	180	49,056	-	-	180	49,056
EAP - Bureau of East Asian and Pacific Affairs	132	28,287	132	35,242	-	1,123	132	36,365	-	-	132	36,365
EUR - Bureau of European and Eurasian Affairs	196	59,020	196	54,230	-	1,608	196	55,838	-	-	196	55,838
IO - International Organization Affairs	4	1,724	4	1,779	-	25	4	1,804	-	-	4	1,804
NEA - Bureau of Near Eastern Affairs	109	44,129	109	48,734	-	1,295	109	50,029	-	-	109	50,029
SCA - Bureau of South and Central Asian Affairs	41	40,348	41	32,865	-	1,454	41	34,319	-	-	41	34,319
WHA - Bureau of Western Hemisphere Affairs	196	38,704	196	42,107	-	1,180	196	43,287	-	-	196	43,287
DS - WSP Afghanistan Affairs Unit	2	82,501	2	2,251	-	-	2	2,251	-	-	2	2,251
DS - WSP Iraq	99	720,208	99	747,408	-	-	99	747,408	-	-	99	747,408
DS - WSP Pakistan	47	51,332	47	51,332	-	-	47	51,332	-	-	47	51,332
A - Bureau of Administration	21	77,829	21	85,479	-	134	21	85,613	-	-6,926	21	78,687
CPR - Chief of Protocol	-	900	-	900	-	-	0	900	-	-	-	900
CT - Counterterrorism Bureau	-	1,617	-	1,643	-	-	0	1,643	-	-	-	1,643
FSI - Foreign Service Institute	16	19,794	19	20,721	-	166	19	20,887	-	-	19	20,887
FSNSLTF - FSN Separation Liability Trust Fund	-	2,359	-	2,359	-	-	0	2,359	-	-	-	2,359
GTM - Global Talent Management	1	378	1	385	-	11	1	396	-	-	1	396
INR - Intelligence and Research	4	447	4	10,855	-	12	4	10,867	-	476	4	11,343
IRM - Bureau of Information Resource Management	13	278,996	13	308,681	-	3,692	13	312,373	-	7,661	13	320,034
ISN - International Security and Nonproliferation	1	1,364	1	1,364	-	-	1	1,364	-	75	1	1,439
MED - Office of the Medical Director	53	50,805	65	56,924	-	1,228	65	58,152	-	7,272	65	65,424
OFM - Office of Foreign Missions	-	118	-	118	-	-	-	118	-	-	-	118
PAT - Post Assignment Travel	-	40,880	-	41,553	-	740	-	42,293	-	216	-	42,509
AHI Compensation Benefits	-	-	-	-	-	-	-	-	-	6,000	-	6,000

## Proposed Appropriations Language

### EMBASSY SECURITY, CONSTRUCTION, AND MAINTENANCE

For necessary expenses for carrying out the Foreign Service Buildings Act of 1926 (22 U.S.C. 292 et seq.), preserving, maintaining, repairing, and planning for real property that are owned or leased by the Department of State, and renovating, in addition to funds otherwise available, the Harry S Truman Building, [\$902,615,000] \$917,381,000, to remain available until [September 30, 2027] expended, of which not to exceed \$25,000 may be used for overseas representation expenses as authorized: *Provided*, That none of the funds appropriated in this paragraph shall be available for acquisition of furniture, furnishings, or generators for other departments and agencies of the United States Government. In addition, for the costs of worldwide security upgrades, acquisition, and construction as authorized, [\$1,055,206,000] \$1,095,801,000, to remain available until expended.

#### *(CANCELLATION)*

*Of the unobligated balances available under the heading "Embassy Security, Construction, and Maintenance" from prior Acts making appropriations for the Department of State, foreign operations, and related programs, \$174,000,000 are hereby permanently cancelled. Provided, That no amounts may be cancelled from amounts that were designated by the Congress as an emergency requirement pursuant to a concurrent resolution on the budget or the Balanced Budget and Emergency Deficit Control Act of 1985, as amended. (Department of State, Foreign Operations, and Related Programs Appropriations Act, 2023.)*

# EMBASSY SECURITY, CONSTRUCTION, AND MAINTENANCE

## Resource Summary

(\$ in thousands)

Embassy Security, Construction, and Maintenance (ESCM)	FY 2022 Actual	FY 2023 Adjusted Enacted	FY 2024 Request	Change from FY2023 Adjusted Enacted
Embassy Security, Construction and Maintenance	<b>1,983,149</b>	<b>1,957,821</b>	<b>2,013,182</b>	<b>55,361</b>
Ongoing Operations	850,722	902,615	917,381	14,766
Worldwide Security Upgrades	1,132,427	1,055,206	1,095,801	40,595
Additional Funding	110,000 <sup>1</sup>	-	-	-
<i>Sub-Total</i> <sup>2</sup>	<i>2,093,149</i>	<i>1,957,821</i>	<i>2,013,182</i>	<i>55,361</i>
Rescission / Cancellation	(670,000)	(42,000)	(174,000)	(132,000)
OHDACA Transfer	-	156,000 <sup>3</sup>	-	(156,000)
Embassy Security, Construction, and Maintenance Grand Total	<b>1,423,149</b>	<b>2,071,821</b> <sup>4</sup>	<b>1,839,182</b>	<b>(232,639)</b>
Positions	1,022	1,022	1,033	11

<sup>1</sup> FY 2022 Additional Funding includes \$110 million appropriated by Additional Ukraine Supplemental Appropriations Act, 2022 (P.L. 117-128).

<sup>2</sup> Sub-total includes additional funding received through supplemental appropriations in FY 2022.

<sup>3</sup> In addition to the FY 2023 Adjusted Enacted, \$156 million was transferred in from Department of Defense Overseas Humanitarian Disaster, and Civic Aid (OHDACA) funds to continue the Department's Afghanistan-related Enduring Welcome (EW) support.

<sup>4</sup> In addition to the grand total, additional funds are anticipated to be transferred in from DoD OHDACA funds in FY 2023.

---

## WHO WE ARE & WHY IT MATTERS

---

The Bureau of Overseas Buildings Operations (OBO), funded through the Embassy Security, Construction, and Maintenance (ESCM) appropriation, is responsible for providing U.S. diplomatic and consular missions overseas with secure, safe, functional, and resilient facilities that represent the U.S. Government to the host nation and support Department staff in their work to achieve U.S. foreign policy objectives.

OBO-provided facilities also serve as soft diplomacy platforms that showcase American values through architecture, interior design, and art, and often are the first experience host country citizens and members of the international diplomatic community have with the United States overseas. With the ongoing commitment of Congress, the Office of Management and Budget (OMB), other Department bureaus, and interagency partners, OBO serves as the single real property manager for nonmilitary U.S. Government real property abroad. In this role, the Bureau sets worldwide priorities and allocates the resources for acquiring, designing, constructing, operating, maintaining, leasing, and disposing of diplomatic properties.

More than 91,000 U.S. Government employees from more than 30 agencies at over 289 locations depend on the infrastructure OBO provides and maintains. Serving the global U.S. diplomatic community with vision, purpose, and value, OBO remains committed to executing its mission with a focus on security, resiliency, and stewardship. Through the lens of these three guiding principles, and in support of the Secretary's Modernization Pillars, the Bureau developed four top modernization priorities across OBO-managed programs: field-centered customer service; business process improvement; total cost of ownership; and proactive risk management.

## EMBASSY SECURITY, CONSTRUCTION, AND MAINTENANCE

Following the September 2012 attacks on several U.S. embassies and the subsequent recommendations of the Accountability Review Board (ARB), the Department has undertaken a worldwide review of its overall security posture to identify and implement additional measures to bolster the security of all facilities and personnel. The FY 2024 Request maintains funding for the construction of new secure facilities at levels consistent with the recommendations of the ARB. The Request was formulated in accordance with the Department's FY 2022 Real Property Capital Planning Process document.

---

---

### BUREAU STRATEGIC GOALS

---

---

1. Enhance the security, safety, functionality, and resilience of facilities and residences through the design and construction program.
2. Improve the resilience and maximize the lifespan of our facilities through adaptive and sustainable asset management programs.
3. Strengthen and equip a diverse, inclusive, resilient, and dynamic workforce to meet 21st century physical infrastructure challenges.

To view more of the bureau strategy, please visit <https://www.state.gov/functional-bureau-strategies/>.

---

---

### JUSTIFICATION OF REQUEST

---

---

The FY 2024 Request is \$1.8 billion total, a decrease of \$232.6 million below the FY 2023 Adjusted Enacted level, with the total adjusted for all rescissions, proposed cancellations, and transfers. The Request includes: funding for new initiatives, including the energy program within Climate Security and Resilience; a proposed cancellation; an increase of \$40.6 million for the Worldwide Security Upgrades (WSU) Program, which includes the Department's share of the Capital Security and Maintenance Cost Sharing Programs; a decrease of \$22 million for the Repair and Construction Program; and an increase of \$36.7 million to support operating elements.

The ESCM appropriation's multi-year availability allows OBO to complete critical overseas projects without interruption, given that design and construction planning, ongoing site security, and project supervision activities often span across fiscal years. This multi-year funding flexibility also allows the Department to periodically realign project cost savings towards emerging priorities.

OBO continues to make progress on refining its plan to address the Department's deferred maintenance and repair backlog. OBO is finalizing a Sustainment, Restoration, and Modernization framework, which identifies and categorizes requirements by region based on Facility Conditions Index (FCI). The program's current funding levels are addressing the deferred maintenance and repair backlog identified through annual inspection surveys and post-initiated requests, as well as the continued replacement and renovation of older facilities.

#### **Worldwide Security Upgrades: \$1,095,801,000**

The FY 2024 Request of \$1.1 billion represents an increase of \$40.6 million from the FY 2023 Adjusted Enacted level. The Worldwide Security Upgrades (WSU) request includes:

## EMBASSY SECURITY, CONSTRUCTION, AND MAINTENANCE

### Capital Security Cost Sharing and Maintenance Cost Sharing Programs: \$980.8 million

This element of the Budget includes the Capital Security Cost Sharing (CSCS) and Maintenance Cost Sharing (MCS) programs. These programs, when combined with funds budgeted and contributed by other agencies, will provide \$2.4 billion for the planning, design, construction, and maintenance of facilities. The FY 2024 Request is an increase of \$238.9 million from the FY 2023 Adjusted Enacted cost sharing program level of \$2.2 billion, with the additional funds being targeted to support the Indo-Pacific Strategy, in addition to being applied to address the program's maintenance backlog and offset lost purchasing power.

The FY 2024 Request includes \$980.8 million for the ESCM share of the program, which is an increase of \$40.6 million above the FY 2023 ESCM Adjusted Enacted level. Other agencies with overseas staff under Chief of Mission authority will contribute \$1.3 billion, while consular fee revenue will contribute \$199.4 million to CSCS-MCS for the construction and maintenance of diplomatic facilities.

Capital Security Cost Sharing (CSCS) and Maintenance Cost Sharing (MCS) Programs (\$ in thousands)	FY 2022 Actual	FY 2023 Adjusted Enacted	FY 2024 Request	Change from FY2023 Adjusted Enacted
ESCM Appropriations	893,427	940,206	980,801	40,595
ESCM Attributable to CA	40,206	-	-	-
Consular Fees	126,365	162,285	199,442	37,157
Other Agency Reimbursements	1,144,219	1,101,726	1,262,827	161,101
<b>Total</b>	<b>2,204,217</b>	<b>2,204,217</b>	<b>2,443,070</b>	<b>238,853</b>

### *Project List* (\$ in thousands)

Project	FY 2024 Allocation
Bangui, Central African Republic NEC	707,843
Colombo, Sri Lanka NEC Densification	14,000
Port of Spain, Trinidad and Tobago NEC	396,883
Praia, Cabo Verde, NEC	492,996
Site Acquisition, Project Development, and Design	349,291
<b>Subtotal, Capital Security Cost Sharing</b>	<b>1,961,013</b>
Marseille, France, Lease Fit Out	17,290
Nuku'alofa, Tonga, Lease Fit Out	10,000
Port Vila, Vanuatu, Lease Fit Out	10,000
South Tarawa, Kiribati, Lease Fit Out	10,000
Thessaloniki, Greece, Major Rehab	24,554
Tripoli, Libya, Lease Fit Out	20,700
Project Development and Design	15,000
Energy Savings and Climate Security Projects	39,300
Routine Maintenance	335,213
<b>Subtotal, Maintenance Cost Sharing</b>	<b>482,057</b>
<b>Total, Capital Security and Maintenance Cost Sharing</b>	<b>2,443,070</b>

## EMBASSY SECURITY, CONSTRUCTION, AND MAINTENANCE

In FY 2024, the CSCS program will provide funding for planned construction projects in: Bangui, Central African Republic; Colombo, Sri Lanka; Port of Spain, Trinidad and Tobago; and Praia, Cabo Verde. This funding will also support the site acquisition, project development and design for future projects.

The MCS request will protect the investment made in new facilities and provide worldwide maintenance and repairs. This funding will also extend the useful life of existing facilities that will not be replaced in the near future. Program efforts will include a major rehabilitation project in Thessaloniki, Greece and lease fit-outs in: Marseille, France; Tripoli, Libya; Port Vila, Vanuatu; South Tarawa, Kiribati; and Nuku'alofa, Tonga.

The FY 2024 Budget will support energy savings projects in: Niamey, Niger; Lome, Togo; Yaounde, Cameroon; and Suva, Fiji. These projects reduce energy consumption, improve energy efficiency, and produce renewable energy. The FY 2024 Request also includes \$335.2 million to address the most urgent routine maintenance requirements identified in the estimated \$2.6 billion in backlog of deferred maintenance.

### **Compound Security Program: \$115 million**

The Compound Security Upgrade Program funds physical security upgrades at overseas diplomatic facilities, including: comprehensive security upgrade projects; major and minor forced entry/ballistic resistant (FE/BR) door and window repair and replacement projects; anti-ram vehicle barrier installations; and chemical/biological mail screening facility projects. The program also funds security upgrades at overseas schools used by United States diplomatic personnel and their dependents.

The FY 2024 Request maintains the same funding level as the FY 2023 Adjusted Enacted Budget. This funding level will provide support for: one large physical security upgrade project in Santiago, Chile; large lifecycle FE/BR Maintenance and Repair projects at six posts; FE/BR regional security technician support, materials, and cracked window glazing replacements; lifecycle and emergency replacement of approximately 48 existing vehicle barriers at 16 posts; the construction of ten compound emergency sanctuaries and safe areas; the installation of six mail screening facilities; approximately 80 minor physical security upgrade projects; and up to \$10 million for the Overseas Schools Security Grant Program.

### **Repair and Construction: \$175,433,000**

The FY 2024 Request of \$175.4 million represents a decrease of \$22 million from the FY 2023 Adjusted Enacted level. This funding is an essential element of the Department's effort to protect the U.S. Government's multi-billion dollar investment in new construction, thereby avoiding growing maintenance costs. The Request also addresses critical repair requirements at existing legacy facilities. The FY 2024 Request is comprised of the following elements: the Minor Construction and Improvement Program; the Accessible Housing Program; the representational facilities program; and safe housing projects.



## EMBASSY SECURITY, CONSTRUCTION, AND MAINTENANCE

### **Minor Construction and Improvement Program: \$110 million**

As a core component of the OBO maintenance program, the Minor Construction and Improvement (MCI) Program funds repairs and upgrades at all Department facilities, which contributes to the reduction of the Department's maintenance backlog. As problems at overseas facilities around the world are identified, they are compiled, evaluated, and prioritized within the Buildings Management Integrated Systems (BMIS) database. This prioritized listing of global issues is then used as the basis for allocating limited repair resources to ensure that the most essential facility problems with the greatest impact are addressed first. These projects are outside of the scope of the MCS Program. The FY 2024 Request is an increase of \$10 million above the FY 2023 Adjusted Enacted level and provides funding for approximately 18 percent of the currently identified improvements necessary at the Department's overseas facilities.

### **Accessible Housing Program: \$5 million**

The goal of the Accessible Housing Program is to allow employees with disabilities to almost immediately occupy suitable housing on arrival, rather than wait for posts to lease new units or renovate existing ones. This program will focus on government-owned, adaptable, accessible residences at posts with a housing pool. The FY 2024 Request is consistent with FY 2023, and funding will support the acquisition of approximately five accessible housing units.

### **Representational Facilities Program: \$34.7 million**

The Department's representational facilities serve both a functional and residential role. These facilities: provide representational space in support of public and private diplomatic events; represent the values of the United States; and are furnished or modified, when possible, to be culturally sensitive to the host country. Due to extensive requirements for representational facilities, these properties, regardless of whether they are leased or purchased, must meet U.S. Government standards for: fire/life-safety; physical security; setback; and the Architectural Barriers Act. In combination, these requirements can result in extensive fit-out or replacement costs. The FY 2024 Request maintains the same funding level as the FY 2023 Adjusted Enacted level.

The FY 2024 Request of \$34.7 million includes \$33.6 million is to support the construction of a Chief of Mission residence (CMR) in Beijing, China, as well as \$1.1 million to fund project development for future projects. The new Beijing CMR will replace an undersized, aging, landlord-neglected property that has been leased from the host nation since 1973; in addition, the existing property does not meet current Department access control and vehicular entry security standards. The new CMR will meet representational and residential standards, as well as all applicable security requirements.

### **Safe Housing Projects: \$25.7 million**

OBO is focused on delivering safe, secure housing for staff in cities where the local markets do not have suitable housing, regardless of cost. Housing compounds: meet all U.S. Government safety, health, fire, and security standards; provide stable communities with amenities on a long-term basis; and directly contribute to the quality of life in the difficult places to serve. OBO prioritizes available resources to establish targets for providing new housing and renovations for existing housing. The FY 2024 Request is consistent with the FY 2023 Adjusted Enacted level.

The FY 2024 Budget includes: \$15 million for option-to-lease projects to replace residences due to significant and persistent maintenance issues at three posts; \$8 million for an option-to-lease project to replace seismically deficient housing at one post; and \$700,000 in replacement leases due to lack of fire and accessibility compliance at the existing locations. In addition, this Request includes \$2 million for the development of future projects.

## EMBASSY SECURITY, CONSTRUCTION, AND MAINTENANCE

### **Operations: \$741,948,000**

The FY 2024 Request represents an overall increase of \$36.7 million from the FY 2023 Adjusted Enacted level. Funding for Operations supports OBO's five major organizational components: Planning and Real Estate (PRE); Program Development, Coordination and Support (PDCS); Construction, Facility and Security Management (CFSM); Operations (OPS); and Resource Management (RM). Operations funding is also used to address domestic renovations. Elements which provide critical support to Department operations and the capital construction programs within OBO are detailed below.

#### **Planning and Real Estate (PRE): \$281.5 million**

This Directorate supports the Department's real property management activities, including the administration of the Leasehold account. Within this component of the FY 2024 Request, \$279.2 million (99.2 percent) will be used for the acquisition of functional and residential properties for foreign affairs agencies through lease, lease-purchase, and build-to-lease agreements under the Leasehold Program.

OBO has implemented several cost containment strategies to ensure projects remain affordable, including: a lease-benchmarking program that establishes reasonable lease rates based on market surveys; a lease waiver program requiring that leases comply with cost and size standards; and post-specific funding targets that require field personnel to manage requirements within limited resources.

Proper planning is a critical element in completing projects on time and within budget while providing the right platform to successfully support operations in the field. The OBO planning component provides services such as master planning, evaluating public/private partnership business cases, and performing real property appraisals. PRE manages all of OBO's long-range planning activities.

OBO manages an overseas real property portfolio with an estimated replacement value for owned properties of \$75.2 billion, and lease payments of \$721.3 million per year. This portfolio is constantly evolving due to the acquisition of new sites for future capital construction, negotiation of leases, and disposition of facilities replaced by newly constructed New Embassy Compounds (NECs).

The FY 2024 Request of \$281.5 million represents an increase of \$7.3 million from the FY 2023 Adjusted Enacted level, and it provides the financial support required for OBO to serve as the Department's single real property manager. The FY 2024 increase provides additional funding for residential leases to house new foreign service overseas positions provided to the Department in FY 2022. The Budget also supports additional residential leases for the Department's Civil Service Overseas Development Program, student internships, and other bureau staffing increases. In addition, the increase will be used to address the need to improve housing standards for single-parent families overseas, which is a priority identified by the Department's Chief Diversity and Inclusion Officer, as well as leasehold costs associated with the opening of three new posts in the Pacific Islands.

#### **Program Development, Coordination and Support (PDCS): \$2.4 million**

The FY 2024 Request of \$2.4 million maintains the same level of programmatic funding as the FY 2023 Adjusted Enacted Budget. Projects are monitored by PDCS from inception to completion, including the request for proposal process and various engineering reviews. Project managers from PDCS lead a Washington-based team in support of field operations and ensure the final products meet the contract specifications and are completed on time and within budget.

## EMBASSY SECURITY, CONSTRUCTION, AND MAINTENANCE

### **Construction, Facility and Security Management: \$61 million**

The FY 2024 Request of \$61 million is an increase of \$1 million from the FY 2023 Adjusted Enacted level to help combat overseas price inflation (OPI). The CFSM directorate is accountable for the full lifecycle care of the Department's facilities, from the initial construction to operation and maintenance. CFSM provides on-site supervision to oversee the work of the general contractors building and renovating Department facilities. CFSM ensures security measures are in place to safeguard projects from potentially hostile terrorist acts and intelligence efforts.

In addition, CFSM: oversees the maintenance and repair funding for Department of State functional and representational facilities; distributes funding for the facility managers worldwide who manage the daily operation of the Department's facilities, overseeing all maintenance and repair activities; and provides a specialized pool of expertise to diagnose and address difficult facility problems that can occur in challenging overseas environments.

### **Operations: \$20 million**

The FY 2024 Request of \$20 million maintains the same level of programmatic funding as the FY 2023 Adjusted Enacted Budget. The Operations Directorate serves as OBO's primary point of contact for overseas posts, providing critical day-to-day support, including: accreditation of fire protection systems; curatorial care of cultural assets; and management of artwork within Department facilities.

### **Resource Management: \$83 million**

The FY 2024 Request of \$83 million is an increase of \$2.9 million above the FY 2023 Adjusted Enacted level. This increase will cover OBO's share of the Facility Management Working Capital Fund cost center and the IRM Working Capital Fund service adjustment. The FY 2024 Budget provides funding for: information technology (IT); general services (including domestic rent paid to General Services Administration); and financial, human resources (HR), and front office support to OBO. At the center of this organization is an effective infrastructure for decision-making and resource allocation, and the FY 2024 funding will support the critical systems and personnel essential to managing the complex portfolio of real property and capital construction.

### **Domestic Renovations: \$26.7 million**

The Domestic Construction and Renovations Program funds construction and renovation projects at Department facilities nationwide. The FY 2024 Request of \$26.7 million is an increase of \$8.7 million above the FY 2023 Adjusted Enacted level, and it funds numerous space consolidation projects. These projects align with the State Department's Real Property Capital Plan to move toward decommissioning several leases in the National Capital Region in the 2028 timeframe. The Request will also support the relocation of staff from the Harry S. Truman Building to enable the modernization of the second half of the Department's flagship headquarters without procuring swing space. To achieve this, the program incorporates hybrid workplace methods, such as telework and hoteling, to best maximize the utilization of existing space.

Project	FY 2024 Allocation
HST Modernization Phase 2 Make-Ready	6,800
Densification & Hoteling Renovations in SA-1, SA-05, SA-6, SA-6B, SA-9	7,195
SA-4 Potomac Hill Stormwater Remediation	2,680
Relocation of A/GIS	10,000
<b>Domestic Renovations</b>	<b>26,675</b>

## EMBASSY SECURITY, CONSTRUCTION, AND MAINTENANCE

**Salaries:** \$259.5 million

The FY 2024 Request of \$259.5 million is an increase of \$9.1 million from the FY 2023 Adjusted Enacted level, and it includes \$7 million to address the 2024 American Pay Raise for 1,020 existing authorized positions and annualization of the 2023 American Pay Raise. This increase also includes \$2.1 million for 11 new civil service (CS) positions to support the Bureau's energy savings initiatives and the Climate Security and Resilience program, in accordance with the Secretary's priority for climate and sustainability.

**Climate Security and Resilience:** \$7.8 million

Requirements for agencies to identify and facilitate data-informed approaches for adapting to natural hazard threats are defined in: Executive Order (E.O.) 14008, *Tackling the Climate Crisis*; E.O. 14057, *Catalyzing Clean Energy Industries and Jobs Through Federal Sustainability*; the State Department's Climate Adaptation and Resilience Plan; and the Federal Sustainability Plan. The guidelines require agencies to set and meet ambitious energy, water, and waste reduction targets, including achieving 100 percent renewable electricity for operations and a zero-emission fleet. To achieve and sustain these goals in the overseas environment, OBO will need to strategically build internal infrastructure to: negotiate deals with utility providers; install and maintain electric vehicles, charging stations, and renewable arrays; broaden greenhouse gas reporting to overseas operations; test new technologies; and undertake other supporting activities.

The FY 2024 Request of \$7.8 million will fund energy savings programs, including MeterNet, Air Quality Meters, and the OBO Smart Building Solution. Along with associated activities, these programs will: research and utilize technology; improve reporting procedures; maximize energy and water efficiency; promote renewable energy utilization; and improve waste management. This Request addresses post requirements and solutions that are not funded through the MCS program.

**Cancellation/Rescission:** -\$174,000,000

A cancellation/rescission of -\$174 million is proposed for prior year Overseas Buildings Operations (OBO) balances, including \$135 million from existing balances associated with proceeds of sold property and \$39 million from Strategic Capital and State-only balances associated with completed construction projects.

### *Detailed Resource Summary*

Embassy Security, Construction, and Maintenance (OBO)	Positions					Funds (\$ in thousands)		
	American			FSN	Pos Total	Bureau Managed	American Salaries	Funds Total
	CS	FS Dom	Overseas					
FY 2022 Actual	582	85	355	34	1,056	1,313,149	-	1,313,149
FY 2023 Adjusted Enacted	582	85	355	34	1,056	1,915,821	-	1,915,821
FY 2024 Built-in Changes								
A WCF Services Adjustment	-	-	-	-	-	1,136	-	1,136
Annualization of the 2023 American Pay Raise	-	-	-	-	-	1,533	-	1,533
2024 American Pay Raise	-	-	-	-	-	5,424	-	5,424
IRM WCF Services Adjustment	-	-	-	-	-	1,760	-	1,760

## EMBASSY SECURITY, CONSTRUCTION, AND MAINTENANCE

Embassy Security, Construction, and Maintenance (OBO)	Positions					Funds (\$ in thousands)		
	American			FSN	Pos Total	Bureau Managed	American Salaries	Funds Total
	CS	FS Dom	Overseas					
Overseas Price Inflation	-	-	-	-	-	955	-	955
Total Built-in Changes	-	-	-	-	-	10,808	-	10,808
FY 2024 Current Services	582	85	355	34	1,056	1,926,629	-	1,926,629
FY 2024 Program Changes								
Operational Adjustment	-	-	-	-	-	(28)	-	(28)
Operational Adjustment	-	-	-	-	-	28	-	28
Proposed Rescission of Prior Year Balances	-	-	-	-	-	(174,000)	-	(174,000)
Restore Prior Year Rescission	-	-	-	-	-	42,000	-	42,000
Capital Security Cost Sharing/Maintenance Cost Sharing	-	-	-	-	-	40,595	-	40,595
Leasehold	-	-	-	-	-	7,345	-	7,345
Energy and Climate Security & Resiliency	-	-	-	-	-	7,800	-	7,800
Talent Management	11	0	0	0	11	2,138	-	2,138
Minor Construction and Improvement	-	-	-	-	-	10,000	-	10,000
Ongoing Operations	-	-	-	-	-	8,675	-	8,675
American Centers	-	-	-	-	-	(32,000)	-	(32,000)
Total Program Changes	11	-	-	-	11	(87,447)	-	(87,447)
FY 2024 Request	593	85	355	34	1,067	1,839,182	-	1,839,182

### *Funds by Object Class*

(\$ in thousands)

Embassy Security, Construction, and Maintenance (OBO)	FY 2022 Actual	FY 2023 Adjusted Enacted	FY 2024 Request	Increase/ Decrease
1100 Personnel Compensation	176,010	185,300	192,030	6,730
1200 Personnel Benefits	61,842	65,105	67,470	2,365
2100 Travel & Trans of Persons	16,592	6,876	7,007	131
2200 Transportation of Things	6,299	10,787	10,731	(56)
2300 Rents, Comm & Utilities	229,744	314,104	332,993	18,889
2400 Printing & Reproduction	584	493	515	22
2500 Other Services	337,808	570,453	515,926	(54,527)
2600 Supplies and Materials	24,992	45,102	42,089	(3,013)
3100 Personal Property	21,034	23,245	22,788	(457)
3200 Real Property	414,898	669,233	625,062	(44,171)
4100 Grants, Subsidies & Contributions	23,346	25,123	22,571	(2,552)
<b>Total</b>	<b>1,313,149</b>	<b>1,915,821</b>	<b>1,839,182</b>	<b>(76,639)</b>

## EMBASSY SECURITY, CONSTRUCTION, AND MAINTENANCE

### *Summary of Budgetary Resources* (\$ in millions)

Embassy Security, Construction, and Maintenance (OBO)	FY 2022 Actual	FY 2023 Adjusted Enacted	FY 2024 Request
<b>Budgetary resources:</b>			
<b>Unobligated balance:</b>			
Unobligated balance brought forward, Oct 1	9,870	7,441	6,688
Recoveries of prior year unpaid obligations	167	314	314
Recoveries of prior year paid obligations	31	-	-
<b>Unobligated balance (total)</b>	<b>10,068</b>	<b>7,755</b>	<b>7,002</b>
<b>Budget authority:</b>			
Appropriations, discretionary:			
Appropriation	2,093	1,958	2,013
Appropriations transferred to Enduring Welcome	-	-	(146)
Appropriations transferred from the Department of Defense	-	306	-
Rescission of Unobligated Balances	(670)	(42)	(174)
<b>Appropriation, discretionary (total)</b>	<b>1,423</b>	<b>2,222</b>	<b>1,693</b>
<b>Spending auth from offsetting collections, disc (total)</b>	<b>1,542</b>	<b>1,533</b>	<b>1,595</b>
<b>Total budgetary resources available</b>	<b>13,033</b>	<b>11,510</b>	<b>10,290</b>

## **OTHER ADMINISTRATION OF FOREIGN AFFAIRS**

**Office of Inspector General  
Educational and Cultural Exchange Programs  
Representation Expenses  
Protection of Foreign Missions and Officials  
Emergencies in the Diplomatic and Consular Service  
Buying Power Maintenance Account  
Repatriation Loans Program Account  
Payment to the American Institute in Taiwan**

## Proposed Appropriation Language

### OFFICE OF INSPECTOR GENERAL

For necessary expenses of the Office of Inspector General, [\$98,500,000] *\$133,670,000*, [of which \$14,775,000 may] *to remain available until September 30, [2024] 2025, of which \$26,835,000 is for the Special Inspector General for Afghanistan Reconstruction (SIGAR) for reconstruction oversight: Provided, That funds appropriated under this heading are made available notwithstanding section 209(a)(1) of the Foreign Service Act of 1980 (22 U.S.C. 3929(a)(1)), as it relates to post inspections. [In addition, for the Special Inspector General for Afghanistan Reconstruction (SIGAR) for reconstruction oversight, \$35,200,000, to remain available until September 30, 2024: Provided, That funds appropriated under this heading that are made available for the printing and reproduction costs of SIGAR shall not exceed amounts for such costs during the prior fiscal year.] (Department of State, Foreign Operations, and Related Programs Appropriations Act, 2023.)*

### OFFICE OF INSPECTOR GENERAL

[For an additional amount for "Office of Inspector General", \$5,500,000, to remain available until September 30, 2024.] *(Additional Ukraine Supplemental Appropriations Act, 2023.)*



# OFFICE OF INSPECTOR GENERAL

## *Resource Summary*

(\$ in thousands)

Office of Inspector General (OIG)	FY 2022 Actual	FY 2023 Adjusted Enacted	FY 2024 Request	Change from FY2023 Adjusted Enacted
Office of Inspector General	131,458	133,700	133,670	(30)
State OIG	91,458	98,500	106,835	8,335
SIGAR	40,000	35,200	26,835	(8,365)
Additional Funding 1/2/	8,000	5,500	-	(5,500)
State OIG Positions	329	329	344	15

<sup>1</sup>/FY 2022 Additional Funding includes \$4.0 million from the Ukraine Supplemental Appropriations Act, 2022 (Div. N, P.L.117-103) and \$4.0 million from the Additional Ukraine Supplemental Appropriations Act, 2022 (P.L.117-128).

<sup>2</sup>/FY 2023 Additional Funding includes \$5.5 million from the Additional Ukraine Supplemental Appropriations Act, 2023 (Div. M, P.L.117-328).

---

---

## WHO WE ARE & WHY IT MATTERS

---

---

### Department of State Office of Inspector General (OIG)

OIG is responsible for providing oversight of Department and U.S. Agency for Global Media (USAGM) programs and operations. These organizations include more than 81,000 employees and more than 270 embassies, consulates, and other posts in over 190 countries, as well as the United States. OIG also oversees the programs and operations of the U.S. Section of the International Boundary and Water Commission. In total, OIG oversees more than \$84 billion in Department, USAGM, and foreign assistance resources.

OIG focuses its oversight activities on fulfilling statutory mandates, identifying vulnerabilities, and recommending meaningful actions that the Department and USAGM can take to mitigate risks. OIG is committed to identifying and addressing Department and USAGM top management challenges, including protection of people and facilities; managing and overseeing contracts, grants, and foreign assistance; and managing and securing information. State OIG's leading oversight priority is Ukraine response efforts in concert with the U.S. Department of Defense (DoD) OIG, the U.S. Agency for International Development (USAID) OIG, and partner agencies' and has committed to this as its leading oversight priority. The OIGs from DoD, State, and USAID published the Joint Strategic Plan for Ukraine Response under the framework for overseeing overseas contingency operations established under section 419, United States Code, to facilitate comprehensive oversight of complex interagency operations. Furthermore, since September 2014, OIG - with the DoD and USAID OIGs - has provided statutorily mandated oversight of Overseas Contingency Operations (OCO), including two active OCOs: Operation Inherent Resolve in Iraq and Syria, and Operation Enduring Sentinel to contain terrorist threats emanating from Afghanistan and protect the homeland by maintaining pressure on those threats.

From October 2013 through September 2022, OIG published 1,037 reports, including audits of annual financial statements, procurement activities, and funds management; inspections of Department and USAGM operations and facilities across the globe; and management alerts and management assistance reports addressing vulnerabilities requiring agency leadership's prompt action. During this same period, OIG identified more than \$3.3 billion in questioned costs, taxpayer funds that could be put to better use, and monetary results (including fines, restitution, and recoveries) from OIG's criminal, civil, and administrative investigations. OIG's audits,

## OFFICE OF INSPECTOR GENERAL

evaluations, inspections, and investigations have returned significantly more than the taxpayer funds invested in the office; returning approximately \$5 for every \$1 dollar received over the past 5 years.

Although these numbers reflect substantial savings to the American public, financial results alone do not fully account for OIG's most significant contributions. These efforts include strengthening the integrity of the programs, operations, and resources that are at the foundation of the Department's ability to help preserve national security and advance U.S. foreign policy interests. OIG is building a rich body of work, for example, on the Department's response to the U.S. government's withdrawal from Afghanistan that speaks to, among other things, its management of the special immigrant visa program and of emergency planning, evacuation, and suspension of operations at Embassy Kabul, as well as the work on its remote mission in Doha, Qatar. Oversight of Ukraine response efforts also represents a primary OIG focus. OIG work in this area is designed to promote the security, management, and operations of affected missions; evaluate monitoring and oversight practices; assess the effectiveness of assistance programs; and examine the impact of the Department's strategic management and coordination efforts, among other areas. In these and other ways, OIG's current work and future oversight plans will continue to inform the U.S. government's responses to these critical challenges.

### **Special Inspector General for Afghanistan Reconstruction (SIGAR)**

The mission of SIGAR, which was established by the National Defense Authorization Act for FY 2008 (Pub. L. No. 110-181, §1229), is "to conduct independent and objective audits and investigations of all programs and operations funded with amounts appropriated or otherwise made available for the reconstruction of Afghanistan" and to "prevent and detect waste, fraud, and abuse" in U.S.-funded reconstruction programs and operations. The statute also requires SIGAR to provide recommendations on policies designed to promote economy, efficiency, and effectiveness in the administration of reconstruction programs and operations, and to keep Congress and the Secretaries of State and Defense informed about problems and deficiencies related to the U.S. reconstruction effort. SIGAR is the only independent oversight agency with statutory whole-of-government authority to audit, inspect and investigate the use of U.S. funding made available for Afghanistan reconstruction.

Assistance to Afghanistan temporarily paused but did not end with the Taliban takeover in August 2021. According to SIGAR, as of October 1, 2021, State and USAID had approximately 100 ongoing assistance activities in Afghanistan. Since then, both agencies have announced hundreds of millions of dollars in additional assistance. To date, there is approximately \$2.2 billion in funds made available for Afghanistan still in the "pipeline" for disbursement.

In addition, on February 11, 2022, the President issued an executive order-blocking and consolidating-all Afghan Central Bank assets in U.S. financial institutions, and the Department of the Treasury's Office of Foreign Assets Controls (OFAC) issued a license pursuant to which approximately \$3.5 billion of those assets were transferred for the benefit of the Afghan people to Fund for the Afghan People ("Afghan Fund"), a foundation in Switzerland.

Further, the United Nations is requesting its members to provide more than \$4.6 billion in humanitarian and development assistance to Afghanistan for 2023, and potentially more than \$10 billion for the near future. Special Inspector General Sopko has repeatedly met with Special Representative Roza Otunbayeva, Special Representative of the Secretary General and Head of the United Nations Assistance Mission in Afghanistan (UNAMA), strengthening the close working relationship between UNAMA and SIGAR. To that end, SIGAR has worked extensively with UNAMA in the past and is renewing an agreement with UNAMA for the sharing of oversight information.

SIGAR has provided effective oversight of reconstruction activities in Afghanistan. Over the past 14 years, the SIGAR Audits and Inspections Directorate has issued 454 audit reports, alert letters, and inspection reports, and made 1,276 recommendations to recover funds, improve agency oversight, and increase program effectiveness,

## OFFICE OF INSPECTOR GENERAL

resulting in saving the U.S. taxpayer approximately \$2.4 billion. In addition, the SIGAR Investigations Directorate has obtained 168 criminal convictions, 141 contractor suspensions, and 585 contractor debarments, with criminal fines, restitutions, forfeitures, and civil settlements resulting in cost savings and recoveries totaling approximately \$1.7 billion.

Overall, SIGAR work to date has resulted in approximately \$4 billion in U.S. taxpayer savings, including recovered monies, questioned costs, and cancelled expenditures.

---

---

### BUREAU STRATEGIC GOALS

---

---

1. To serve the American people and support the Department and USAGM, to advance fiscal responsibility and accountability.
2. In support of Department and other USG personnel, we strengthen the Department's ability to protect people, information, and facilities.
3. On behalf of the American people, we advance efficiency and transparency of OIG's oversight mission.
4. Foster a diverse and inclusive culture that inspires innovation, high performance, engagement, and accountability.

To view more of the bureau strategy, please visit <https://www.stateoig.gov/>.

---

---

### JUSTIFICATION OF REQUEST

---

---

#### Department of State Office of Inspector General (OIG)

The FY 2024 Request is \$106.8 million for the Department of State OIG, an increase of \$8.3 million above the FY 2023 Adjusted Enacted level. The Request provides \$2.8 million for the 2024 American pay raise and annualization of the 2023 pay raise, as well as \$706,000 for overseas price inflation and working capital fund adjustment for real property management. The Request additionally includes \$2.9 million for +15 State OIG positions in support of audits, investigations and program and operational support.

This Request provides targeted increases for OIG's audit programs, including two new positions, \$706,000 to establish a regional field office in Bangkok, Thailand, \$310,000 for vulnerability scanning and penetration testing programs and \$91,000 for increase travel costs. This request also includes targeted increases for investigations, including six new civil service positions and \$734,000 for Federal Information Security Modernization Act compliance activities. This request also includes increases for program and operational support, including the implementation of government-wide cybersecurity and digital technology mandates, human capital investments including seven positions, and \$75,000 for diversity equity inclusion and accessibility.

This Request will enable OIG to maintain core operations, address identified Department major management challenges and pressing oversight requirements and adapt to future work and workforce requirements. It provides funding for OIG's mandatory contribution to the Council of the Inspectors General on Integrity and Efficiency (CIGIE).

## OFFICE OF INSPECTOR GENERAL

### Special Inspector General for Afghanistan Reconstruction (SIGAR)

The FY 2024 Request is \$26.8 million, a decrease of \$8.4 million from the FY 2023 Adjusted Enacted level. This request also includes SIGAR's mandatory contribution to CIGIE. To date, SIGAR has been recognized with 34 CIGIE awards, including the Glenn/Roth Award for exemplary service, and 4 Sentner Awards for Dedication and Courage, one of which was awarded for courage under hostile fire.

With the Taliban takeover in August 2021, SIGAR staff were evacuated along with all other U.S. government personnel. However, SIGAR's audits, investigations, and other oversight work have continued. While it is not feasible for SIGAR personnel to work in Afghanistan at this time, SIGAR is continuing a cooperative agreement with a respected Afghan nongovernmental organization to conduct remote monitoring and assessments, as needed. SIGAR has found this to be a reliable and effective augmentation of its normal audit, inspection, and investigative work, and believes it can continue despite the Taliban takeover. SIGAR has been assured by OFAC that these activities are covered by an OFAC license granted to U.S. agencies providing assistance to Afghanistan.

#### *Funds by Object Class*

(\$ in thousands)

Office of Inspector General (OIG)	FY 2022 Actual	FY 2023 Adjusted Enacted	FY 2024 Request	Increase/ Decrease
1100 Personnel Compensation	44,211	47,657	50,187	2,530
1200 Personnel Benefits	16,016	17,565	19,113	1,548
2100 Travel & Trans of Persons	1,094	1,424	2,708	1,284
2300 Rents, Comm & Utilities	2,063	2,176	2,406	230
2400 Printing & Reproduction	46	205	60	(145)
2500 Other Services	25,850	27,397	30,285	2,888
2600 Supplies and Materials	439	415	417	2
3100 Personal Property	1,613	1,653	1,647	(6)
4100 Grants, Subsidies & Contributions	126	8	12	4
<b>Total</b>	<b>91,458</b>	<b>98,500</b>	<b>106,835</b>	<b>8,335</b>

#### *Funds by Object Class*

(\$ in thousands)

Special Inspector General for Afghanistan Reconstruction (SIGAR)	FY 2022 Actual	FY 2023 Adjusted Enacted	FY 2024 Request	Increase/ Decrease
1100 Personnel Compensation	24,843	19,987	13,594	(6,393)
1200 Personnel Benefits	6,210	4,997	3,390	(1,607)
2100 Travel & Trans of Persons	206	242	242	
2300 Rents, Comm & Utilities	1,976	1,356	991	(365)
2400 Printing & Reproduction	50	50	50	

## OFFICE OF INSPECTOR GENERAL

Special Inspector General for Afghanistan Reconstruction (SIGAR)	FY 2022 Actual	FY 2023 Adjusted Enacted	FY 2024 Request	Increase/ Decrease
2500 Other Services	6,567	8,457	8,457	
2600 Supplies and Materials	142	87	87	
3100 Personal Property	6	24	24	
4100 Grants, Subsidies & Contributions				
<b>Total</b>	40,000	35,200	26,835	(8,365)

## Proposed Appropriation Language

### EDUCATIONAL AND CULTURAL EXCHANGE PROGRAMS

For necessary expenses of educational and cultural exchange programs, as authorized, [\$777,500,000] \$783,715,000, to remain available until expended[, of which not less than \$287,500,000 shall be for the Fulbright Program and not less than \$115,000,000 shall be for Citizen Exchange Program]: *Provided*, That fees or other payments received from, or in connection with, English teaching, educational advising and counseling programs, and exchange visitor programs as authorized may be credited to this account, to remain available until expended: *Provided further*, That [a portion of the Fulbright awards from the Eurasia and Central Asia regions shall be designated as Edmund S. Muskie Fellowships, following consultation with the Committees on Appropriations: *Provided further*, That funds appropriated under this heading that are made available for the Benjamin Gilman International Scholarships Program shall also be made available for the John S. McCain Scholars Program, pursuant to section 7075 of the Department of State, Foreign Operations, and Related Programs Appropriations Act, 2019 (division F of Public Law 116–6): *Provided further*, That funds appropriated under this heading shall be made available for the Arctic Exchange Program: *Provided further*, That any substantive modifications from the prior fiscal year to programs funded by this Act under this heading shall be subject to prior consultation with, and the regular notification procedures of, the Committees on Appropriations] *funds made available under this heading may be used to carry out the activities of the Cultural Antiquities Task Force, of which not to exceed \$1,200,000 may be used to make grants for such purposes. (Department of State, Foreign Operations, and Related Programs Appropriations Act, 2023.)*

# EDUCATIONAL AND CULTURAL EXCHANGE PROGRAMS

## *Resource Summary*

(\$ in thousands)

Educational and Cultural Exchange Programs (ECEP)	FY 2022 Actual	FY 2023 Adjusted Enacted	FY 2024 Request	Change from FY2023 Adjusted Enacted
<b>Educational and Cultural Exchange Programs</b>	<b>753,750</b>	<b>777,500</b>	<b>783,715</b>	<b>6,215</b>
Enduring	753,750 <sup>1</sup>	777,500	783,715	6,215
Additional Funding	9,400 <sup>2</sup>	-	-	-
Positions	599	599	602	3

*1 The FY 2022 Actual allocation includes a transfer of \$750,000 from the Diplomatic Programs account for the Arctic Indigenous Exchange program.*

*2 FY 2022 Additional Funding includes a transfer of \$9.4 million in funds appropriated by the Additional Ukraine Supplemental Appropriations Act, 2022 (Public Law No. 117-128) from the Diplomatic Programs account to the Educational and Cultural Exchange Programs account.*

---



---

## WHO WE ARE & WHY IT MATTERS

---



---

More than one million people have participated in Bureau of Educational and Cultural Affairs (ECA)-funded programs since they began more than 80 years ago, including more than 230,000 U.S. citizens. ECA exchange alumni have considerable impact and reach in the areas of education, culture, sports, health, civil society, business, and all levels of government. These alumni are often key partners for the United States in achieving foreign policy goals and include 676 current or former heads of state and government and 87 Nobel Prize winners.

ECA advances U.S. foreign policy objectives through educational, cultural, and professional exchange programs and public engagement activities. In cooperation with U.S. Missions overseas, these strategically targeted programs advance democratic principles and promote mutual understanding, increase professional skills of emerging and established leaders to address global crises, and foster greater diversity and equity at home and abroad.

**Through people-to-people exchanges and public diplomacy engagement efforts, ECA furthers U.S. foreign policy objectives, including the advancement of democratic principles and the promotion of mutual understanding.**

ECA exchanges and programs foster resilience in individuals and communities, promoting media literacy and critical thinking skills. These efforts specifically target government-sponsored disinformation, media manipulation, and malign influence. ECA has enhanced and expanded existing programs, engaging a wide range of audiences, including journalists, heritage preservation specialists, social media influencers, youth, community leaders, and educators.

In response to Russia's unjustified war against Ukraine and its people, ECA's Cultural Heritage Center (CHC) has led interagency and international action to protect the country's cultural heritage by monitoring and calling out destruction, launching a \$9 million initiative to support damage assessment, stabilization, and restoration of cultural sites and collections, and countering Kremlin disinformation aimed at denying and distorting Ukraine's

## EDUCATIONAL AND CULTURAL EXCHANGE PROGRAMS

unique cultural identity. Since FY 2018, ECA has administered \$60 million in Congressionally appropriated funds to counter state disinformation and pressure across Europe and South and Central Asia.

### **ECA increases the professional skills of emerging and established U.S. and foreign leaders to address global challenges, such as countering disinformation and mitigating climate change.**

ECA increases the professional skills of emerging and established U.S. and foreign leaders to address global challenges. In response to the COVID-19 pandemic, a Malawian alumnus of ECA's Mandela Washington Fellowship for Young African Leaders created a free app that has provided nearly 650,000 citizens in Malawi with critical COVID-19 information. ECA's Fulbright Amazonia initiative is tackling the climate crisis by building bridges of scientific collaboration among nations to foster a healthy and resilient Amazon Basin, while ECA's International Visitor Leadership Program brought Egyptian climate professionals together with U.S. counterparts ahead of the 2022 UN Climate Change Conference in Sharm el-Sheikh.

Global skills – international experiences, cross-cultural perspectives, language training – are in increasing demand worldwide. The Fulbright Program enables students, scholars, teachers, artists, and professionals the opportunity to study, teach and conduct research, exchange ideas, and help find solutions to complex challenges in public health, the environment, peace, and security.

### **ECA enhances its Diversity, Equity, Inclusion, and Accessibility (DEIA) to reflect the diversity of the United States.**

ECA has a long record of prioritizing DEIA in its programs, including through partnerships with Historically Black Colleges and Universities, Hispanic Serving Institutions, Tribal Colleges and Universities, and Mobility International USA. Programs prioritize recruitment of underserved and underrepresented participants, foreign and American. In 2022, ECA coordinated the renewal of the Department's Memorandum of Understanding with the Hispanic Association of Colleges and Universities (HACU) focused on international education, workforce development, and DEIA in partnership with HACU's 500 Hispanic Serving Institution members. ECA's Benjamin A. Gilman International Scholarship Program supports study abroad experiences for students with high financial need, awarding nearly 1,500 scholarships to diverse American undergraduates in 2022.

By expanding recruitment and participation for underrepresented U.S. institutions and communities, ECA answers the Administration's E.O. 14035: *"Diversity, Equity, Inclusion, and Accessibility in the Federal Workforce"* and its call to address structures, policies, and practices that contribute to inequalities in educational access, outcomes, and beyond and advance equity, accessibility, and rights for all.

### **ECA is building a forward-leaning bureau, which is more resilient and effective.**

ECA believes public diplomacy starts with people: those who participate in programs and the networks they create, and those who develop, manage, and monitor these exchanges, networks, and public engagement activities. The bureau seeks greater diversity and inclusion in its programs and its staff so that its work truly represents the American people. ECA achieves this goal through increased collaboration – within the bureau and with other entities in the Department.

ECA has improved its monitoring and evaluation process, particularly through its Monitoring Data for ECA (MODE) Framework. The MODE Framework is comprised of standard measures designed to track program performance, leading to more effective programs. Besides expanded monitoring and evaluation, ECA invests in



## EDUCATIONAL AND CULTURAL EXCHANGE PROGRAMS

data science and management – ECA's Vision 21 provides real-time analytics and snapshots of ECA programs in action.

---

---

### BUREAU STRATEGIC GOALS

---

---

1. Further U.S. foreign policy objectives, including the advancement of democratic principles and promoting mutual understanding, through people-to-people exchanges and public diplomacy engagement efforts.
2. Increase the professional skills of emerging and established U.S. and foreign leaders to address global challenges such as countering disinformation and mitigating climate change.
3. Build a forward-leaning ECA which is more resilient, effective, and diverse.

To view more of the bureau strategy, please visit <https://www.state.gov/functional-bureau-strategies/>.

---

---

### JUSTIFICATION OF REQUEST

---

---

The Department receives a separate, no-year appropriation for educational and cultural exchange programs, including those authorized under the Mutual Educational and Cultural Exchange Act of 1961 (Fulbright-Hays Act). With this funding, ECA implements a diverse array of programs with a global scope. These programs span multiple fiscal years, given the time required to properly execute open, competitive grant processes and the recruitment and placement of participants. Programs range in length from a few weeks to one year or longer and often require extensive planning with U.S. and foreign stakeholders, especially partner governments. ECA programs directly benefit the American people, with over 90 percent of ECA's appropriation spent within the United States or invested in U.S. citizens and organizations.

The Department's FY 2024 Request of \$783.7 million for the Educational and Cultural Exchange Programs account includes several key initiatives. Overall, the Request is a net increase of \$6.2 million (0.8 percent) above the FY 2023 Adjusted Enacted. The request supports 599 positions and additional resources for three new positions.

#### **Academic Programs: \$381.7 million**

The FY 2024 Request for Academic Programs is \$381.8 million, a decrease of \$7.9 million below the FY 2023 Adjusted Enacted. The Request includes \$1.5 million for the Madeleine K. Albright Fellowship Program and \$1 million for the South Pacific Scholarship Program.

Education is increasingly critical to strong and stable civil societies that embody core values like human rights, democratic governance, and the rule of law. ECA leverages the dynamism and diversity of the U.S. higher education sector, including through minority serving institutions and community colleges, to promote equity and inclusion and expose people in other countries to the breadth of American culture and society, while providing Americans essential opportunities to foster international skills and relationships that benefit their local communities and increase job opportunities. Education cooperation and joint research enables exchange students, teachers, scientists, businesses, governments, and others to work together with peers to address global challenges like climate change, food security, and the pandemic, which can threaten U.S. citizens' health, prosperity, peace, and security. Broadening access to education is also essential part of a robust response to authoritarianism.

## EDUCATIONAL AND CULTURAL EXCHANGE PROGRAMS

The Fulbright Program is one of ECA's most recognized and valued exchange programs. Fulbright and other ECA exchanges can reach all sectors of society and are vital to the Department's diplomatic engagement worldwide, including with longstanding allies, countries in transition, emerging economies, and competitor nations. Through outreach, recruitment, and enhanced support to participants while they are on the program, ECA will ensure that Fulbright opportunities are open to diverse individuals, institutions, and communities in the United States, and that participants are successful as they represent the United States to the world.

The network of longstanding relationships with governments and civil society fostered by the Fulbright Program is important to the success of the Department's diplomatic agenda and contributes to more robust bilateral relationships in critical countries and world regions. ECA will strengthen its leadership in the Fulbright Program and leverage the sustained levels of financial support from allied governments by increasing its support to innovate, reach new audiences, seize new opportunities, and match partner government initiatives.

The Benjamin A. Gilman International Scholarship Program will reach 3,000 economically disadvantaged American undergraduates from all 50 states, supporting the ability to acquire first-hand knowledge of key regions of the world and to master the skills needed to compete in the international marketplace. The Gilman Program breaks the ceiling on diversity and inclusion, with 70 percent of scholars coming from minority backgrounds, 60 percent coming from small towns and rural America, and more than half being the first in their families to go to college. The global pandemic constrained opportunities for U.S. study abroad worldwide, depriving many American students of this life-changing opportunity. New investment in the Gilman Program ensures that study abroad remains accessible to under-represented Americans.

ECA's EducationUSA network will help the United States to compete against China and others to attract talented students to American institutions, building on the existing network's audience of millions of prospective international students annually in 180 countries. Allies and strategic competitors alike look up to the U.S. higher education system, striving to send their students to the United States while also wanting to attract the over four million globally mobile students to their own countries. Support for EducationUSA advances the Administration's foreign policy, promotes democratic values, and enables every U.S. state to make connections that benefit American communities and local economies recovering from the pandemic.

American English language programs promote American democratic values and diversity overseas, combat state-sponsored disinformation and develop overseas audiences' media literacy, critical thinking, and linguistic skills. In so doing, they are less susceptible to malign influence while improving access to educational and employment opportunities. Included in the Exchanges Support allocation is an increase to hire one new Regional English Language Officer in Ukraine.

American Spaces are virtual and in-person platforms that provide open access to accurate information reflecting American values, including the promotion of democratic and civic engagement, the rule of law, and the protection of human rights. ECA will counter growing malign influence through Confucius Institutes and Russian cultural centers in Africa, Asia, and Latin America. ECA will also invest strategically in civil society training and engage local leaders, promote mission priorities, including climate and global health initiatives, promote skills surrounding emerging technologies and cybersecurity, and make inroads into hard-to-reach communities to counter misinformation.

### **Professional and Cultural Exchanges: \$222.5 million**

ECA requests \$222.5 million for Professional and Cultural Exchanges, a decrease of \$5 million below the FY 2023 Adjusted Enacted. The Request includes \$102.6 million for the International Visitor Leadership Program (IVLP), \$113.4 million for the Citizen Exchange Programs (CE), and \$6.5 million for Special Professional and Cultural Exchanges. It also includes \$750,000 for the Arctic Exchange Program.

## EDUCATIONAL AND CULTURAL EXCHANGE PROGRAMS

The IVLP is the Department's premier professional exchange program to advance American foreign policy goals including countering China and Russia, climate and sustainability, cyberspace diplomacy and emerging technology, global health security, and other priorities. The IVLP brings thousands of professionals from around the world to the United States to cultivate relationships with their American counterparts. The program directly influences the international visitors who participate in it as well as a multitude of American citizens who meet with and host them in U.S. communities. In its 82nd year, the IVLP continues to create a robust and powerful network of global leaders by building relationships at the local, national, and international levels.

The FY 2024 Request of \$113.4 million for Citizen Exchange Programs is strategic and responsive to cross cutting priority themes such as countering state disinformation from Russia and the PRC, combatting climate change, and promoting economic prosperity. CE programs strengthen cooperation on shared challenges by engaging people across the globe to create inclusive networks, strengthen civil society, and build a more stable and prosperous world. They invest in American people and influence, facilitating opportunities for citizens to advance U.S. foreign policy objectives by bringing artists, athletes, professionals, technical experts, and youth to the United States and sending their U.S. counterparts overseas.

The Request includes \$2 million for the TechCamp exchange program, a powerful and flexible 21st-century public diplomacy innovation that leverages cutting-edge communications and U.S. private sector expertise to build the capacity of influential emerging voices to advance shared policy objectives. TechCamp connects key foreign influencers with private-sector technology experts to apply cutting-edge digital communications tools and strategies to U.S. policy challenges such as countering disinformation, combatting climate change, and promoting good governance.

### **Special Initiatives: \$66.8 million**

The FY 2024 Request of \$66.8 million for Special Initiatives, is an \$11.3 million increase above the FY 2023 Adjusted Enacted. It includes \$48.8 million for the Young Leaders Initiatives (YLIs), \$12 million for Countering State Disinformation, and \$6 million for the Community Engagement Exchange Program.

While contributing to regional peace and stability, YLIs demonstrate U.S. leadership, foster economic connections to U.S. interests, and provide a forum to share experiences with emerging leaders from Africa, Southeast Asia, and Latin America. An increase of \$6.2 million will support the expansion of the Young Southeast Asian Leaders Initiative (YSEALI). The increase will build the leadership capabilities of youth in the region, empower young leaders with the skills and resources needed to address pressing challenges critical to U.S. interests, strengthen ties between the United States and Southeast Asia, and nurture a network of alumni in ASEAN countries to work across borders to solve regional and global challenges. The increased funding will double the number of participants in the YSEALI Academic and Professional Fellowship programs from 450 to 900 participants starting in FY 2024.

A \$5.1 million increase for the Young African Leaders Initiative (YALI) would increase the size of the FY 2024 Mandela Washington Fellows cohort from 700 to 800, adding Leadership Institutes; and strengthen recruitment and increase the diversity and number of eligible applicants (otherwise qualified applicants who lack the level of English fluency to participate) by creating a Pre-Institute English Language component (both virtual and in-person) for 50 Fellows. ECA would also reinforce the learning and networks established during the Leadership Institutes and promote ongoing alumni collaboration within and across sectors and countries. ECA would support in-person Regional Alumni Workshops, utilizing the successful YSEALI model, led by ECA's Office of Alumni Affairs. The funds also allow for contractor support. Lastly, to support ongoing professional collaboration, investment and ties between the United States, and YALI alumni and their countries, ECA would increase the

## EDUCATIONAL AND CULTURAL EXCHANGE PROGRAMS

number of reciprocal exchanges – Americans traveling to African countries for specific activities – by 25 each year for a total of 125.

The FY 2024 Request continues the existing \$12 million in funding for exchange programs aimed at countering state-sponsored disinformation campaigns. ECA leverages existing program models to enhance cross-border, cross-generational, and cross-platform human networks, the most effective solutions for addressing state-sponsored disinformation. Funding is allocated to programs in key countries that are strategically vetted with the Bureau of European and Eurasian Affairs, the Bureau of South and Central Asian Affairs, and the Global Engagement Center (GEC). ECA programs develop critical thinking and media literacy skills and help empower emerging and established leaders and influencers.

This Request includes \$6 million to sustain the Community Engagement Exchange (CEE), ECA's core civil society exchange program that focuses on some of the most vulnerable countries. CEE expands the generational, geographic, and thematic reach of ECA's professional exchanges to support a new generation of community leaders at the grassroots level. CEE is designed for a younger cohort, focusing on individuals new to the civil society field with approximately two years of work or volunteer experience in 100 countries. The exchange provides a strong counterpoint to continued declines in global freedom and ensures that young civil society leaders have the network, skills, and resources to support democracy around the world.

### **Program and Performance: \$13.5 million**

The FY 2024 Request for Program and Performance is \$13.5 million, a decrease of \$2.3 million below the FY 2023 Adjusted Enacted.

This funding is essential to: sustain programs that increase the U.S. Government's return on investment through alumni engagement and growing the U.S. and global alumni community; ensure programs are innovative and technology-driven, and evaluated for impact and effectiveness; implement U.S. laws and fulfill Treaty obligations to protect and preserve cultural heritage worldwide through the CHC; deliver rapid response exchange programs to share U.S. expertise and models with foreign audiences (e.g., through the U.S. Speaker Program, and the Academy for Women Entrepreneurs (AWE)); and develop partnerships with public and private sectors and civil society to leverage creativity, innovation, and resources to advance policy priorities.

The Monitoring, Evaluation, Learning and Innovation (MELI) Unit leads ECA's monitoring and evaluation function to drive evidence-informed decision making and resource requests. The MODE Framework tracks program performance for all ECA programs and is aligned with all higher-level strategies (from ECA's Functional Bureau Strategy to the National Security Strategy), while MELI's evaluations focus on illuminating the long-term results of ECA programs and inform stakeholders of the effectiveness of programs, successes, and areas where changes/improvements may be called for. Data gathered from the MELI Unit has provided ECA with key information about the outcomes of its programs. For instance, as reported by FY 2022 MODE data, 94 percent of foreign participants indicated an increase in understanding of U.S. culture and values after their program, while 95 percent of participants who were part of an ECA program that had a media literacy component reported an increased ability to counter disinformation. The MELI Unit also supports administration priorities, from disinformation to countering irregular migration to DEIA, by conducting the necessary research to ensure the bureau is armed with the latest data and information to then incorporate into its programs.

The CHC works with partners worldwide to protect and preserve the cultural traditions, ancient sites, antiquities, and historic monuments that enrich and inform today's societies. In so doing it amplifies and sustains the mutual understanding created by the bureau's exchange programs. The CHC negotiates and supports the implementation of a growing number of bilateral cultural property agreements with foreign governments to promote a clean U.S. art market and protect heritage from looting and trafficking. It administers the U.S. Ambassadors Fund for

## EDUCATIONAL AND CULTURAL EXCHANGE PROGRAMS

Cultural Preservation, which has built goodwill through over 1,200 projects in more than 130 countries. It develops innovative initiatives to foster exchange between U.S. and international cultural heritage professionals and promotes temporary and long-term exchange of cultural property between countries for scientific, educational, and cultural purposes. It manages interagency programs like the Cultural Antiquities Task Force, which supports training, capacity building, and exchange between foreign and domestic law enforcement, customs officials, and preservationists to protect antiquities. The CHC also supports Native Americans in repatriating ancestral remains and cultural items from international museum and gallery collections.

The Office of Alumni Affairs grows and engages a network of more than 1.8 million alumni, including almost 500,000 U.S. citizens of U.S. government funded or sponsored exchange programs. Approximately one in five current world leaders are alumni of U.S. government exchange programs, as are 15 percent of the foreign ambassadors currently posted to the United States. Alumni Affairs manages national and international policy seminars (Alumni TIES), professional development seminars for U.S. citizens, small grant opportunities, and virtual programs. These initiatives strategically reinforce positive perceptions of the United States, counter Russian, and Chinese malign influence, support regional cooperation, and increase opportunities for U.S.-host country partnerships. The Alumni Engagement Innovation Fund (AEIF) provides funding for exchange alumni teams to develop public service-oriented projects that support U.S. foreign policy objectives. In direct support of the administration's Foreign Policy for the Middle-Class initiative, ECA implements the Citizen Diplomacy Action Fund annual small grants competition, which has distributed nearly \$1.2 million for 150 projects implemented by over 300 U.S. citizen alumni. New investments in technology, including the launch of a new, cloud-based database (the Alumni Contact Engagement System) and Alumni Portal website, are reshaping how the Department directly engages millions of alumni in nearly every country of the world to advance U.S. foreign policy objectives.

The Office of the U.S. Speaker Program recruits American experts to engage foreign professional interlocutors on subjects of strategic importance to the United States. These engagements provide opportunities for diverse American voices to share ideas and best practices that strengthen ECA's public diplomacy efforts to advance inclusivity and influence change in areas such as countering PRC and Russian malign influence, climate change, cybersecurity, and economic prosperity. Programs are conducted virtually or in person and often involve ECA exchange program alumni. An interagency initiative with the Department's Office of the Coordinator of Cyber Issues, the National Cybersecurity Alliance, and the U.S. Department of Homeland Security's Cybersecurity and Infrastructure Security Agency produced a roster of 59 U.S. Speaker experts available for programming with posts on cyber diplomacy, crisis management, and increasing cyber awareness.

### **Exchanges Support: \$99.1 million**

The Request includes \$99.1 million for Exchanges Support, an increase of \$10 million above the FY 2023 Adjusted Enacted level. This amount includes \$5 million to support current service adjustments, including the projected 2024 American pay raise and annualization of the 2023 American pay raise. This allocation also includes new positions to support emerging priorities, such as a Regional English Language Officer (RELO) for Ukraine; doubling of the YSEALI program; and the increasing demand for ECA programs.

The request includes \$3 million for IT modernization to address cybersecurity reform, and the new hybrid workforce environment. To keep pace with the rapid changes in technology, ECA would improve its analytics capabilities and several offerings, including general data management support, data analysis, dashboards, and automation. Applications developed and maintained by ECA are instrumental in the design, development, and management of ECA's exchange programs. The increase supports adoption of new technologies to facilitate collaboration and flexible work to include the migration of on-premises applications to Department-approved enterprise cloud platforms that are mobile-first, device agnostic, highly connected, and accessible across the globe to exchange participants, alumni and implementing partners.

## EDUCATIONAL AND CULTURAL EXCHANGE PROGRAMS

In additional, the Request directly supports the FY 2022-2026 Joint Strategic Plan (JSP) goal of 4.3 to protecting personnel, U.S. citizen and foreign nationals exchange participants, and program data, as well as the physical infrastructure from 21st century threats. To maintain a strong cybersecurity posture, reduce risks and remain in compliance with the Department's mandates, ECA must make significant investments in the Zero Trust Architecture. Using tools such as Continuous Diagnostics and Mitigation (CDM) and Identity Credential and Access Management (ICAM), as well as implementing the Zero Trust security model, ECA will continue to help secure the networks and data globally.

The Request includes \$1.3 million to address new working capital fund (WCF) cost center charges. Starting in FY 2024, ECA and other bureaus will be responsible for paying facility management and renovation costs that the Department's Bureau of Administration currently covers. The estimated cost for ECA will cover routine building maintenance, groundskeeping, janitorial services, and utilities, as well as program costs of leasing and space management. This cost center enables the Department to accrue funds for lifecycle maintenance and repairs of buildings and mechanical systems, such as roof repairs, HVAC replacements, and major plumbing and electrical upgrades.

The Request also includes \$760,000 for additional fees related to desktop support and the transitioning of the GO Mobile services to the WCF based on a fee-per-device basis, enabling these services to be sustained and expanded with both changing technology and the Department's growing workforce. The Request directly supports JSP 4.2 by providing a secure platform to an agile workforce enabling access to IT anytime, anywhere.

### ***Funds by Program Activity*** (\$ in thousands)

Educational and Cultural Exchange Programs (ECEP)	FY 2022 Actual	FY 2023 Adjusted Enacted	FY 2024 Request	Change from FY 2023 Adjusted Enacted
<b>Academic Programs</b>	<b>371,188</b>	<b>389,639</b>	<b>381,766</b>	<b>(7,873)</b>
<b>Fulbright Program</b>	<b>275,000</b>	<b>287,500</b>	<b>285,250</b>	<b>(2,250)</b>
<i>McCain Fellowships and Institute [non-add]</i>	<i>[900]</i>	<i>[900]</i>	<i>[900]</i>	-
<b><i>Madeleine Albright Fellowship [non-add]</i></b>	<b>-</b>	<b><i>[1,500]</i></b>	<b><i>[1,500]</i></b>	<b>-</b>
<b>American Spaces Program</b>	<b>15,000</b>	<b>16,000</b>	<b>14,939</b>	<b>(1,061)</b>
<b>Global Academic Exchanges</b>	<b>63,180</b>	<b>63,981</b>	<b>62,702</b>	<b>(1,279)</b>
Educational Advising and Student Services	13,377	13,781	13,321	(460)
English Language Programs	45,200	45,200	45,015	(185)
American Overseas Research Centers	4,603	5,000	4,366	(634)
<b>Special Academic Exchanges</b>	<b>18,008</b>	<b>22,158</b>	<b>18,875</b>	<b>(3,283)</b>
South Pacific Exchanges	375	1,000	1,000	-
Timor Leste Exchanges	375	400	375	(25)
Mobility (Disability) Exchange Clearinghouse	583	583	600	17
Benjamin A. Gilman International Scholarship Program	16,000	17,000	16,200	(800)
<i>McCain Scholars [non-add]</i>	<i>[700]</i>	<i>[700]</i>	<i>[700]</i>	-

## EDUCATIONAL AND CULTURAL EXCHANGE PROGRAMS

Educational and Cultural Exchange Programs (ECEP)	FY 2022 Actual	FY 2023 Adjusted Enacted	FY 2024 Request	Change from FY 2023 Adjusted Enacted
Tibet Fund	675	675	700	25
Fulbright University - Vietnam	-	2,500	-	(2,500)
<b>Professional and Cultural Exchanges</b>	<b>225,860</b>	<b>227,500</b>	<b>222,515</b>	<b>(4,985)</b>
International Visitor Leadership Program	105,000	105,000	102,627	(2,373)
Citizen Exchange Program	113,860	115,000	113,388	(1,612)
<i>TechCamp [non-add]</i>	<i>[2,000]</i>	<i>[2,000]</i>	<i>[2,000]</i>	-
Special Professional and Cultural Exchanges <sup>1/</sup>	7,000	7,500	6,500	(1,000)
Arctic Exchange Program	750	750	750	-
Ngwang Choephel Fellows (Tibet)	750	750	750	-
J. Christopher Stevens	5,500	6,000	5,000	(1,000)
<b>Special Initiatives</b>	<b>53,000</b>	<b>55,500</b>	<b>66,814</b>	<b>11,314</b>
Young Leaders Initiatives	35,000	37,500	48,814	11,314
Young Leaders in the Americas Initiative	6,600	6,600	6,600	-
Young African Leader's Initiative	20,600	20,600	25,714	5,114
Young South-East Asian Leaders Initiative	7,800	10,300	16,500	6,200
Countering State Disinformation and Pressure	12,000	12,000	12,000	-
Community Engagement Exchange Program	6,000	6,000	6,000	-
<i>Pawel Adamowicz Exchange Program [non-add]</i>	<i>[1,000]</i>	<i>[1,000]</i>	<i>[1,000]</i>	-
<b>Program and Performance</b>	<b>15,600</b>	<b>15,800</b>	<b>13,530</b>	<b>(2,270)</b>
U.S. Speaker Program	4,000	4,000	3,929	(71)
Evaluation	4,746	4,746	3,332	(1,414)
Alumni	5,854	5,854	5,154	(700)
Cultural Antiquities Task Force	1,000	1,200	1,115	(85)
<b>Exchanges Support</b>	<b>88,102</b>	<b>89,061</b>	<b>99,090</b>	<b>10,029</b>
<b>Subtotal</b>	<b>753,750</b>	<b>777,500</b>	<b>783,715</b>	<b>6,215</b>
<b>Additional Appropriations for Ukraine <sup>2/</sup></b>	<b>9,400</b>	<b>-</b>	<b>-</b>	<b>-</b>
<b>Total</b>	<b>763,150</b>	<b>777,500</b>	<b>783,715</b>	<b>6,215</b>

<sup>1/</sup>The FY 2022 Actual allocation includes a transfer of \$750,000 from the Diplomatic Programs account for the Arctic Indigenous Exchange program.

<sup>2/</sup> FY 2022 Additional Appropriations includes a transfer of \$9.4 million from the Diplomatic Programs account to Educational and Cultural Exchange Programs appropriated by the Additional Ukraine Supplemental Appropriations Act, 2022 (Public Law No. 117-128). The additional funds support higher education, cultural heritage protection, and economic and trauma recovery programs for Ukraine.

## EDUCATIONAL AND CULTURAL EXCHANGE PROGRAMS

### *Funds by Object Class*

(\$ in thousands)

Educational and Cultural Exchange Programs (ECEP)	FY 2022 Actual	FY 2023 Adjusted Enacted	FY 2024 Request	Increase/ Decrease
1100 Personnel Compensation	58,388	60,473	64,162	3,689
1200 Personnel Benefits	20,748	21,489	22,800	1,311
2100 Travel & Trans of Persons	9,590	9,825	9,842	17
2300 Rents, Comm & Utilities	1,605	1,655	1,658	3
2400 Printing & Reproduction	160	165	165	-
2500 Other Services	70,758	72,532	72,658	126
2600 Supplies and Materials	1,356	1,397	1,400	3
3100 Personal Property	1,001	1,032	1,034	2
4100 Grants, Subsidies & Contributions	590,144	608,932	609,996	1,064
<b>Total</b>	<b>753,750</b>	<b>777,500</b>	<b>783,715</b>	<b>6,215</b>

### *Summary of Budgetary Resources*

(\$ in millions)

Educational and Cultural Exchange Programs (ECEP)	FY 2022 Actual	FY 2023 Adjusted Enacted	FY 2024 Request
<b>Budgetary resources:</b>			
<b>Unobligated balance:</b>			
Unobligated balance brought forward, Oct 1	77	82	48
Discretionary unobligated balance brought forward, Oct 1	76	0	
Unobligated balance transfer from USAID	10	0	0
Recoveries of prior year unpaid obligations	19	8	8
<b>Unobligated balance (total)</b>	<b>106</b>	<b>90</b>	<b>56</b>
<b>Budget authority:</b>			
Appropriations, discretionary:			
Appropriation	753	778	784
Appropriations transferred from Diplomatic Programs	10	0	0
<b>Appropriation, discretionary (total)</b>	<b>763</b>	<b>778</b>	<b>784</b>
<b>Spending authority from offsetting collections, discretionary:</b>			
Collected	15	8	8
<b>Budget authority (total)</b>	<b>778</b>	<b>786</b>	<b>792</b>
<b>Total budgetary resources available</b>	<b>884</b>	<b>876</b>	<b>848</b>



## **Proposed Appropriations Language**

### REPRESENTATION EXPENSES

For representation expenses as authorized, \$7,415,000. *(Department of State, Foreign Operations, and Related Programs Appropriations Act, 2023.)*

## REPRESENTATION EXPENSES

### *Resource Summary*

(\$ in thousands)

Representation Expenses	FY 2022 Actual	FY 2023 Adjusted Enacted	FY 2024 Request	Change from FY2023 Adjusted Enacted
Representation Expenses	7,415	7,415	7,415	-

---

### WHO WE ARE & WHY IT MATTERS

---

Funds from the Representation Expenses appropriation reimburse personnel for expenses incurred in establishing and maintaining relationships of value to the United States in foreign countries.

In FY 2024, representational activities will continue to advance the Department's goals and objectives by promoting American security and prosperity and cultivating relations with foreign officials and private sector representatives.

---

### JUSTIFICATION OF REQUEST

---

The FY 2024 Request is \$7.4 million. The Request will enable Department personnel to observe host country and international protocols and major events, such as the installation or inauguration of national leaders, recognition of deaths or marriages of prominent citizens, and to represent the U.S. Government at cultural and traditional events overseas such as national holidays.

### *Resource Summary*

Representation Expenses	Positions					Funds (\$ in thousands)		
	American			FSN	Pos Total	Bureau Managed	American Salaries	Funds Total
	CS	FS Dom	Overseas					
FY 2022 Actual	-	-	-	-	-	7,415	-	7,415
FY 2023 Adjusted Enacted	-	-	-	-	-	7,415	-	7,415
FY 2024 Request	-	-	-	-	-	7,415	-	7,415

### *Funds by Object Class*

(\$ in thousands)

Representation Expenses	FY 2022 Actual	FY 2023 Adjusted Enacted	FY 2024 Request	Increase/ Decrease
2500 Other Services	7,415	7,415	7,415	-
<b>Total</b>	<b>7,415</b>	<b>7,415</b>	<b>7,415</b>	<b>-</b>

## REPRESENTATION EXPENSES

### *Summary of Budgetary Resources* (\$ in millions)

Representation Expenses	FY 2022 Actual	FY 2023 Adjusted Enacted	FY 2024 Request
<b>Budget authority:</b>			
<b>Appropriations, discretionary:</b>			
Appropriation	7	7	7
<b>Appropriation, discretionary (total)</b>	<b>7</b>	<b>7</b>	<b>7</b>
<b>Spending authority from offsetting collections, discretionary:</b>			
Collected	1	-	-
<b>Spending auth from offsetting collections, disc (total)</b>	<b>1</b>	<b>-</b>	<b>-</b>
<b>Budget authority (total)</b>	<b>8</b>	<b>7</b>	<b>7</b>
<b>Total budgetary resources available</b>	<b>8</b>	<b>7</b>	<b>7</b>

## **Proposed Appropriations Language**

### **PROTECTION OF FOREIGN MISSIONS AND OFFICIALS**

For necessary expenses, not otherwise provided, to enable the Secretary of State to provide for extraordinary protective services, as authorized, [\$30,890,000] *\$30,890,000*, to remain available until September 30, [2024] 2025. (*Department of State, Foreign Operations, and Related Programs Appropriations Act, 2023.*)

# PROTECTION OF FOREIGN MISSIONS AND OFFICIALS

## *Resource Summary*

(\$ in thousands)

Protection of Foreign Missions and Officials (PFMO)	FY 2022 Actual	FY 2023 Adjusted Enacted	FY 2024 Request	Change from FY 2023 Adjusted Enacted
Protection of Foreign Missions and Officials	30,890	30,890	30,890	-
Positions	-	-	-	-

---

## WHO WE ARE & WHY IT MATTERS

---

The Bureau of Diplomatic Security administers two programs for the extraordinary protection of international organizations, foreign missions and officials, and foreign dignitaries (under certain circumstances) throughout the United States. These programs include the Extraordinary Protection of International Organizations, Foreign Missions and Officials (PFMO) in New York, and the Extraordinary Protection of International Organizations, Foreign Missions and Officials elsewhere in the United States. This work is done under the authority of the Foreign Missions Act (22 U.S.C. § 4314) and 18 U.S.C. § 3056A(d), as delegated by Exec. Order No. 12478 (1984).

The PFMO program is essential to the protection of foreign missions and their personnel within the United States, as stipulated in the Vienna Conventions on Diplomatic and Consular Relations.

The PFMO program was created to compensate, in part, U.S. law enforcement agencies at the municipal, state and federal levels, along with qualified security professionals, for extraordinary services provided for the protection of foreign missions and officials. Payments may be made for extraordinary protective services set forth in the Foreign Missions Act (22 U.S.C. § 4314). Prior to payment, the Department of State must validate and certify each expense as proper and accurate. As funding remains available, validated claims are paid promptly.

---

## JUSTIFICATION OF REQUEST

---

The FY 2024 Request is \$30.9 million, which is maintained at the same level as the FY 2023 Adjusted Enacted total. The Department continues to request authority, first provided in section 7034(j) of the Department of State, Foreign Operations, and Related Programs Appropriations Act, 2014 (Div. K, P.L. 113-76), to transfer expired, unobligated balances from the Diplomatic Programs account to PFMO to pay down arrears.

## *Funds by Object Class*

(\$ in thousands)

Protection of Foreign Missions and Officials (PFMO)	FY 2022 Actual	FY 2023 Adjusted Enacted	FY 2024 Request	Increase/ Decrease
2500 Other Services	30,890	30,890	30,890	-
<b>Total</b>	<b>30,890</b>	<b>30,890</b>	<b>30,890</b>	<b>-</b>

## PROTECTION OF FOREIGN MISSIONS AND OFFICIALS

### *Summary of Budgetary Resources* (\$ in millions)

Protection of Foreign Missions and Officials (PFMO)	FY 2022 Actual	FY 2023 Adjusted Enacted	FY 2024 Request
<b>Budgetary resources:</b>			
<b>Unobligated balance:</b>			
Unobligated balance brought forward, Oct 1	19	1	1
Recoveries of prior year unpaid obligations	-	-	-
<b>Unobligated balance (total)</b>	<b>19</b>	<b>1</b>	<b>1</b>
<b>Budget authority:</b>			
<b>Appropriations, discretionary:</b>			
Appropriation	31	31	31
<b>Appropriation, discretionary (total)</b>	<b>31</b>	<b>31</b>	<b>31</b>
<b>Total budgetary resources available</b>	<b>50</b>	<b>32</b>	<b>32</b>

## **Proposed Appropriations Language**

### EMERGENCIES IN THE DIPLOMATIC AND CONSULAR SERVICE

For necessary expenses to enable the Secretary of State to meet unforeseen emergencies arising in the Diplomatic and Consular Service, as authorized, [~~\$8,885,000~~] *\$10,685,000*, to remain available until expended, of which not to exceed \$1,000,000 may be transferred to, and merged with, funds appropriated by this Act under the heading "Repatriation Loans Program Account". (*Department of State, Foreign Operations, and Related Programs Appropriations Act, 2023.*)

# EMERGENCIES IN THE DIPLOMATIC AND CONSULAR SERVICE

## Resource Summary

(\$ in thousands)

Emergencies in the Diplomatic and Consular Service (EDCS)	FY 2022 Actual	FY 2023 Adjusted Enacted	FY 2024 Request	Change from FY 2023 Adjusted Enacted
<b>EDCS <sup>1</sup></b>	<b>7,385</b>	<b>8,885</b>	<b>10,685</b>	<b>1,800</b>
Additional Funding <sup>2</sup>	317,900	-	-	-
<b>Subtotal <sup>3</sup></b>	<b>325,285</b>	<b>8,885</b>	<b>10,685</b>	<b>1,800</b>
OHDACA Transfer <sup>4</sup>	-	20,000	-	(20,000)
<b>Emergencies in the Diplomatic and Consular Service Grand Total <sup>5</sup></b>	<b>325,285</b>	<b>28,885</b>	<b>10,685</b>	<b>(18,200)</b>

<sup>1</sup> FY 2022 Actual reflects a \$500,000 transfer out to the Repatriation Loan Program Account.

<sup>2</sup> In FY 2022, Additional Funding include \$276.9 million from the Afghanistan Supplemental Appropriations Act, 2022 (Div. C, P.L. 117-43), \$36.0 million from the Additional Afghanistan Supplemental Appropriations Act, 2022 (Div. B, P.L. 117-70), and \$5.0 million transferred per CN 22-154 from funds appropriated to the Diplomatic Programs account in the Ukraine Supplemental Appropriations Act, 2022 (Div. N, P.L. 117-103).

<sup>3</sup> Sub-total includes additional funding received through supplemental appropriations in FY 2022.

<sup>4</sup> In addition to the FY 2023 Adjusted Enacted, \$20 million was transferred in from Department of Defense Overseas Humanitarian Disaster, and Civic Aid (OHDACA) funds for the Department's Afghanistan-related Enduring Welcome (EW) support.

<sup>5</sup> Grand total includes additional funding received through supplemental appropriations in FY 2022 and transfers from Department of Defense OHDACA funds in FY 2023.

---

## WHO WE ARE & WHY IT MATTERS

---

Consistent with section 4 of the State Department Basic Authorities Act (22 U.S.C. 2671), the Emergencies in the Diplomatic and Consular Service (EDCS) appropriation is a no-year appropriation used to meet unforeseen emergency requirements in the conduct of foreign affairs. This includes evacuations of U.S. Government personnel and their families overseas, and, in certain circumstances, private U.S. citizens and third country nationals. It also includes other authorized activities that further the realization of U.S. foreign policy objectives.

EDCS has been used for Enduring Welcome (EW) and related Afghanistan support (in September 2022, the Department began referring to its Operations Allies Welcome efforts as EW). In addition, consistent with section 122(a) of the Continuing Appropriations Act, 2023 (Div. A, P.L. 117-180), the Department recently transferred \$20 million from the Department of Defense Overseas Humanitarian, Disaster, and Civic Aid (OHDACA) Operation and Maintenance appropriation to EDCS for EW support.

The EDCS appropriation can also support travel costs for certain engagements by senior Administration officials, such as the U.S. hosting of international conferences and participation in other diplomatic events. These include participation in the United Nations (UN) and the Organization of American States General Assembly, the G-20 Summit, and the U.S.-China Strategic and Economic Dialogue.

The Rewards category of EDCS supports the Department's Rewards Program. The program pays rewards for information related to international terrorism, narcotics-related activities, transnational organized crime, and war crimes, consistent with section 36 of the State Department Basic Authorities Act of 1956 (22 U.S.C 2708). The program has been instrumental in bringing to justice international terrorists, notorious narcotics traffickers, and



## EMERGENCIES IN THE DIPLOMATIC AND CONSULAR SERVICE

war criminals sought by the UN International Criminal Tribunals for the Former Yugoslavia and Rwanda. Funds appropriated for these purposes are authorized to remain available until expended.

---

---

### JUSTIFICATION OF REQUEST

---

---

The Department's FY 2024 Request of \$10.7 million is an increase of \$1.8 million above the FY 2023 Adjusted Enacted level, primarily for anticipated increases in EDCS-funded flights and other associated costs to repatriate wrongful detainees upon their release. The FY 2024 Request does not include funding for the Rewards Program, which is drawn, as needed, from transfers of Diplomatic Programs expired unobligated balances, pursuant to the Department of State, Foreign Operations, and Related Programs Appropriations Act, 2008 (Div. J, P.L. 110-161).

#### *Funds by Object Class*

(\$ in thousands)

Emergencies in the Diplomatic and Consular Service (EDCS)	FY 2022 Actual	FY 2023 Adjusted Enacted	FY 2024 Request	Increase/ Decrease
2100 Travel & Trans of Persons	3,104	3,734	4,719	985
2500 Other Services	4,281	5,151	5,966	815
<b>Total</b>	<b>7,385</b>	<b>8,885</b>	<b>10,685</b>	<b>1,800</b>

## BUYING POWER MAINTENANCE ACCOUNT

### *Resource Summary*

(\$ in thousands)

Buying Power Maintenance Account (BPMA)	FY 2022 Actual	FY 2023 Adjusted Enacted	FY 2024 Request	Change from FY 2023 Adjusted Enacted
Buying Power Maintenance Account	-	-	-	-

---

### WHO WE ARE & WHY IT MATTERS

---

The Buying Power Maintenance Account (BPMA) is authorized under section 24 of the State Department Basic Authorities Act of 1956 (22 U.S.C. 2696). The BPMA offsets adverse fluctuations in foreign currency exchange rates as well as overseas wage and price changes.

Adverse exchange rate fluctuations and inflationary adjustments erode the Department's buying power overseas, causing potential operating deficits. To address such circumstances, funds may be transferred from the BPMA account to other accounts under the heading "Administration of Foreign Affairs" in order to maintain planned levels of activity. Factors for transferring funds include: maintaining the ability to absorb exchange rate losses within the current year financial plan; offsetting gains in other parts of the world; and weighing the balances available versus projections of exchange rate fluctuations in the current budget year. Decisions to transfer exchange rate gains from other accounts under the heading "Administration of Foreign Affairs" into the BPMA are made on a similar basis.

The BPMA account acts to stabilize the buying power of embassies through significant depreciations in the dollar and overseas inflationary pressures. Section 24 of the State Department Basic Authorities Act of 1956 authorizes the transfer of unobligated expired balances from "Administration of Foreign Affairs" accounts into the BPMA.

---

### JUSTIFICATION OF REQUEST

---

The FY 2024 Request does not include direct appropriated funding for the BPMA. As in previous years, the Department will continue to use BPMA balances and related transfer authority to manage exchange rate fluctuations, as well as overseas inflation adjustments and locally employed staff wage increases. The cumulative FY 2023 transfer to Diplomatic Programs (DP) is estimated to be \$177.5 million. Consistent with section 24 of the State Department Basic Authorities Act of 1956, the balance of the BPMA never exceeded \$100 million at any time. The table below shows DP Expired Unobligated balance transfers into BPMA for FY 2021 to FY2023, as well as transfers to the current year DP account.

### *Transfers Between Diplomatic Programs Balances and BPMA*

(\$ in millions)

Fiscal Year	DP Expired Unobligated Balances to BPMA	BPMA to DP Current Year
FY 2021	(97.0)	97.0
FY 2022	(114.0)	114.0
FY 2023	(177.4)	177.4

## Proposed Appropriations Language

### REPATRIATION LOANS PROGRAM ACCOUNT

For the cost of direct loans, [~~\$1,300,000~~] *\$1,800,000*, as authorized: *Provided*, That such costs, including the cost of modifying such loans, shall be as defined in section 502 of the Congressional Budget Act of 1974: *Provided further*, That such funds are available to subsidize gross obligations for the principal amount of direct loans not to exceed [~~\$4,753,048~~] *\$5,167,004*. (*Department of State, Foreign Operations, and Related Programs Appropriations Act, 2023.*)

# REPATRIATION LOANS PROGRAM ACCOUNT

## *Resource Summary*

(\$ in thousands)

Repatriation Loans Program Account (REPAT)	FY 2022 Actual <sup>1</sup>	FY 2023 Adjusted Enacted	FY 2024 Request	Change from FY2023 Adjusted Enacted
Repatriation Loans Program Account	1,800	1,300	1,800	500

<sup>1</sup> In addition to the FY 2022 appropriation of \$1.3 million, \$500,000 was transferred from EDCS balances to increase loan authority.

---

## WHO WE ARE & WHY IT MATTERS

---

The Repatriation Loans Program provides emergency loans for temporary transportation, subsistence, and other related expenses to assist destitute U.S. citizens abroad who have no other source of funds to return to the United States. Recipients may include U.S. citizens who are temporarily abroad and without funds because of unforeseen events, such as theft, illness, or accident; suffering from serious physical or mental illness who need to return to the United States for medical care; residing abroad who need assistance to escape an abusive domestic situation; and caught in a disaster or emergency abroad who need to depart the crisis location.

When U.S. citizens overseas require financial assistance during personal emergencies to return to the United States, they may enlist the assistance of the U.S. embassy or consulate in the country in which they are stranded. Generally, consular officers first attempt to obtain funds for the person in need from family members and friends.

If family and friends are unwilling or unable to assist, the post is authorized in certain circumstances to purchase transportation for direct return to the United States and to provide funds for food, lodging, and other related expenses. Approval of a repatriation loan is not based on an applicant's creditworthiness. The recipient, or another adult U.S. citizen, is required to complete a written loan agreement which includes a repayment schedule. To encourage repayment, the adult loan recipient's passport is restricted at the time the loan is issued to allow return only to the United States. This restriction remains in effect until the loan is repaid.

---

## JUSTIFICATION OF REQUEST

---

The FY 2024 Request is \$1.8 million, an increase of \$500,000 from the FY 2023 Adjusted Enacted level which reflects the rising costs of travel. The funds will allow the Department of State to subsidize the Repatriation Loans Program consistent with the Credit Reform Act of 1990. With an FY 2024 subsidy rate of 54.19 percent, the request enables a loan level of approximately \$3.3 million. This will provide for up to 830 loans, assuming a maximum loan level of \$4,000, as per Departmental guidance.

Permissive transfer authority of up to \$1 million from the Emergencies in the Diplomatic and Consular Service (EDCS) account would, if exercised, enable another \$1.8 million in loan authority. Administrative costs for repatriation loans are funded by the Consular and Border Security Programs account.

# REPATRIATION LOANS PROGRAM ACCOUNT

## *FY 2022 Loans Serviced by Region*

Actual Number of Loans Serviced by Region	
Africa	324
Western Hemisphere	195
East Asia / Pacific	226
Europe and Eurasia	254
Middle East and North Africa	108
South Central Asia	32
<b>Total</b>	<b>1,139</b>

## *Funds by Object Class*

(\$ in thousands)

Repatriation Loans Program Account (REPAT)	FY 2022 Actual <sup>1</sup>	FY 2023 Adjusted Enacted	FY 2024 Request	Increase/ Decrease
3300 Investments and Loans	1,800	1,300	1,800	500
<b>Total</b>	<b>1,800</b>	<b>1,300</b>	<b>1,800</b>	<b>500</b>

<sup>1</sup> In addition to the FY 2022 appropriation of \$1.3 million, \$500,000 was transferred from EDCS balances to enable increased loan authority.

## *Summary of Budgetary Resources*

(\$ in millions)

Repatriation Loans Program Account (REPAT)	FY 2022 Actual	FY 2023 Adjusted Enacted	FY 2024 Request
<b>Budgetary resources:</b>			
<b>Unobligated balance:</b>			
Unobligated balance brought forward, Oct 1	4	3	3
<b>Unobligated balance (total)</b>	<b>4</b>	<b>3</b>	<b>3</b>
<b>Budget authority:</b>			
<b>Appropriations, discretionary:</b>			
Appropriation (special or trust)	2	1	2
<b>Appropriation, discretionary (total)</b>	<b>2</b>	<b>1</b>	<b>2</b>
<b>Spending authority from offsetting collections, discretionary:</b>			
Collected	2	2	2
<b>Spending auth from offsetting collections, disc (total)</b>	<b>2</b>	<b>2</b>	<b>2</b>

## **Proposed Appropriations Language**

### **PAYMENT TO THE AMERICAN INSTITUTE IN TAIWAN**

For necessary expenses to carry out the Taiwan Relations Act (Public Law 96–8), [~~\$34,083,000~~] *\$34,964,000*.  
(*Department of State, Foreign Operations, and Related Programs Appropriations Act, 2023.*)

# PAYMENT TO THE AMERICAN INSTITUTE IN TAIWAN

## *Resource Summary*

(\$ in thousands)

Payment to the American Institute in Taiwan (AIT)	FY 2022 Actual	FY 2023 Adjusted Enacted	FY 2024 Request	Change from FY 2023 Adjusted Enacted
Payment to the American Institute in Taiwan	32,583	34,083	34,964	881

---

---

## WHO WE ARE & WHY IT MATTERS

---

---

The Taiwan Relations Act (TRA) was enacted in 1979 to provide for the promotion of “commercial, cultural and other relations” between the people of the United States and the people on Taiwan. The TRA further specifies that “any programs, transactions, or other relations conducted or carried out by the President or any Agency of the United States Government with respect to Taiwan shall, in the manner and to the extent directed by the President, be conducted and carried out by or through the American Institute in Taiwan.” Consistent with the goals and directives of the TRA, the American Institute in Taiwan (AIT) fosters extensive and friendly relations between the United States and the people on Taiwan in the absence of diplomatic relations.

Over four decades after its creation, AIT remains unique in how it functions, its funding, its staffing, and its structure under United States law; this singular structure is required to manage the complex unofficial relationship between the U.S. and Taiwan. The United States’ strong unofficial relationship with Taiwan has been highlighted in a number of recent bills, such as the Taiwan Assurance Act of 2020, which states that “It is the policy of the United States to reinforce its commitments to Taiwan under the Taiwan Relations Act.” In December 2022 the Consolidated Appropriations Act, 2023 (P.L. 117-328,) provided authority for increased cooperation with Taiwan, including loan and loan guarantee authority for the U.S. to offer financing options to Taiwan for their purchase of defense-related items, and authorization to utilize AIT funding to establish a fellowship program.

U.S. security, economic, and people-to-people ties with Taiwan are woven into the foundation of U.S. efforts in the Asia-Pacific region. AIT maintains a deep and growing relationship with Taiwan as one of the United States’ most important partners in Asia.

As an established nonprofit, AIT advances U.S. economic, security, commercial, cultural, scientific, agricultural, and other interests in Taiwan, under the direction of the Secretary of State. In this role, AIT helps to facilitate U.S. policy as memorialized in the TRA “to preserve and promote extensive, close, and friendly commercial, cultural, and other relations between the people of the United States and the people on Taiwan” and “make available to Taiwan such defense articles and defense services in such quantity as may be necessary to enable Taiwan to maintain a sufficient self-defense capability.”

AIT’s Washington headquarters (AIT/W) acts as a liaison between various U.S. Government agencies, AIT’s offices on Taiwan, and the Taipei Economic and Cultural Representative Office in the United States (TECRO). Key responsibilities for AIT/W include facilitating transits within the United States by Taiwan’s top leaders, as well as coordinating and managing the implementation of all AIT-TECRO instruments. In addition, AIT/W enhances U.S.-Taiwan trade policy and the security relationship; conducts public diplomacy; provides budget and financial oversight for the organization; oversees the issuance of TECRO/TECO ID cards, tax free cards, and driver’s licenses; and liaises with TECRO on administrative, consular, and other matters.

## **PAYMENT TO THE AMERICAN INSTITUTE IN TAIWAN**

AIT Taipei (AIT/T) leadership and staff directly engage with the Taiwan authorities at all levels to promote U.S. interests. AIT/T has negotiated agreements that span trade, defense, the environment, aviation, energy, security, scientific research, administrative support, and other technical cooperation. AIT/T works to break down market access barriers to U.S. goods and services and facilitates the transfer of U.S. defense articles and defense services to Taiwan.

AIT/T's work continues to serve in support of a strategic relationship which benefits both partners. AIT/T estimates the United States' relationship with Taiwan has created over 350,000 jobs in the U.S. Taiwan is a top-ten purchaser of U.S. weapons systems and foreign military sales (FMS) partner. Disruptions of normal supply chains during the COVID-19 crisis highlighted the vital importance of the Taiwan semi-conductor industry to a range of U.S. manufacturing, including the automotive industry, as well as AIT/T's role in assisting with a coordinated response.

AIT/T provides a full range of consular services, including immigrant and nonimmigrant visas. Historically, Taiwan has been the seventh-largest source of international students in the United States, and the fourth-largest provider of international students per capita. Since Taiwan joined the Visa Waiver Program in late 2012, the number of Taiwan travelers visiting the United States increased by 60 percent.

AIT/T actively promotes the U.S.-Taiwan relationship through its social media platforms and public diplomacy efforts in Taiwan. Strategic outreach supporting U.S. foreign policy goals and generating positive publicity to enhance the overall U.S. image has three main facets including (1) an active exchanges roster, including over 300 annual Fulbright grantees; (2) a robust public outreach arm, including at Taiwan's six American Spaces locations; and (3) AIT/T's active social media presence on Facebook and Instagram, with over 110,000 followers and average engagement rates of 15 percent that respond to its content and engage with its personnel.

AIT Kaohsiung (AIT/K) branch office is under the leadership of AIT/T. AIT/K is responsible for establishing and maintaining a strong network of political and economic contacts in the south that puts AIT in a better position to fully understand Taiwan politics and build relationships with key future leaders. Southern Taiwan is the base of the Democratic Progressive Party (DPP), which controls Taiwan's legislature and presidency. Southerners have held many top positions in the Taiwan authorities. The south is also at the cross-roads of opposition politics, enabling AIT/K to gain insight from a wide range of the political spectrum.

---

### **JUSTIFICATION OF REQUEST**

---

The Payment to the American Institute in Taiwan appropriation funds AIT costs and core activities implemented by AIT on behalf of the United States Government, including the Department of State and elements of the Foreign Commercial and Foreign Agricultural Services. AIT receives reimbursement for direct and indirect costs from other agencies that have staff and activities in Taipei.

The FY 2024 Request of \$35.0 million, includes \$546,000 for personnel support. This increase will support AIT in promoting people-to people ties, confronting aggressive disinformation campaigns, and encouraging Taiwanese policymakers and the public in their efforts to resist coercion.

The Request also reflects the President's and the Secretary's objective to expand cooperation with Taiwan, bolstering Taiwan's ability to deter aggression and defend itself against unprovoked and destabilizing actions. For FY 2023, AIT estimates \$5.8 million in consular operation costs. Given the easing of COVID-19 restrictions, AIT projects FY 2024 fee revenue to be in approximate balance with fee revenue collected in FY 2023.



## PAYMENT TO THE AMERICAN INSTITUTE IN TAIWAN

### *Funds by Object Class*

(\$ in thousands)

Payment to the American Institute in Taiwan (AIT)	FY 2022 Actual	FY 2023 Adjusted Enacted	FY 2024 Request	Increase/ Decrease
1100 Personnel Compensation	14,499	15,042	15,431	389
1200 Personnel Benefits	6,411	6,651	6,823	172
2500 Other Services	11,673	12,390	12,710	320
<b>Total</b>	<b>32,583</b>	<b>34,083</b>	<b>34,964</b>	<b>881</b>

### *Summary of Budgetary Resources*

(\$ in millions)

Payment to the American Institute in Taiwan (AIT)	FY 2022 Actual	FY 2023 Adjusted Enacted	FY 2024 Request
<b>Budgetary resources:</b>			
<b>Unobligated balance:</b>			
Unobligated balance brought forward, Oct 1	-	-	-
<b>Unobligated balance (total)</b>	<b>-</b>	<b>-</b>	<b>-</b>
<b>Budget authority:</b>			
Appropriations, discretionary:			
Appropriation	33	34	35
<b>Appropriation, discretionary (total)</b>	<b>33</b>	<b>34</b>	<b>35</b>
Spending authority from offsetting collections, discretionary:			
Collected	5	2	2
<b>Spending auth from offsetting collections, discretionary (total)</b>	<b>5</b>	<b>2</b>	<b>2</b>
<b>Budget authority (total)</b>	<b>38</b>	<b>36</b>	<b>37</b>
<b>Total budgetary resources available</b>	<b>38</b>	<b>36</b>	<b>37</b>

/

## **INTERNATIONAL ORGANIZATIONS**

**Contributions to International Organizations  
Contributions to International Peacekeeping Operations**

## Proposed Appropriation Language

### CONTRIBUTIONS TO INTERNATIONAL ORGANIZATIONS

For necessary expenses, not otherwise provided for, to meet annual obligations of membership in international multilateral organizations, pursuant to treaties ratified pursuant to the advice and consent of the Senate, conventions, or specific Acts of Congress, [\$1,438,000,000] *\$1,703,881,000*, [of which \$96,240,000 may ]*to* remain available until September 30, [2024: *Provided*, That the Secretary of State shall, at the time of the submission of the President's budget to Congress under section 1105(a) of title 31, United States Code, transmit to the Committees on Appropriations the most recent biennial budget prepared by the United Nations for the operations of the United Nations: *Provided further*, That the Secretary of State shall notify the Committees on Appropriations at least 15 days in advance (or in an emergency, as far in advance as is practicable) of any United Nations action to increase funding for any United Nations program without identifying an offsetting decrease elsewhere in the United Nations budget: *Provided further*, That any payment of arrearages under this heading shall be directed to activities that are mutually agreed upon by the United States and the respective international organization and shall be subject to the regular notification procedures of the Committees on Appropriations: *Provided further*, That none of the funds appropriated under this heading shall be available for a United States contribution to an international organization for the United States share of interest costs made known to the United States Government by such organization for loans incurred on or after October 1, 1984, through external borrowings] 2025. (*Department of State, Foreign Operations, and Related Programs Appropriations Act, 2023.*)

# CONTRIBUTIONS TO INTERNATIONAL ORGANIZATIONS

## *Resource Summary*

(\$ in thousands)

Contributions to International Organizations	FY 2022 Actual	FY 2023 Adjusted Enacted	FY 2024 Request	Change from FY 2023 Adjusted Enacted
Contributions to International Organizations	1,662,928	1,438,000	1,703,881	265,881

---

---

## WHO WE ARE & WHY IT MATTERS

---

---

The Contributions to International Organizations (CIO) account is the source of funding for annual U.S. assessed contributions to 43 international organizations, including: the United Nations (UN); organizations in the UN system, such as the International Atomic Energy Agency and the International Civil Aviation Organization; and other international organizations, such as the North Atlantic Treaty Organization (NATO) and the Organization for the Prohibition of Chemical Weapons.

U.S. leadership at international organizations enables the country to build and lead coalitions that advance shared interests, support effective global cooperation, protect human rights and fundamental freedoms, and set international norms and standards that foster a dynamic, inclusive, innovative domestic economy.

The Administration is committed to promoting U.S. leadership in international organizations to build the coalitions needed to address the country's biggest global challenges: climate change; global health; peace and security; humanitarian response; the revitalization of democracy and human rights; digital connectivity and technology governance; sustainable and inclusive development; and forced displacement and migration.

Strategic U.S. investments in the multilateral system allow the country to set the agenda to: advance U.S. priorities; strengthen the effectiveness of international organizations; and share the burden of action among member states.

International organizations promote and facilitate coordinated efforts to end the COVID-19 pandemic, restore global public health security, and set international norms and standards in science and technology, environment, climate, and other relevant fields that support a strong national economy at home. International organizations also facilitate collective action by the world community to:

- combat violent extremism;
- limit the spread of nuclear and chemical weapons;
- promote inclusive, sustainable, and climate-friendly economic growth and development; and,
- forge solutions to the threats of armed conflict, hunger, poverty, and climate change.

International organizations offer significant benefits to U.S. taxpayers. Nearly every federal agency engages with international organizations to help advance U.S. foreign and domestic objectives. Countless U.S. businesses and citizens benefit from work done by international organizations to: reduce barriers to trade; improve border and port security; obtain international patent and trademark protection; set standards for aviation and maritime security; and maintain the world's telecommunications networks.

# CONTRIBUTIONS TO INTERNATIONAL ORGANIZATIONS

---

---

## JUSTIFICATION OF REQUEST

---

---

The FY 2024 Request is \$1,703.9 million, an increase of \$265.9 million compared to the FY 2023 Adjusted Enacted level. The Request fully funds U.S. assessments to organizations funded through the accounts, as well as the following priorities:

- \$150 million for the United Nations Educational, Scientific and Cultural Organization (UNESCO), if the authority in section 7070 of the Department of State, Foreign Operations, and Related Programs Appropriations Act, 2023 (Div. K, P.L. 117-328) to waive restrictions under P.L. 101-246 and P.L. 103-236 is exercised;
- \$40 million for partial synchronization of deferred payments that will enable the United States to maximize credibility and leadership by paying a portion of its bill to the UN regular budget on time; and
- \$16.8 million for reimbursements of taxes paid by American citizens working for international organizations funded through the account.

### UNESCO

After UNESCO granted membership as a state to the Palestinians, the United States ceased paying its assessed contributions to the organization in 2011, consistent with restrictions under P.L. 101-246 and P.L. 103-236. The United States accumulated \$612 million in arrears between that year and when the U.S. withdrew from UNESCO in 2018.

UNESCO is a key battleground for strategic competition to help shape global standards around education and the ethics of emerging technologies, including artificial intelligence, which are currently being heavily influenced by the People's Republic of China (PRC) in the absence of the United States at the organization. It is also an important forum for holding authoritarian governments to account on human rights practices, journalist safety and media freedom, preservation of cultural heritage, and access to education for all, including women and girls.

As is the case at many other international organizations, the UNESCO Constitution provides that a Member State shall have no vote in the General Conference if the total amount of contributions due from it exceeds the total amount of contributions payable by it for the current year and the immediately preceding calendar year.

The FY 2024 Request includes \$150 million to pay an annual assessment and a portion of the accumulated arrears, if the authority in section 7070 of the Department of State, Foreign Operations, and Related Programs Appropriations Act, 2023 (Div. K, P.L. 117-328) were exercised to waive the restrictions on contributions to UNESCO in P.L. 101-246 and P.L. 103-236.

### Partial Synchronization of Assessed Contribution Payments for the UN Regular Budget

The United States paying its bills in full and on time is foundational to maximizing the country's credibility and leadership at the United Nations. The U.S. is the largest donor to the multilateral system, but its financial leadership is undermined by its late payments to the UN and 13 other international organizations as these late payments create significant financial difficulty for these organizations.

As the United States seeks to respond to a range of global challenges, the country's credibility is directly and frequently challenged by both adversaries and allies due to its delayed payments. The PRC, Russia, and other

## CONTRIBUTIONS TO INTERNATIONAL ORGANIZATIONS

countries use the United States' failure to pay in full and on time to undercut its efforts to build broader coalitions to advance U.S. priorities at the UN.

Synchronizing payments to the UN regular budget will enable the U.S. to push back on these claims and maximize the influence of its financial leadership. It would require \$700 million to fully synchronize payments to the UN. However, this Request only includes an incremental contribution of \$40 million to enable the United States to pay a portion of its bill on time, which will help address the most acute liquidity needs for the UN regular budget, strengthen our leadership by enhancing our credibility, and help U.S. payments align to the UN's budget timeline.

### Common Funding for NATO

The FY 2024 Request includes \$8.9 million to support the priority U.S. strategic objective of increasing NATO common funding in order to resource critical organizational needs starting in 2023, as agreed to by the North Atlantic Council in December 2022. Increased funding for the NATO civil budget will enable the organization to maintain its technological and operational edge. Preserving this edge is essential in an evolving strategic and security environment that includes substantial threats and challenges, such as: a more aggressive and assertive Russia and China; the growing need for strengthened cybersecurity; and the potential dangers associated with emerging and destructive technologies.

At the June 2021 and June 2022 NATO Summits, Allied leaders agreed that they would increase resourcing, including through common funding. Following through on this commitment will support a higher level of ambition for NATO and address the resource demands inherent in a complex modern security environment through annual civil budget increases through 2030.

### Assessing Performance

The United States has long championed UN efficiency and effectiveness, and the State Department will continue to advocate throughout the UN system for transparency and accountability. To advance U.S. national interests in the multilateral system, the Bureau of International Organization Affairs (IO) provides financial, analytical, and management oversight and expertise to advocate for the effective, efficient, and responsible use of U.S. contributions to international organizations. IO's monitoring, evaluation, and implementation of best practices also help advance implementation of the Foundations for Evidence-Based Policymaking Act.

### *Resource Summary*

(\$ in thousands)

Activities	FY 2022 Actual <sup>1</sup>	FY 2023 Adjusted Enacted	FY 2024 Request	Change from FY 2023 Adjusted Enacted
United Nations Regular Budget	697,883	692,567	707,048	14,481
International Residual Mechanism for Criminal Tribunals	8,519	7,892	7,892	-
Food and Agriculture Organization	109,517	101,557	107,604	6,047
International Atomic Energy Agency	107,425	101,603	111,262	9,659
International Civil Aviation Organization	17,427	17,536	18,346	810

## CONTRIBUTIONS TO INTERNATIONAL ORGANIZATIONS

Activities	FY 2022 Actual <sup>1</sup>	FY 2023 Adjusted Enacted	FY 2024 Request	Change from FY 2023 Adjusted Enacted
International Labor Organization	93,216	89,327	91,764	2,437
International Maritime Organization	1,008	1,038	1,039	1
International Telecommunication Union	10,151	10,804	12,532	1,728
Universal Postal Union	2,583	3,073	3,090	17
World Health Organization	121,578	108,316	108,726	410
World Intellectual Property Organization	1,248	1,239	1,238	(1)
World Meteorological Organization	16,107	15,869	15,998	129
<b>Subtotal, UN and Affiliated Agencies</b>	<b>1,186,662</b>	<b>1,150,821</b>	<b>1,186,539</b>	<b>35,718</b>
Organization of American States	46,042	43,186	42,632	(554)
Pan American Health Organization	62,756	60,126	58,965	(1,161)
Inter-American Institute for Cooperation on Agriculture	15,823	14,986	14,784	(202)
Pan American Institute of Geography and History	324	324	324	-
<b>Subtotal, Inter-American Organizations</b>	<b>124,945</b>	<b>118,622</b>	<b>116,705</b>	<b>(1,917)</b>
Organization for Economic Cooperation and Development	71,294	70,161	71,574	1,413
North Atlantic Treaty Organization	43,663	60,912	69,821	8,909
NATO Parliamentary Assembly	678	694	695	1
The Pacific Community	1,293	1,264	1,264	-
Asia Pacific Economic Cooperation	963	1007	1007	-
Colombo Plan Council for Technical Cooperation	16	17	17	-
<b>Subtotal, Regional Organizations</b>	<b>117,907</b>	<b>134,055</b>	<b>144,378</b>	<b>10,323</b>
Organization for the Prohibition of Chemical Weapons	17,403	19,016	17,686	(1,330)
World Trade Organization	25,137	23,598	24,792	1,194
Customs Cooperation Council	3,618	3,649	3,649	-
Hague Conference on Private International Law	249	252	252	-
International Agency for Research on Cancer	1,851	1,799	1,831	32
International Bureau of the Permanent Court of Arbitration	67	100	100	-
International Bureau of Weights and Measures	1,267	1,245	1,266	21
International Center Preservation of Cultural Property	838	898	898	-
International Copper Study Group	27	29	29	-
International Cotton Advisory Committee	377	401	401	-
International Grains Council	402	378	378	-
International Hydrographic Organization	99	107	107	-

## CONTRIBUTIONS TO INTERNATIONAL ORGANIZATIONS

Activities	FY 2022 Actual <sup>1</sup>	FY 2023 Adjusted Enacted	FY 2024 Request	Change from FY 2023 Adjusted Enacted
International Institute for the Unification of Private Law	125	135	135	-
International Lead and Zinc Study Group	28	31	31	-
International Organization of Legal Metrology	113	123	124	1
International Renewable Energy Agency	4,531	4,769	4,769	-
International Seed Testing Association	11	11	11	-
International Tropical Timber Organization	293	296	293	(3)
International Union for Conservation of Nature	514	537	537	-
International Union for Protection of New Varieties of Plants	280	292	291	(1)
World Organization for Animal Health	222	273	273	-
Bureau of International Expositions	72	96	96	-
International Energy Forum	0	0	286	286
<b>Subtotal, Other International Organizations</b>	<b>57,524</b>	<b>58,035</b>	<b>58,235</b>	<b>200</b>
<b>Total Contributions Not Including TRA</b>	<b>1,487,038</b>	<b>1,461,533</b>	<b>1,505,857</b>	<b>44,324</b>
TRA Total for All Organizations	16,701	16,812	16,968	156
<b>Total Annual Requirements Including TRA</b>	<b>1,503,739</b>	<b>1,478,345</b>	<b>1,522,825</b>	<b>44,480</b>
<b>Adjustments to Contributions</b>				
Payment of Human Rights-related UN Arrears <sup>2</sup>	82,377	-	-	-
Application of Estimated UN Tax Equalization Fund Credits <sup>3</sup>	-	-	(8,944)	(8,944)
Funds subject to P.L. 101-246 and P.L. 103-236 (UNESCO)	-	36,467	150,000	113,533
Synchronization of UN Regular Budget	-	-	40,000	40,000
<b>Total Adjustments to Contributions</b>	<b>82,377</b>	<b>36,467</b>	<b>181,056</b>	<b>144,589</b>
<b>Subtotal, Contributions after Adjustments</b>	<b>1,586,116</b>	<b>1,514,812</b>	<b>1,703,881</b>	<b>189,069</b>
<b>Appropriated Funds and Request</b>				
Enduring Contributions to International Organizations	1,662,928	1,438,000	1,703,881	265,881
<b>Total Appropriated Funds and Request</b>	<b>1,662,928</b>	<b>1,438,000</b>	<b>1,703,881</b>	<b>265,881</b>
<b>Prior-Year Carryforward Funds</b>				
FY 2021 Carryforward into FY 2022	-	-	-	



## CONTRIBUTIONS TO INTERNATIONAL ORGANIZATIONS

Activities	FY 2022 Actual <sup>1</sup>	FY 2023 Adjusted Enacted	FY 2024 Request	Change from FY 2023 Adjusted Enacted
FY 2022 Carryforward into FY 2023	-	76,812	-	
<b>Total Appropriated and Carryforward Funds</b>	<b>1,662,928</b>	<b>1,514,812</b>	<b>1,703,881</b>	
<b>Estimated Year-end Balance</b>	76,812	-	-	

*1 FY 2022 Actuals and FY 2023 Estimates are as of December 31, 2022.*

*2 Amount represents arrears resulting from non-payment of contributions for UN regular budget assessments for calendar years CY 2017, 2018, and 2019 due to human rights-related withholdings.*

*3 FY 2024 reflects the estimated amount of credits that will enable payment of FY 2024 assessments in full.*

### ***Funds by Object Class***

(\$ in thousands)

Contributions to International Organizations (CIO)	FY 2022 Actual	FY 2023 Adjusted Enacted	FY 2024 Request	Increase/Decrease
4100 Grants, Subsidies & Contributions	1,662,928	1,438,000	1,703,881	265,881
<b>Total</b>	<b>1,662,928</b>	<b>1,438,000</b>	<b>1,703,881</b>	<b>265,881</b>

### ***Summary of Budgetary Resources***

(\$ in millions)

Contributions to International Organizations (CIO)	FY 2022 Actual	FY 2023 Adjusted Enacted	FY 2024 Request
<b>Budgetary resources:</b>			
<b>Unobligated balance:</b>			
Unobligated balance brought forward, Oct 1	6	80	40
<b>Unobligated balance (total)</b>	<b>6</b>	<b>80</b>	<b>40</b>
<b>Budget authority:</b>			
Appropriations, discretionary:			
<b>Appropriation</b>	<b>1,663</b>	<b>1,438</b>	<b>1,704</b>
<b>Total budgetary resources available</b>	<b>1,669</b>	<b>1,518</b>	<b>1,744</b>

## CONTRIBUTIONS TO INTERNATIONAL ORGANIZATIONS

### *United Nations Regular Budget*

New York, United States  
(\$ in thousands)

Computation of Estimate	FY 2022 Actual	FY 2023 Assessment	FY 2024 Assessment
U.S. Requirements in Dollars	697,883	692,567	707,048

#### Explanation of Estimate

The FY 2024 U.S. assessment is an actual amount at a rate of 22 percent for the calendar year 2023 UN regular budget. The level of the budget increased by 2.1 percent compared to calendar year 2022. The U.S. contribution is reduced by withholding the U.S. share of the costs of UN activities that provide benefits to the Palestine Liberation Organization and associated entities.

#### Most Recent UN Budget

The Department of State, Foreign Operations, and Related Programs Appropriations Act, 2022 (Div. K, P.L. 117-328) contains a proviso requiring that the Secretary of State shall, at the time of submission of the President's budget to Congress under section 1105(a) of title 31, United States Code, transmit to the Committees on Appropriations the most recent biennial budget prepared by the United Nations for the operations of the United Nations. On December 30, 2022, the UN General Assembly adopted the UN regular budget for 2023.

The calendar year 2023 UN regular budget is located on the UN's web site at the following location:  
<https://www.undocs.org/A/RES/77/264>.

Detailed Computation of Estimate	FY 2022 Actual	FY 2023 Assessment	FY 2024 Assessment
Assessment Against Members (in Dollars)	3,176,059	3,151,896	3,217,716
United States % Share	22.000	22.000	22.000
United States Assessment (in Dollars)	698,733	693,417	707,898
"Sec. 144, P.L. 99-93 (PLO)"	(850)	(850)	(850)
U.S. Requirement in Dollars	697,883	692,567	707,048

### *International Residual Mechanism for Criminal Tribunals*

Arusha, Tanzania and The Hague, The Netherlands  
(\$ in thousands)

Computation of Estimate	FY 2022 Actual	FY 2023 Assessment	FY 2024 Assessment
U.S. Requirements in Dollars	8,519	7,892	7,892

## CONTRIBUTIONS TO INTERNATIONAL ORGANIZATIONS

### Explanation of Estimate

The FY 2024 assessment is an estimate for calendar year 2024. The assessment is expected to remain unchanged from FY 2023. The total assessment is based on two different scales of assessment and is paid out of two different Department of State accounts. Half of the assessment is based on the UN regular budget scale and is paid out of the CIO account. The other half is based on the UN peacekeeping scale and is paid out of the Contributions for International Peacekeeping Activities account.

Detailed Computation of Estimate	FY 2022 Actual	FY 2023 Assessment	FY 2024 Assessment
Assessment Against Members (in Dollars)	38,722	35,871	35,871
United States % Share	22.000	22.000	22.000
United States Assessment (in Dollars)	8,519	7,892	7,892

### *Food and Agriculture Organization*

Rome, Italy  
(\$ in thousands)

Computation of Estimate	FY 2022 Actual	FY 2023 Assessment	FY 2024 Assessment
U.S. Requirements in Dollars	109,517	101,557	107,604

### Explanation of Estimate

The FY 2024 assessment is an actual assessment amount for calendar year 2023, the second year of the Food and Agricultural Organization's (FAO's) 2022-2023 biennial budget. The FY 2024 assessment amounts in euros and U.S. dollars remain unchanged compared to FY 2023. The assessment includes the FAO Tax Equalization Fund, which creates pay parity by reimbursing U.S. citizens who work for FAO and pay U.S. federal, state, and local income taxes on their FAO salaries. A tax equalization fund credit of an undetermined amount may be applied prior payment. The total requirement amount in dollars fluctuates depending on the euro-dollar exchange rate.

Detailed Computation of Estimate	FY 2022 Actual	FY 2023 Assessment	FY 2024 Assessment
Assessment Against Members (in Euros)	188,200	188,212	188,212
United States % Share	22.000	22.000	22.000
United States Assessment (in Euros)	41,407	41,407	41,407
Approx. Exchange Rate (Euros to \$1)	0.900	0.940	0.940
U.S. Requirement in Dollars	46,213	44,003	44,050
Assessment Against Members (in Dollars)	270,700	270,700	270,700
United States % Share	22.000	22.000	22.000
United States Assessment (in Dollars)	59,554	59,554	59,554
Tax Equalization Fund	3,750	4,000	4,000
Less: Tax Equalization Fund Credit		(6,000)	
Total U.S. Requirement in Dollars	109,517	101,557	107,604

## CONTRIBUTIONS TO INTERNATIONAL ORGANIZATIONS

### *International Atomic Energy Agency*

Vienna, Austria

(\$ in thousands)

Computation of Estimate	FY 2022 Actual	FY 2023 Assessment	FY 2024 Assessment
U.S. Requirements in Dollars	107,425	101,603	111,262

#### Explanation of Estimate

The FY 2024 assessment is an estimate for calendar year 2024. The FY 2024 assessment amounts in euros and U.S. dollars project no increases compared to FY 2023. 70 percent of the euro assessment and all the U.S. dollar assessment are deferred from one U.S. fiscal year to the next. The total requirement amount in dollars fluctuates depending on the euro-dollar exchange rate.

Detailed Computation of Estimate	FY 2022 Actual	FY 2023 Assessment	FY 2024 Assessment
Assessment Against Members (in Euros)	335,229	360,664	360,666
United States % Share	25.170	25.170	25.170
United States Assessment (in Euros)	85,888	90,779	90,780
Approx. Exchange Rate (Euros to \$1)	1,010	930	940
U.S. Requirement in Dollars	84,145	97,459	96,574
Assessment Against Members (in Dollars)	54,281	54,731	58,358
United States % Share	25.250	25.170	25.170
United States Assessment (in Dollars)	13,724	13,803	14,689
Total U.S. Requirement in Dollars	98,869	111,262	111,263
Fiscal Year 2021 Deferral	81,187	-	-
Fiscal Year 2022 Deferral	(72,631)	72,631	-
Fiscal Year 2023 Deferral	-	(82,290)	82,290
Fiscal Year 2024 Deferral	-	-	(82,291)
U.S. Requirement in Dollars After Deferral	107,425	101,603	111,262

### *International Civil Aviation Organization*

Montreal, Canada

(\$ in thousands)

Computation of Estimate	FY 2022 Actual	FY 2023 Assessment	FY 2024 Assessment
U.S. Requirements in Dollars	17,427	17,536	18,346

## CONTRIBUTIONS TO INTERNATIONAL ORGANIZATIONS

### Explanation of Estimate

The FY 2024 assessment is an actual amount for calendar year 2024, the second year of the International Civil Aviation Organization's (ICAO's) 2023-2025 triennial budget. The assessment increases by 0.62 percent. The total U.S. assessment is split into U.S. dollar and Canadian dollar payments. 50 percent of the Canadian and U.S. dollar assessments are deferred from one U.S. fiscal year to the next. As a result, each fiscal year request includes 50 percent of the current calendar year's assessment (2024), plus 50 percent of the prior calendar year's assessment (2023), which are then paid in FY 2024. The total requirement amount in dollars fluctuates depending on the Canadian-U.S. dollar exchange rate.

Detailed Computation of Estimate	FY 2022 Actual	FY 2023 Assessment	FY 2024 Assessment
Assessment Against Members (in CDN Dollars)	65,687	67,548	67,968
United States % Share	20.500	21.700	21.700
United States Assessment (in CDN Dollars)	13,383	13,466	14,749
Approx. Exchange Rate (CDN Dollars to \$1)	1.330	1.350	1.350
U.S. Requirement in Dollars	10,057	9,975	10,925
Assessment Against Members (in Dollars)	35,370	36,372	36,598
United States % Share	20.500	21.700	21.700
United States Assessment (in Dollars)	7,334	7,251	7,942
ICAO Den-Ice Agreement	157	300	300
Total U.S. Requirement in Dollars	17,547	17,526	19,167
Fiscal Year 2020 Deferral	8,503	-	-
Fiscal Year 2021 Deferral	(8,624)	8,624	-
Fiscal Year 2022 Deferral	-	(8,613)	8,613
Fiscal Year 2023 Deferral	-	-	(9,434)
U.S. Requirement in Dollars After Deferral	17,427	17,536	18,346

### *International Labor Organization*

Geneva, Switzerland

(\$ in thousands)

Computation of Estimate	FY 2022 Actual	FY 2023 Assessment	FY 2024 Assessment
U.S. Requirements in Dollars	93,216	89,327	91,764

### Explanation of Estimate

The FY 2024 assessment is an actual amount for calendar year 2023, the second year of the International Labor Organization's (ILO's) 2022-2023 biennial budget. The FY 2024 assessment represents a 1.9 percent increase compared to FY 2023. The total requirement amount in dollars fluctuates depending on the Swiss franc-dollar exchange rate.

## CONTRIBUTIONS TO INTERNATIONAL ORGANIZATIONS

Detailed Computation of Estimate	FY 2022 Actual	FY 2023 Assessment	FY 2024 Assessment
Assessment Against Members (in Swiss Francs)	395,320	376,391	383,742
United States % Share	22.000	22.000	22.000
United States Assessment (in Swiss Francs)	86,970	82,806	84,423
Approx. Exchange Rate (Swiss Francs to \$1)	0.930	0.930	0.920
U.S. Requirement in Dollars	93,216	89,327	91,764

### *International Maritime Organization*

London, England  
(\$ in thousands)

Computation of Estimate	FY 2022 Actual	FY 2023 Assessment	FY 2024 Assessment
U.S. Requirements in Dollars	1,008	1,038	1,039

#### Explanation of Estimate

The FY 2024 assessment is an estimate for calendar year 2024, the first year of the International Maritime Organization's (IMO's) 2024-2025 biennial budget. The FY 2024 estimated assessment amount does not reflect an increase over the prior year. The U.S. percentage share is relatively low compared to other organizations, because the IMO scale of assessments is based on flagged shipping tonnage. The total requirement amount in dollars fluctuates depending on the British pound-dollar exchange rate, as well as the actual tonnage calculation.

Detailed Computation of Estimate	FY 2022 Actual	FY 2023 Assessment	FY 2024 Assessment
Assessment Against Members (in Pounds)	33,616	33,920	33,920
United States % Share	2.550	2.540	2.540
United States Assessment (in Pounds)	856	862	862
Less: Prior Year Credit/Surplus	(1)	0	0
U.S. Requirement (in Pounds)	855	862	862
Approx. Exchange Rate (Pounds to \$1)	0.850	0.830	0.830
U.S. Requirement in Dollars	1,008	1,038	1,039

### *International Telecommunication Union*

Geneva, Switzerland  
(\$ in thousands)

Computation of Estimate	FY 2022 Actual	FY 2023 Assessment	FY 2024 Assessment
U.S. Requirements in Dollars	10,151	10,804	12,532

## CONTRIBUTIONS TO INTERNATIONAL ORGANIZATIONS

### Explanation of Estimate

The FY 2024 assessment is an estimate for calendar year 2024. Calendar year 2024 is the first year of the International Telecommunication Union's (ITU's) 2024-2025 biennial budget. The assessment against members in Swiss francs is estimated to remain relatively unchanged. The U.S. pays a small portion of the overall ITU budget, as private sector donations supplement the regular fund expenses. The ITU regular budget is assessed according to contributory units; the U.S. share is 30 units. The total requirement amount in dollars fluctuates depending on the Swiss franc-dollar exchange rate, as well as the accumulation of interest due to late payments which results from funding/appropriations delays.

Detailed Computation of Estimate	FY 2022 Actual	FY 2023 Assessment	FY 2024 Assessment
Assessment Against Members (in Swiss Francs)	109,293	125,710	125,710
United States % Share	8.730	7.590	8.850
United States Assessment (in Swiss Francs)	9,540	9,540	11,130
Interest on Arrears	149	400	433
U.S. Requirement (in Swiss Francs)	9,689	9,940	11,563
Approx. Exchange Rate (Swiss Francs to \$1)	0.930	0.920	0.920
U.S. Requirement in Dollars	10,435	10,804	12,568
Fiscal Year 2020 Deferral	151	-	-
Fiscal Year 2021 Deferral	(435)	435	-
Fiscal Year 2022 Deferral	-	(435)	435
Fiscal Year 2023 Deferral	-	-	(471)
U.S. Requirement in Dollars After Deferral	10,151	10,804	12,532

### *Universal Postal Union*

Bern, Switzerland

(\$ in thousands)

Computation of Estimate	FY 2022 Actual	FY 2023 Assessment	FY 2024 Assessment
U.S. Requirements in Dollars	2,583	3,073	3,090

### Explanation of Estimate

The FY 2024 assessment is an estimate for calendar year 2024, the third year of the Universal Postal Union's (UPU's) 2022-2025 quadrennial budget. The assessment in Swiss francs is estimated to remain unchanged from the 2023 level. The UPU regular budget is assessed according to contributory units. The U.S. share is 60 units. The total requirement amount in dollars fluctuates depending on the Swiss franc-dollar exchange rate, as well as interest incurred on late payments due to funding and appropriations delays.

## CONTRIBUTIONS TO INTERNATIONAL ORGANIZATIONS

Detailed Computation of Estimate	FY 2022 Actual	FY 2023 Assessment	FY 2024 Assessment
Assessment Against Members (in Swiss Francs)	37,688	37,812	37,812
United States % Share	7.320	6.900	6.900
United States Assessment (in Swiss Francs)	2,300	2,610	2,610
English Translation Service	163	96	104
Interest on Arrears	64	121	130
U.S. Requirement (in Swiss Francs)	2,527	2,827	2,844
Approx. Exchange Rate (Swiss Francs to \$1)	0.960	0.920	0.920
U.S. Requirement in Dollars	2,644	3,082	3,091
Fiscal Year 2020 Deferral	70	0	0
Fiscal Year 2021 Deferral	(131)	131	0
Fiscal Year 2022 Deferral	0	(140)	140
Fiscal Year 2023 Deferral	0	0	(141)
U.S. Requirement in Dollars After Deferral	2,583	3,073	3,090

### *World Health Organization*

Geneva, Switzerland

(\$ in thousands)

Computation of Estimate	FY 2022 Actual	FY 2023 Assessment	FY 2024 Assessment
U.S. Requirements in Dollars	121,578	108,316	108,726

### Explanation of Estimate

The FY 2024 assessment is an actual amount for calendar year 2023, the second year of the 2022-2023 biennial budget. The assessment amounts in Swiss francs and U.S. dollars are unchanged from FY 2023. The U.S. assessment includes an amount for the Tax Equalization Fund, which creates pay parity by reimbursing U.S. citizens who work for the World Health Organization (WHO) and pay U.S. federal, state, and local income taxes on their WHO salaries. The total requirement in dollars fluctuates depending on the Swiss franc-dollar exchange rate.

Detailed Computation of Estimate	FY 2022 Actual	FY 2023 Assessment	FY 2024 Assessment
Assessment Against Members (in Dollars)	269,217	249,225	249,225
United States % Share	22.000	22.000	22.000
United States Assessment (in Dollars)	59,228	54,829	54,830
Less: Tax Equalization Fund Credit	-1,344	-200	-200
U.S. Requirement in Dollars	57,884	54,629	54,630
Assessment Against Members (in Swiss Francs)	274,871	227,044	227,044
United States % Share	22.000	22.000	22.000
United States Assessment (in Swiss Francs)	60,472	49,950	49,950



## CONTRIBUTIONS TO INTERNATIONAL ORGANIZATIONS

Detailed Computation of Estimate	FY 2022 Actual	FY 2023 Assessment	FY 2024 Assessment
Less: Tax Equalization Fund Credit	(1,373)	(182)	(182)
U.S. Requirement in Swiss Francs	59,099	49,767	49,768
Approx. Exchange Rate (Swiss Francs to \$1)	0.930	0.930	0.920
U.S. Requirement in Dollars	63,694	53,687	54,096
Total U.S. Requirement in Dollars	121,578	108,316	108,726

### ***World Intellectual Property Organization***

Geneva, Switzerland  
(\$ in thousands)

Computation of Estimate	FY 2022 Actual	FY 2023 Assessment	FY 2024 Assessment
U.S. Requirements in Dollars	1,248	1,239	1,238

#### **Explanation of Estimate**

The FY 2024 assessment is an estimated amount for calendar year 2024, the first year of the World Intellectual Property Organization's (WIPO's) 2024-2025 biennial budget. The assessment in Swiss francs is estimated to be unchanged from 2023. The total requirement amount in dollars fluctuates depending on the Swiss franc-dollar exchange rate. Over 90 percent of WIPO's financing comes from fee income, including international patent, design and trademark fees paid by U.S. intellectual rights holders, which results in a relatively low overall assessment for the U.S.

Detailed Computation of Estimate	FY 2022 Actual	FY 2023 Assessment	FY 2024 Assessment
Assessment Against Members (in Swiss Francs)	17,377	17,498	17,498
United States % Share	6.550	6.510	6.510
United States Assessment (in Swiss Francs)	1,139	1,139	1,139
Approx. Exchange Rate (Swiss Francs to \$1)	0.910	0.920	0.920
U.S. Requirement in Dollars	1,248	1,239	1,238

### ***World Meteorological Organization***

Geneva, Switzerland  
(\$ in thousands)

Computation of Estimate	FY 2022 Actual	FY 2023 Assessment	FY 2024 Assessment
U.S. Requirements in Dollars	16,107	15,869	15,998

## CONTRIBUTIONS TO INTERNATIONAL ORGANIZATIONS

### Explanation of Estimate

The FY 2024 assessment is an actual amount for calendar year 2023, the first year of the World Meteorological Organization's (WMO's) 2024-2027 quadrennial budget. The FY 2024 assessment is at the same level as FY 2023. The organization is paid one fiscal year after the calendar year assessment; as a result, the FY 2024 request is for the CY 2023 assessment. The total requirement amount in dollars fluctuates depending on the Swiss franc-dollar exchange rate.

Detailed Computation of Estimate	FY 2022 Actual	FY 2023 Assessment	FY 2024 Assessment
Assessment Against Members (in Swiss Francs)	67,886	67,886	67,886
United States % Share	21.670	21.670	21.680
United States Assessment (in Swiss Francs)	14,705	14,711	14,718
Approx. Exchange Rate (Swiss Francs to \$1)	0.910	0.930	0.920
U.S. Requirement in Dollars	16,107	15,869	15,998

### *Organization of American States*

Washington, D.C., United States  
(\$ in thousands)

Computation of Estimate	FY 2022 Actual	FY 2023 Assessment	FY 2024 Assessment
U.S. Requirements in Dollars	46,042	43,186	42,632

### Explanation of Estimate

The FY 2024 assessment is an estimate for calendar year 2024. The assessment for all members is projected to increase by 0.5 percent. The U.S. assessment rate decreased from 53.15 percent to 49.99 percent of the total in FY 2023. The Department pays the Organization of American States (OAS) assessments in quarterly installments. One quarterly installment is deferred from one U.S. fiscal year to the next. The fourth quarterly payment for the calendar year is paid with funds from the first quarter of the next U.S. government fiscal year.

Detailed Computation of Estimate	FY 2022 Actual	FY 2023 Assessment	FY 2024 Assessment
Assessment Against Members (in Dollars)	84,959	84,930	85,399
United States % Share	53.150	49.990	49.990
United States Assessment (in Dollars)	45,373	42,457	42,691
Less: Prior-year Credit/Surplus	(160)	-	-
U.S. Requirement in Dollars	45,213	42,457	42,691
Fiscal Year 2020 Deferral	12,172	-	-
Fiscal Year 2021 Deferral	(11,343)	11,343	-
Fiscal Year 2022 Deferral	-	(10,614)	10,614
Fiscal Year 2023 Deferral	-	-	(10,673)
U.S. Requirement in Dollars After Deferral	46,042	43,186	42,632

## CONTRIBUTIONS TO INTERNATIONAL ORGANIZATIONS

### *Pan American Health Organization*

Washington, D.C., United States

(\$ in thousands)

Computation of Estimate	FY 2022 Actual	FY 2023 Assessment	FY 2024 Assessment
U.S. Requirements in Dollars	62,756	60,126	58,965

#### Explanation of Estimate

The FY 2024 assessment is an estimated amount for calendar year 2024, the first year of the 2024-2025 biennial budget. The FY 2024 assessment is projected to remain unchanged from FY 2023. The U.S. assessment also provides for the Pan American Health Organization (PAHO) Tax Equalization Fund, which creates pay parity by reimbursing U.S. citizens who work for PAHO and pay U.S. federal, state, and local income taxes on their PAHO salaries. The Department pays PAHO assessments in quarterly installments. Two quarterly installments are deferred from one U.S. fiscal year to the next fiscal year.

Detailed Computation of Estimate	FY 2022 Actual	FY 2023 Assessment	FY 2024 Assessment
Assessment Against Members (in Dollars)	104,700	104,700	104,700
United States % Share	53.150	49.990	49.990
United States Assessment (in Dollars)	55,648	52,340	52,340
Tax Equalization Fund	10,000	10,000	10,000
Less: Tax Equalization Fund Credit	(3,986)	(3,749)	(3,000)
U.S. Requirement in Dollars	61,662	58,590	59,340
Fiscal Year 2020 Deferral	32,890	-	-
Fiscal Year 2021 Deferral	(30,831)	30,831	-
Fiscal Year 2022 Deferral	-	(29,295)	29,295
Fiscal Year 2023 Deferral	-	-	(29,670)
U.S. Requirement in Dollars After Deferral	62,756	60,126	58,965

### *Inter-American Institute for Cooperation on Agriculture*

San Jose, Costa Rica

(\$ in thousands)

Computation of Estimate	FY 2022 Actual	FY 2023 Assessment	FY 2024 Assessment
U.S. Requirements in Dollars	15,823	14,986	14,784

#### Explanation of Estimate

The FY 2023 assessment is an estimate for calendar year 2023. The assessment level for all members is projected to remain essentially unchanged from FY 2022, while the U.S. assessment decreases from 53.15 percent to 49.99

## CONTRIBUTIONS TO INTERNATIONAL ORGANIZATIONS

percent of the total. The Department pays Inter-American Institute for Cooperation on Agriculture (IICA) assessments in quarterly installments. One quarterly installment is deferred from one U.S. fiscal year to the next. The fourth quarterly payment for the calendar year is paid with funds from the first quarter of the next U.S. government fiscal year.

Detailed Computation of Estimate	FY 2022 Actual	FY 2023 Assessment	FY 2024 Assessment
Assessment Against Members (in Dollars)	29,328	29,574	29,574
United States % Share	53.150	49.990	49.990
United States Assessment (in Dollars)	15,593	14,784	14,784
Fiscal Year 2020 Deferral	4,129	0	0
Fiscal Year 2021 Deferral	(3,898)	3,898	0
Fiscal Year 2022 Deferral	0	(3,696)	3,696
Fiscal Year 2023 Deferral	0	0	(3,696)
U.S. Requirement in Dollars After Deferral	15,823	14,986	14,784

### *Pan American Institute of Geography and History*

Mexico City, Mexico

(\$ in thousands)

Computation of Estimate	FY 2022 Actual	FY 2023 Assessment	FY 2024 Assessment
U.S. Requirements in Dollars	324	324	324

#### Explanation of Estimate

The FY 2024 assessment is an estimate for calendar year 2024. The assessment for FY 2024 did not change from FY 2023.

Detailed Computation of Estimate	FY 2022 Actual	FY 2023 Assessment	FY 2024 Assessment
Assessment Against Members (in Dollars)	648	648	648
United States % Share	49.990	49.990	49.990
United States Assessment (in Dollars)	324	324	324

### *Organization for Economic Cooperation and Development*

Paris, France

(\$ in thousands)

Computation of Estimate	FY 2022 Actual	FY 2023 Assessment	FY 2024 Assessment
U.S. Requirements in Dollars	71,294	70,161	71,574

## CONTRIBUTIONS TO INTERNATIONAL ORGANIZATIONS

### Explanation of Estimate

The FY 2024 assessment is an actual amount for calendar year 2023, the first year of the Organization for Economic Cooperation and Development's (OECD's) 2023-2024 biennial budget. The FY 2024 assessment in euros represents a projected 4.5 percent increase compared to FY 2023. The U.S. assessment rate decreased from 20.5 percent to 19.0 percent in FY 2022. The total requirement amount in dollars fluctuates depending on the euro-dollar exchange rate.

Detailed Computation of Estimate	FY 2022 Actual	FY 2023 Assessment	FY 2024 Assessment
Assessment Against Members (in Euros)	206,558	207,260	216,541
United States % Share	20.500	19.900	19.100
United States Assessment (in Euros)	41,105	41,229	41,359
United States Assessment – Part II	9,745	9,783	10,237
Fiscal Adjustment	873	878	878
Pension Capitalization Funding	14,086	14,016	14,806
U.S. Requirement (in Euros)	65,810	65,906	67,280
Approx. Exchange Rate (Euros to \$1)	0.920	0.940	0.940
U.S. Requirement in Dollars	71,294	70,161	71,574

### *North Atlantic Treaty Organization*

Brussels, Belgium  
(\$ in thousands)

Computation of Estimate	FY 2022 Actual	FY 2023 Assessment	FY 2024 Assessment
U.S. Requirements in Dollars	43,663	60,912	69,821

### Explanation of Estimate

The FY 2024 assessment is an estimate for calendar year 2024. The assessment reflects an expected 10 percent increase to support continued implementation of a new North Atlantic Treaty Organization (NATO) Strategic Concept and ongoing headquarters reform initiatives. The U.S. assessment rate at NATO remains unchanged from 2022 at 16.34 percent. Approximately 25 percent of the U.S. assessment is deferred from one U.S. fiscal year to the next. The total requirement amount in dollars fluctuates depending on the euro-dollar exchange rate.

Detailed Computation of Estimate	FY 2022 Actual	FY 2023 Assessment	FY 2024 Assessment
Assessment Against Members (in Euros)	243,922	318,405	350,246
United States % Share	16.340	16.340	16.340
United States Assessment (in Euros)	39,867	52,040	57,244
Budget Adjustment	(1,952)	-	-

## CONTRIBUTIONS TO INTERNATIONAL ORGANIZATIONS

Detailed Computation of Estimate	FY 2022 Actual	FY 2023 Assessment	FY 2024 Assessment
NATO Pension Fund	7,366	8,561	9,417
Less: Credit for USG Employees on Loan to NATO	(1,636)	(1,800)	(1,800)
U.S. Requirement (in Euros)	43,645	58,801	64,861
Approx. Exchange Rate (Euros to \$1)	0.990	0.940	0.940
U.S. Requirement in Dollars	44,011	62,328	69,001
Direct Cost of USG Employees on Loan to NATO	1,652	3,500	3,500
Total U.S. Requirement in Dollars	45,663	65,828	72,501
Fiscal Year 2021 Deferral	4,782	-	-
Fiscal Year 2022 Deferral	(6,782)	6,782	-
Fiscal Year 2023 Deferral	-	(9,783)	9,783
Fiscal Year 2024 Deferral	-	-	(12,463)
U.S. Requirement in Dollars After Deferral	43,663	60,912	69,821

### *NATO Parliamentary Assembly*

Brussels, Belgium

(\$ in thousands)

Computation of Estimate	FY 2022 Actual	FY 2023 Assessment	FY 2024 Assessment
U.S. Requirements in Dollars	678	694	695

### Explanation of Estimate

The FY 2024 assessment is an estimate for calendar year 2024. The assessment in euros is projected to remain unchanged in FY 2024. The total requirement amount in dollars fluctuates depending on the euro-dollar exchange rate.

Detailed Computation of Estimate	FY 2022 Actual	FY 2023 Assessment	FY 2024 Assessment
Assessment Against Members (in Euros)	3,993	3,993	3,993
United States % Share	16.340	16.340	16.340
United States Assessment (in Euros)	653	653	653
Approx. Exchange Rate (Euros to \$1)	0.960	0.940	0.940
U.S. Requirement in Dollars	678	694	695

## CONTRIBUTIONS TO INTERNATIONAL ORGANIZATIONS

### *The Pacific Community*

Noumea, New Caledonia

(\$ in thousands)

Computation of Estimate	FY 2022 Actual	FY 2023 Assessment	FY 2024 Assessment
U.S. Requirements in Dollars	1,293	1,264	1,264

#### Explanation of Estimate

The FY 2024 assessment is an estimate for calendar year 2024. The assessment in euros is expected to remain unchanged in FY 2024. 70 percent of the U.S. assessment is deferred from one U.S. fiscal year to the next. The total requirement amount in dollars fluctuates depending on the euro-dollar exchange rate.

Detailed Computation of Estimate	FY 2022 Actual	FY 2023 Assessment	FY 2024 Assessment
Assessment Against Members (in Euros)	9,454	9,454	9,454
United States % Share	12.570	12.570	12.570
United States Assessment (in Euros)	1,188	1,188	1,188
Approx. Exchange Rate (Euros to \$1)	0.970	0.940	0.940
U.S. Requirement in Dollars	1,229	1,264	1,264
Fiscal Year 2021 Deferral	949	-	-
Fiscal Year 2022 Deferral	(885)	885	-
Fiscal Year 2023 Deferral	-	(885)	885
Fiscal Year 2024 Deferral	-	-	(885)
U.S. Requirement in Dollars After Defer	1,293	1,264	1,264

### *Asia-Pacific Economic Cooperation*

Singapore

(\$ in thousands)

Computation of Estimate	FY 2022 Actual	FY 2023 Assessment	FY 2024 Assessment
U.S. Requirements in Dollars	963	1,007	1,007

#### Explanation of Estimate

The FY 2024 assessment is an estimate for calendar year 2024. There is no projected increase in FY 2024. The ratio of the amounts in U.S. and Singapore dollars changes each year, but the total assessment for all members remains the same when denominated in a single currency. The total U.S. requirement amount in dollars fluctuates depending on the Singapore dollar exchange rate.

## CONTRIBUTIONS TO INTERNATIONAL ORGANIZATIONS

Detailed Computation of Estimate	FY 2022 Actual	FY 2023 Assessment	FY 2024 Assessment
Assessment Against Members (in Singapore Dollars)	7,183	7,500	7,500
United States % Share	18.000	18.000	18.000
United States Assessment (in Singapore Dollars)	1,293	1,350	1,350
Approx. Exchange Rate (Singapore Dollars to \$1)	1.400	1.340	1.340
U.S. Requirement in Dollars	924	1,007	1,007
Assessment Against Members (in Dollars)	211	-	-
United States % Share	18.000	-	-
United States Assessment (in Dollars)	39	-	-
Total U.S. Requirement in Dollars	963	1,007	1,007

### *Colombo Plan Council for Technical Cooperation*

Colombo, Sri Lanka

(\$ in thousands)

Computation of Estimate	FY 2022 Actual	FY 2023 Assessment	FY 2024 Assessment
U.S. Requirements in Dollars	17	17	17

#### Explanation of Estimate

The FY 2024 assessment is an estimate for calendar year 2024. The U.S. assessment is expected to remain unchanged from FY 2023.

Detailed Computation of Estimate	FY 2022 Actual	FY 2023 Assessment	FY 2024 Assessment
Assessment Against Members (in Dollars)	398	398	398
United States % Share	4.370	4.370	4.370
United States Assessment (in Dollars)	17	17	17

### *Organization for the Prohibition of Chemical Weapons*

The Hague, The Netherlands

(\$ in thousands)

Computation of Estimate	FY 2022 Actual	FY 2023 Assessment	FY 2024 Assessment
U.S. Requirements in Dollars	17,403	19,016	17,686



## CONTRIBUTIONS TO INTERNATIONAL ORGANIZATIONS

### Explanation of Estimate

The FY 2024 assessment is an estimated amount for calendar year 2024. The annual assessment is estimated to remain at the same level in euros as in FY 2023. Under Articles IV and V of the Chemical Weapons Convention, the United States and other States Parties to the Convention must reimburse the Organization for the Prohibition of Chemical Weapons (OPCW) for inspection and verification expenses related to OPCW activities within their territory, in addition to paying their assessments. The costs of OPCW Article IV and V activities in the United States varies from year to year. The total requirement amount in dollars fluctuates depending on the euro-dollar exchange rate, as well as the inspection activity costs.

Detailed Computation of Estimate	FY 2022 Actual	FY 2023 Assessment	FY 2024 Assessment
Assessment Against Members (in Euros)	68,422	69,887	69,886
United States % Share	22.000	22.000	22.000
United States Assessment (in Euros)	15,053	15,375	15,375
Articles IV and V Costs	1,885	2,500	1,250
U.S. Requirement (in Euros)	16,938	17,875	16,625
Approx. Exchange Rate (Euros to \$1)	0.970	0.940	0.940
U.S. Requirement in Dollars	17,403	19,016	17,686

### *World Trade Organization*

Geneva, Switzerland  
(\$ in thousands)

Computation of Estimate	FY 2022 Actual	FY 2023 Assessment	FY 2024 Assessment
U.S. Requirements in Dollar	25,137	23,598	24,792

### Explanation of Estimate

The FY 2024 assessment is an actual amount for calendar year 2023, the second year of the World Trade Organization's (WTO's) 2022-2023 biennial budget. The U.S. assessment is paid on a deferred basis. The total assessment in Swiss francs for all members remains unchanged in calendar year 2023. The U.S. percentage share decreases from 11.84 percent in calendar year 2022 to 11.67 percent in calendar year 2023. The total requirement amount in dollars fluctuates depending on the Swiss franc-dollar exchange rate.

Detailed Computation of Estimate	FY 2022 Actual	FY 2023 Assessment	FY 2024 Assessment
Assessment Against Members (in Swiss Francs)	195,500	195,500	195,500
United States % Share	11.740	11.840	11.670
United States Assessment (in Swiss Francs)	22,950	23,149	22,809
Less: Prior-year Credit/Surplus	-	(1,160)	-
U.S. Requirement (in Swiss Francs)	22,950	21,989	22,809
Approx. Exchange Rate (Swiss Francs to \$1)	0.910	0.930	0.920
U.S. Requirement in Dollars	25,137	23,598	24,792

## CONTRIBUTIONS TO INTERNATIONAL ORGANIZATIONS

### *Customs Cooperation Council*

Brussels, Belgium

(\$ in thousands)

Computation of Estimate	FY 2022 Actual	FY 2023 Assessment	FY 2024 Assessment
U.S. Requirements in Dollars	3,618	3,649	3,649

#### Explanation of Estimate

The FY 2024 assessment is an estimate for the Customs Cooperation Council's (WCO's) financial year 2024 (July 1, 2023, through June 30, 2024). The assessment in euros is expected to remain unchanged in FY 2024. The total requirement amount in dollars fluctuates depending on the euro-dollar exchange rate.

Detailed Computation of Estimate	FY 2022 Actual	FY 2023 Assessment	FY 2024 Assessment
Assessment Against Members (in Euros)	15,283	15,589	15,589
United States % Share	22.000	22.000	22.000
United States Assessment (in Euros)	3,362	3,430	3,430
Approx. Exchange Rate (Euros to \$1)	0.930	0.940	0.940
U.S. Requirement in Dollars	3,618	3,649	3,649

### *Hague Conference on Private International Law*

The Hague, The Netherlands

(\$ in thousands)

Computation of Estimate	FY 2022 Actual	FY 2023 Assessment	FY 2024 Assessment
U.S. Requirements in Dollars	249	252	252

#### Explanation of Estimate

The FY 2024 assessment is an estimate for the Hague Conference on Private International Law's (HCOPIL's) fiscal year 2024 (July 1, 2023, through June 30, 2024) budget. The assessment is expected to remain unchanged from FY 2023. The total requirement amount in dollars fluctuates depending on the euro-dollar exchange rate.

Detailed Computation of Estimate	FY 2022 Actual	FY 2023 Assessment	FY 2024 Assessment
Assessment Against Members (in Euros)	4,188	4,298	4,299
United States % Share	5.090	5.070	5.070
United States Assessment (in Euros)	213	218	218
Hague Pension Fund	19	19	19
U.S. Requirement (in Euros)	232	237	237

## CONTRIBUTIONS TO INTERNATIONAL ORGANIZATIONS

Detailed Computation of Estimate	FY 2022 Actual	FY 2023 Assessment	FY 2024 Assessment
Approx. Exchange Rate (Euros to \$1)	0.930	0.940	0.940
U.S. Requirement in Dollars	249	252	252

### *International Agency for Research on Cancer*

Lyon, France  
(\$ in thousands)

Computation of Estimate	FY 2022 Actual	FY 2023 Assessment	FY 2024 Assessment
U.S. Requirements in Dollars	1,851	1,799	1,831

#### Explanation of Estimate

The FY 2024 assessment is an estimated amount for calendar year 2024. The assessment is project to remain the same as in FY 2023. 70 percent of the U.S. assessment is deferred from one U.S. fiscal year to the next. The total requirement amount in dollars fluctuates depending on the euro-dollar exchange rate.

Detailed Computation of Estimate	FY 2022 Actual	FY 2023 Assessment	FY 2024 Assessment
Assessment Against Members (in Euros)	22,414	22,958	22,958
United States % Share	7.490	7.490	7.500
United States Assessment (in Euros)	1,679	1,720	1,722
Approx. Exchange Rate (Euros to \$1)	0.960	0.940	0.940
U.S. Requirement in Dollars	1,754	1,830	1,832
Fiscal Year 2020 Deferral	1,348	-	-
Fiscal Year 2021 Deferral	(1,251)	1,251	-
Fiscal Year 2022 Deferral	-	(1,281)	1,281
Fiscal Year 2023 Deferral	-	-	(1,282)
U.S. Requirement in Dollars After Deferral	1,851	1,799	1,831

### *International Bureau for the Permanent Court of Arbitration*

The Hague, The Netherlands  
(\$ in thousands)

Computation of Estimate	FY 2022 Actual	FY 2023 Assessment	FY 2024 Assessment
U.S. Requirements in Dollars	67	100	100

## CONTRIBUTIONS TO INTERNATIONAL ORGANIZATIONS

### Explanation of Estimate

The FY 2024 assessment is an estimate for calendar year 2024. The assessment in euros is expected to remain unchanged from FY 2023. The FY 2023 assessment increased by 24.6 percent, primarily due to a mandatory increase in the U.S. percentage share of the budget. The total requirement amount in dollars fluctuates depending on the euro-dollar exchange rate.

Detailed Computation of Estimate	FY 2022 Actual	FY 2023 Assessment	FY 2024 Assessment
Assessment Against Members (in Euros)	1,005	1,253	1,253
United States % Share	6.630	7.500	7.500
United States Assessment (in Euros)	67	94	94
Approx. Exchange Rate (Euros to \$1)	1.000	0.940	0.940
U.S. Requirement in Dollars	67	100	100

### *International Bureau of Weights and Measures*

Sèvres, France

(\$ in thousands)

Computation of Estimate	FY 2022 Actual	FY 2023 Assessment	FY 2024 Assessment
U.S. Requirements in Dollars	1,267	1,245	1,266

### Explanation of Estimate

The FY 2024 assessment is an actual amount for calendar year 2024. Calendar year 2024 is the first year of the International Bureau of Weights and Measures' (IBWM's) quadrennial 2024-2027 budget. There is a 3.4 percent increase in the assessment in FY 2024. 70 percent of the U.S. assessment is deferred from one U.S. fiscal year to the next.

Detailed Computation of Estimate	FY 2022 Actual	FY 2023 Assessment	FY 2024 Assessment
Assessment Against Members (in Euros)	12,605	12,731	13,161
United States % Share	9.250	9.250	9.250
United States Assessment (in Euros)	1,166	1,178	1,218
Approx. Exchange Rate (Euros to \$1)	0.960	0.940	0.940
U.S. Requirement in Dollars	1,219	1,253	1,296
Fiscal Year 2020 Deferral	917	0	0
Fiscal Year 2021 Deferral	(869)	869	0
Fiscal Year 2022 Deferral	0	(877)	877
Fiscal Year 2023 Deferral	0	0	(907x')
U.S. Requirement in Dollars After Deferral	1,267	1,245	1,266

## CONTRIBUTIONS TO INTERNATIONAL ORGANIZATIONS

### *International Center for the Study of the Preservation and Restoration of Cultural Property*

Rome, Italy  
(\$ in thousands)

Computation of Estimate	FY 2022 Actual	FY 2023 Assessment	FY 2024 Assessment
U.S. Requirements in Dollars	838	898	898

#### Explanation of Estimate

The FY 2024 assessment is an estimate for calendar year 2024, the first year of the 2024-2025 biennium. The assessment in euros is projected to remain unchanged compared to FY 2023. The total requirement amount in dollars fluctuates depending on the euro-dollar exchange rate.

Detailed Computation of Estimate	FY 2022 Actual	FY 2023 Assessment	FY 2024 Assessment
Assessment Against Members (in Euros)	3,837	3,837	3,837
United States % Share	22.000	22.000	22.000
United States Assessment (in Euros)	844	844	844
Approx. Exchange Rate (Euros to \$1)	1.010	0.940	0.940
U.S. Requirement in Dollars	838	898	898

### *International Copper Study Group*

Lisbon, Portugal  
(\$ in thousands)

Computation of Estimate	FY 2022 Actual	FY 2023 Assessment	FY 2024 Assessment
U.S. Requirements in Dollars	27	29	29

#### Explanation of Estimate

The FY 2024 assessment is an estimate for calendar year 2024. The assessment in euros is projected to remain unchanged from FY 2023. The International Copper Study Group (ICSG) assessment rates are based on 50 percent of the assessment distributed against all members and the remainder calculated based on production, usage, or trade in copper. The total requirement amount in dollars fluctuates depending on the euro-dollar exchange rate.

Detailed Computation of Estimate	FY 2022 Actual	FY 2023 Assessment	FY 2024 Assessment
Assessment Against Members (in Euros)	545	545	545
United States % Share	5.000	5.000	5.000

## CONTRIBUTIONS TO INTERNATIONAL ORGANIZATIONS

Detailed Computation of Estimate	FY 2022 Actual	FY 2023 Assessment	FY 2024 Assessment
United States Assessment (in Euros)	27	27	27
Approx. Exchange Rate (Euros to \$1)	1.000	0.930	0.940
U.S. Requirement in Dollars	27	29	29

### *International Cotton Advisory Committee*

Washington, D.C., United States

(\$ in thousands)

Computation of Estimate	FY 2022 Actual	FY 2023 Assessment	FY 2024 Assessment
U.S. Requirements in Dollars	377	401	401

#### Explanation of Estimate

The FY 2024 assessment is an estimate for the International Cotton Advisory Committee's (ICAC's) fiscal year 2023/2024 (July 1, 2023, to June 30, 2024) budget. The assessment increased 7.6 percent from FY 2022 to FY 2023. The assessment for FY 2024 will be negotiated and determined in FY 2023. The total requirement amount in dollars fluctuates depending on the euro-dollar exchange rate.

Detailed Computation of Estimate	FY 2022 Actual	FY 2023 Assessment	FY 2024 Assessment
Assessment Against Members (in Dollars)	1,734	1,865	1,865
United States % Share	16.940	21.500	21.500
United States Assessment (in Dollars)	377	401	401

### *International Grains Council*

London, England

(\$ in thousands)

Computation of Estimate	FY 2022 Actual	FY 2023 Assessment	FY 2024 Assessment
U.S. Requirements in Dollars	402	378	378

#### Explanation of Estimate

The FY 2023 assessment is an estimate for the International Grains Council's (IGC's) fiscal year 2022/2023 (July 1, 2022, to June 30, 2023) budget. The assessment in pounds is expected to remain unchanged. The total requirement amount in dollars fluctuates depending on the pound-dollar exchange rate.

## CONTRIBUTIONS TO INTERNATIONAL ORGANIZATIONS

Detailed Computation of Estimate	FY 2022 Actual	FY 2023 Assessment	FY 2024 Assessment
Assessment Against Members (in Pounds)	1,512	1,536	1,536
United States % Share	21.250	21.090	20.450
United States Assessment (in Pounds)	309	314	314
Approx. Exchange Rate (Pounds to \$1)	0.770	0.830	0.830
U.S. Requirement in Dollars	402	378	378

### *International Hydrographic Organization*

Monte Carlo, Monaco

(\$ in thousands)

Computation of Estimate	FY 2022 Actual	FY 2023 Assessment	FY 2024 Assessment
U.S. Requirements in Dollars	99	107	107

#### Explanation of Estimate

The FY 2024 assessment is an estimate for calendar year 2024, the first year of the International Hydrographic Organization (IHO) 2024-2025 triennial budget. The assessment in euros is expected to be unchanged from FY 2023. The total requirement amount in dollars fluctuates depending on the euro-dollar exchange rate.

Detailed Computation of Estimate	FY 2022 Actual	FY 2023 Assessment	FY 2024 Assessment
Assessment Against Members (in Euros)	3,413	3,264	3,264
United States % Share	2.950	3.080	3.080
United States Assessment (in Euros)	101	101	101
Approx. Exchange Rate (Euros to \$1)	1.020	0.940	0.940
U.S. Requirement in Dollars	99	107	107

### *International Institute for the Unification of Private Law*

Rome, Italy

(\$ in thousands)

Computation of Estimate	FY 2022 Actual	FY 2023 Assessment	FY 2024 Assessment
U.S. Requirements in Dollars	125	135	135

#### Explanation of Estimate

The FY 2024 assessment is an estimate for calendar year 2024. The assessment in euros is expected to remain unchanged. The total requirement amount in dollars fluctuates depending on the euro-dollar exchange rate.

## CONTRIBUTIONS TO INTERNATIONAL ORGANIZATIONS

Detailed Computation of Estimate	FY 2022 Actual	FY 2023 Assessment	FY 2024 Assessment
Assessment Against Members (in Euros)	2,277	2,277	2,277
United States % Share	5.580	5.580	5.580
United States Assessment (in Euros)	127	127	127
Approx. Exchange Rate (Euros to \$1)	1.020	0.940	0.940
U.S. Requirement in Dollars	125	135	135

### *International Lead and Zinc Study Group*

Lisbon, Portugal  
(\$ in thousands)

Computation of Estimate	FY 2022 Actual	FY 2023 Assessment	FY 2024 Assessment
U.S. Requirements in Dollars	28	31	31

#### **Explanation of Estimate**

The FY 2024 assessment is an estimate for calendar year 2024. The assessment in euros is expected to remain unchanged compared to FY 2023. The total requirement amount in dollars fluctuates depending on the euro-dollar exchange rate.

Detailed Computation of Estimate	FY 2022 Actual	FY 2023 Assessment	FY 2024 Assessment
Assessment Against Members (in Euros)	393	393	393
United States % Share	7.450	7.450	7.500
United States Assessment (in Euros)	29	29	29
Approx. Exchange Rate (Euros to \$1)	1.000	0.940	0.940
U.S. Requirement in Dollars	28	31	31

### *International Organization of Legal Metrology*

Paris, France  
(\$ in thousands)

Computation of Estimate	FY 2022 Actual	FY 2023 Assessment	FY 2024 Assessment
U.S. Requirements in Dollars	113	123	124

#### **Explanation of Estimate**

The FY 2024 assessment is an estimate for calendar year 2024, the third year of the International Organization of Legal Metrology's (IOLM's) 2022-2025 quadrennial budget. The assessment in euros is projected to increase by less than one percent from FY 2023. The total requirement amount in dollars fluctuates depending on the euro-dollar exchange rate.



## CONTRIBUTIONS TO INTERNATIONAL ORGANIZATIONS

Detailed Computation of Estimate	FY 2022 Actual	FY 2023 Assessment	FY 2024 Assessment
Assessment Against Members (in Euros)	1,932	2,131	2,161
United States % Share	5.800	5.410	5.410
United States Assessment (in Euros)	114	115	117
Approx. Exchange Rate (Euros to \$1)	1.010	0.930	0.940
U.S. Requirement in Dollars	113	123	124

### *International Renewable Energy Agency*

Abu Dhabi, United Arab Emirates  
(\$ in thousands)

Computation of Estimate	FY 2022 Actual	FY 2023 Assessment	FY 2024 Assessment
U.S. Requirements in Dollars	4,531	4,769	4,769

#### Explanation of Estimate

The FY 2024 assessment is an estimate for calendar year 2024, the first year of the 2024-2025 biennium. The total assessments for all members remain unchanged from FY 2023.

Detailed Computation of Estimate	FY 2022 Actual	FY 2023 Assessment	FY 2024 Assessment
Assessment Against Members (in Dollars)	21,675	21,675	21,675
United States % Share	22.000	22.000	22.000
United States Assessment (in Dollars)	4,768	4,769	4,769
Less: Prior Year Credit/Surplus	(237)	-	-
U.S. Requirement in Dollars	4,531	4,769	4,769

### *International Seed Testing Association*

Zurich, Switzerland  
(\$ in thousands)

Computation of Estimate	FY 2022 Actual	FY 2023 Assessment	FY 2024 Assessment
U.S. Requirements in Dollars	11	11	11

#### Explanation of Estimate

The FY 2024 assessment is an estimate for calendar year 2024. The assessment in Swiss francs is expected to remain unchanged. The International Seed Testing Association (ISTA) generates 46 percent of its income from

## CONTRIBUTIONS TO INTERNATIONAL ORGANIZATIONS

the sale of goods and services, and 54 percent from assessments according to the number of seed-testing laboratories in each member country. The United States has two ISTA-accredited laboratories, one in the U.S. Forest Service and one in the Agricultural Marketing Service. The total requirement amount in dollars fluctuates depending on the Swiss franc-dollar exchange rate.

Detailed Computation of Estimate	FY 2022 Actual	FY 2023 Assessment	FY 2024 Assessment
Assessment Against Members (in Swiss Francs)	1,342	1,342	1,342
United States % Share	1.640	1.640	0.780
United States Assessment (in Swiss Francs)	10	10	10
Approx. Exchange Rate (Swiss Francs to \$1)	0.910	0.910	0.920
U.S. Requirement in Dollars	11	11	11

### *International Tropical Timber Organization*

Yokohama, Japan  
(\$ in thousands)

Computation of Estimate	FY 2022 Actual	FY 2023 Assessment	FY 2024 Assessment
U.S. Requirements in Dollars	293	296	293

#### Explanation of Estimate

The FY 2024 assessment is an estimate for calendar year 2024. The assessment is expected to decrease slightly in FY 2023.

Detailed Computation of Estimate	FY 2022 Actual	FY 2023 Assessment	FY 2024 Assessment
Assessment Against Members (in Dollars)	7,031	7,031	7,031
United States % Share	4.160	4.160	4.160
United States Assessment (in Dollars)	293	296	293

### *International Union for the Conservation of Nature and Natural Resources*

Gland, Switzerland  
(\$ in thousands)

Computation of Estimate	FY 2022 Actual	FY 2023 Assessment	FY 2024 Assessment
U.S. Requirements in Dollars	514	537	537

## CONTRIBUTIONS TO INTERNATIONAL ORGANIZATIONS

### Explanation of Estimate

The FY 2024 assessment is an estimate for calendar year 2024, the fourth year of the International Union for the Conservation of Nature and Natural Resources' (IUCN's) 2021-2024 quadrennial program of work. The assessment in Swiss francs is expected to remain unchanged. The total requirement amount in dollars fluctuates depending on the euro-dollar exchange rate.

Detailed Computation of Estimate	FY 2022 Actual	FY 2023 Assessment	FY 2024 Assessment
Assessment Against Members (in Swiss Francs)	13,000	13,000	13,000
United States % Share	3.800	3.800	3.800
United States Assessment (in Swiss Francs)	494	494	494
Approx. Exchange Rate (Swiss Francs to \$1)	0.960	0.920	0.920
U.S. Requirement in Dollars	514	537	537

### *International Union for the Protection of New Varieties of Plants*

Geneva, Switzerland

(\$ in thousands)

Computation of Estimate	FY 2022 Actual	FY 2023 Assessment	FY 2024 Assessment
U.S. Requirements in Dollars	280	292	291

### Explanation of Estimate

The FY 2024 assessment is an estimate for calendar year 2024, the first year of the International Union for the Protection of New Varieties of Plants' (UPOV's) 2024-2025 biennial budget. The assessment in Swiss francs is expected to remain unchanged. The total requirement amount in dollars fluctuates depending on the euro-dollar exchange rate.

Detailed Computation of Estimate	FY 2022 Actual	FY 2023 Assessment	FY 2024 Assessment
Assessment Against Members (in Swiss Francs)	3,457	3,559	3,559
United States % Share	7.780	7.540	7.540
United States Assessment (in Swiss Francs)	268	268	268
Approx. Exchange Rate (Swiss Francs to \$1)	0.960	0.920	0.920
U.S. Requirement in Dollars	280	292	291

## CONTRIBUTIONS TO INTERNATIONAL ORGANIZATIONS

### *World Organization for Animal Health*

Paris, France  
(\$ in thousands)

Computation of Estimate	FY 2022 Actual	FY 2023 Assessment	FY 2024 Assessment
U.S. Requirements in Dollars	222	273	273

#### Explanation of Estimate

The FY 2024 assessment is an estimate for calendar year 2024. The assessment in euros is expected to remain unchanged from FY 2023. The total requirement amount in dollars fluctuates depending on the euro-dollar exchange rate.

Detailed Computation of Estimate	FY 2022 Actual	FY 2023 Assessment	FY 2024 Assessment
Assessment Against Members (in Euros)	11,270	12,858	12,858
United States % Share	1.980	2.000	2.000
United States Assessment (in Euros)	223	257	257
Approx. Exchange Rate (Euros to \$1)	1.000	0.940	0.940
U.S. Requirement in Dollars	222	273	273

### *Bureau of International Expositions*

Paris, France  
(\$ in thousands)

Computation of Estimate	FY 2022 Actual	FY 2023 Assessment	FY 2024 Assessment
U.S. Requirements in Dollars	72	96	96

#### Explanation of Estimate

The FY 2024 assessment is an estimate for calendar year 2024. The assessment in euros is expected to remain unchanged. The total requirement amount in dollars fluctuates depending on the euro-dollar exchange rate.

Detailed Computation of Estimate	FY 2022 Actual	FY 2023 Assessment	FY 2024 Assessment
Assessment Against Members (in Euros)	2,451	2,451	2,451
United States % Share	3.670	3.670	3.670
United States Assessment (in Euros)	72	90	90
Approx. Exchange Rate (Euros to \$1)	1.000	0.940	0.940
U.S. Requirement in Dollars	72	96	96

## CONTRIBUTIONS TO INTERNATIONAL ORGANIZATIONS

### *International Energy Forum*

Riyadh, Saudi Arabia

(\$ in thousands)

Computation of Estimate	FY 2022 Actual	FY 2023 Assessment	FY 2024 Assessment
U.S. Requirement in Dollars	-	-	286

#### Explanation of Estimate

The FY 2024 assessment is an estimate for calendar year 2024. The assessment in dollars is expected to remain unchanged. The assessment will be funded through the CIO account for the first time in FY 2024.

Detailed Computation of Estimate	FY 2022 Actual	FY 2023 Assessment	FY 2024 Assessment
Assessment Against Members (in dollars)	-	-	4,771
United States % Share	-	-	6.000
United States Assessment (in dollars)	-	-	286

# CONTRIBUTIONS TO INTERNATIONAL ORGANIZATIONS

## *Statutory Authorizations*

### **United Nations and Affiliated Agencies**

#### **Food and Agriculture Organization**

Public Law 79-197 approved July 31, 1945; as amended by P.L. 81-806 approved September 21, 1950; P.L. 84-726 approved July 18, 1956; P.L. 85-141 approved August 14, 1957; P.L. 87-195 approved September 4, 1961 (22 U.S.C. 279-279d). United Nations Food and Agriculture Organization Constitution, adopted by the United States effective October 16, 1945 (T.I.A.S. 1554) and composite text, as amended to 1957 (T.I.A.S. 4803).

#### **International Atomic Energy Agency**

P.L. 85-177 approved August 28, 1957 (22 U.S.C. 2021-2026). International Atomic Energy Statute, ratification advised by the Senate June 18, 1957 (T.I.A.S. 3873).

#### **International Civil Aviation Organization**

Convention on International Civil Aviation, Chapter XV, 1944, ratification advised by the Senate July 25, 1946 (T.I.A.S. 1591).

#### **International Labor Organization**

P.L. 80-843 approved June 30, 1948, as amended by P.L. 81-806 approved June 30, 1958 (22 U.S.C. 271-272a). International Labor Organization Constitution amendment, acceptance by the United States deposited August 2, 1958 (T.I.A.S. 1868).

#### **International Maritime Organization**

Intergovernmental Maritime Consultative Organization Convention, ratification advised by the Senate July 27, 1950 and entered into force for the United States March 17, 1958 (T.I.A.S. 4044).

#### **International Telecommunication Union**

International Telecommunication Convention, with Annexes and Protocol, Malaga-Torremolinos, 1973 ratification by Senate January 22, 1976 and entered into force for the United States in April 1976 (T.I.A.S. 8572); as amended, Nairobi, 1982, ratification by the President, December 26, 1985 and entered into force for the United States on January 10, 1986.

#### **United Nations**

P.L. 79-264 approved December 20, 1945; as renumbered and amended by P.L. 81-341 approved October 10, 1949 (22 U.S.C. 287-287e). United Nations Charter, ratification advised by the Senate, July 28, 1945 (T.S. 933).

# CONTRIBUTIONS TO INTERNATIONAL ORGANIZATIONS

## United Nations Educational, Scientific, and Cultural Organization

Constitution of the United Nations Educational, Scientific, and Cultural Organization, concluded at London November 16, 1945; entered into force November 4, 1946; reentered into force for the United States October 1, 2003 (T.I.A.S 1580).

## Universal Postal Union

Universal Postal Convention, Rio de Janeiro, 1979, entered into force for the United States July 1, 1981 (T.I.A.S. 9972).

## World Health Organization

P. L. 643, 80th Congress, approved June 14, 1948; P. L. 807, 81st Congress, approved September 21, 1950; P. L. 655, 83rd Congress, approved August 26, 1954; P. L. 138, 84th Congress, approved July 8, 1955 (22 U.S.C. 290 - 290e). World Health Organization Constitution, entered into force for the United States June 21, 1948 (T.I.A.S. 1808).

## World Intellectual Property Organization

- Paris Union - P.L. 86-614 approved July 12, 1960, as amended by P.L. 88-69 approved July 19, 1963, as amended by P.L. 92-511 approved October 20, 1972 (22 U.S.C. 260f), as further amended by P.L. 98-164 approved November 22, 1983. Stockholm revision to the Paris Convention for Protection of Industrial Property, Senate consent to ratification February 28, 1970 (T.I.A.S. 6923), as amended by P.L. 98-164 approved November 22, 1983.
- Nice Union - The U.S. Senate gave its advice and consent to ratification of the Nice Agreement on December 11, 1971 (T.I.A.S. 7418).
- Strasbourg Union - The U.S. Senate gave its advice and consent to ratification of the Strasbourg Agreement on October 30, 1973 (T.I.A.S. 8140).
- Berne Convention on the Protection of Literary and Artistic Works - Implementing legislation became effective March 1, 1989.

## World Meteorological Organization

World Meteorological Organization Convention, ratification advised by the Senate April 20, 1949 (T.I.A.S. 5947).

## Inter-American Organizations

### Inter-American Institute for Cooperation on Agriculture

Inter-American Institute of Agricultural Sciences Convention, ratification advised by the Senate June 22, 1944 (T.S. 987). Protocol to the Convention, deposited by the United States November 3, 1959. Revised statutes changing the name of the Institute to Inter-American Institute for Cooperation on Agriculture and incorporating changes in the Institute were adopted by two-thirds of member countries, including the United States, on February 18, 1981. The United States deposited its ratification to the revised statutes on October 24, 1980.

# CONTRIBUTIONS TO INTERNATIONAL ORGANIZATIONS

## **Organization of American States**

Organization of American States Charter, ratification advised by the Senate on August 28, 1950 (T.I.A.S. 2361).

## **Pan American Health Organization**

Pan American Sanitary Convention, ratification advised by the Senate, February 23, 1925 (T.S. 714).

## **Pan American Institute of Geography and History**

Public Resolution 74-42 approved August 2, 1935 as amended by P.L. 83-736 approved August 31, 1954, as further amended by P.L. 90-645 approved October 13, 1966 (22 U.S.C. 273), P.L. 91-340 approved July 17, 1970 and P.L. 97-241 approved August 24, 1982.

## **Regional Organizations**

### **Asia-Pacific Economic Cooperation**

P.L. 103-236 (Section 424), approved April 30, 1994.

### **Colombo Plan Council for Technical Cooperation**

P.L. 86-108 (Section 502), approved July 24, 1959 (22 U.S.C. 1896b).

### **NATO Parliamentary Assembly**

P.L. 84-689 approved July 11, 1956, as amended by P.L. 85-477 approved June 30, 1958, and P.L. 90-137 approved November 14, 1967 (22 U.S.C. 1928A-1928D).

### **North Atlantic Treaty Organization (NATO)**

North Atlantic Treaty, ratification advised by the Senate July 21, 1949 (T.I.A.S. 1964) (22 U.S.C. 19286), P.L. 87-195 (Section 628, 629, and 630) approved September 4, 1961; as amended by P.L. 89-171, approved September 6, 1965 (22 U.S.C. 2388-2390).

### **Organization for Economic Cooperation and Development (OECD)**

OECD Convention, ratification advised by the Senate March 16, 1961 (T.I.A.S. 4891). P.L. 87-195 (Sections 628, 629 and 630) approved September 4, 1961 as amended by P.L. 89-171, approved September 5, 1965 (22 U.S.C. 2388-2390).

### **Pacific Community**

P.L. 80-403, approved January 28, 1948, as amended by P.L. 81-806 approved September 21, 1950, and further amended by P.L. 86-472 approved May 14, 1960; P.L. 88-263 approved January 31, 1964; P.L. 89-91 approved July 27, 1965 (22 U.S.C. 280-280c); P.L. 91-632 approved December 31, 1970; and P.L. 92-490 approved October 13, 1972. South Pacific Commission Agreement entered into force July 29, 1948 (T.I.A.S. 2317) and amendment to the agreement entered into force July 15, 1965.



# CONTRIBUTIONS TO INTERNATIONAL ORGANIZATIONS

## **Other International Organizations**

### **Bureau of International Expositions**

P.L. 115-32, approved May 8, 2017. Convention relating to International Exhibitions, signed at Paris November 22, 1928, with Protocols and Amendments, entered into force for the United States May 10, 2017.

### **Customs Cooperation Council**

Customs Cooperation Convention, ratification by the Senate October 4, 1968; instruments of accession deposited November 5, 1970 (T.I.A.S 7063).

### **Hague Conference on Private International Law**

P.L. 88-244, as amended by P.L. 92-497 approved October 17, 1972 (22 U.S.C. 269g-1). Hague Conference on Private International Law Statute, entered into force on October 15, 1964 (T.I.A.S. 5710).

### **International Agency for Research on Cancer**

P.L. 92-484 approved October 14, 1972. Statute of International Agency for Research on Cancer, entered into force September 15, 1965 (T.I.A.S. 5873).

### **International Bureau of the Permanent Court of Arbitration**

Pacific Settlement of International Disputes Convention, ratification advised by the Senate April 2, 1908 (T.S. 536).

### **International Bureau of Weights and Measures**

International Bureau of Weights and Measures Convention, ratification advised by the Senate May 15, 1978, (T.S. 378) and amending convention, ratification advised by the Senate January 5, 1923 (T.S. 673).

### **International Center for the Study of the Preservation and Restoration of Cultural Property**

P.L. 89-665 approved October 15, 1966, amended by P.L. 91-243 approved May 9, 1970; P.L. 93-54 approved July 1, 1973; P.L. 94-422 approved September 28, 1976; and P.L. 96-199 approved March 5, 1980. Statutes of the International Center for the Study of the Preservation and Restoration of Cultural Property, entered into force May 10, 1958; for the United States January 20, 1971 (T.I.A.S. 7038).

### **International Copper Study Group**

The United States accepted the Terms of Reference (TOR) of the ICSG on March 15, 1990. The acceptance was signed by the Acting Secretary and deposited with the UN Secretary-General. Legislative authority for U.S. membership was included in the State Department's Authorization Act for the Fiscal Years 1994 and 1995 (P.L. 103-236). TOR of the International Copper Study Group, done at Geneva February 24, 1989; entered into force January 23, 1992.

### **International Cotton Advisory Committee**

P.L. 94-350 approved July 12, 1976.

# **CONTRIBUTIONS TO INTERNATIONAL ORGANIZATIONS**

## **International Grains Council**

Treaty Doc. 105-16 approved June 26, 1998. Grains Trade Convention (part of international grains agreement), done at London December 7, 1994; entered into force July 1, 1995; entered into force for the United States May 21, 1999.

## **International Hydrographic Organization**

International Hydrographic Convention, approval advised by the Senate on May 13, 1968 (T.I.A.S. 6933).

## **International Institute for the Unification of Private Law**

P.L. 84-44 approved December 30, 1963, as amended by P.L. 92-497 approved October 17, 1972 (22 U.S.C. 269g-1). Charter of the International Institute for the Unification of Private Law, entered into force for the United States March 13, 1964 (T.I.A.S. 5743).

## **International Lead and Zinc Study Group**

P.L. 94-350 approved July 12, 1976.

## **International Organization of Legal Metrology**

The Convention on Legal Metrology, as amended; ratified by Senate on August 11, 1972 and entered into force on October 22, 1972 (T.I.A.S. 7533).

## **International Renewable Energy Agency**

P.L. 111-212 (Section 1014), approved July 29, 2010.

## **International Seed Testing Association**

P.L. 94-350 approved July 12, 1976.

## **International Tropical Timber Organization (ITTO)**

Section 401(b) of the Foreign Relations Authorization Act, Fiscal Years 1990 and 1991 (P.L. 101-246 of February 16, 1996) authorizes funding for ITTO out of the Contributions to International Organizations account. The International Tropical Timber Agreement, 1994, which replaced ITTA 1983, entered into force provisionally January 1, 1997. The Secretary of State signed an instrument of acceptance for ITTA 1994 on November 7, 1996, which was deposited at the United Nations on November 14, 1996.

## **International Union for the Conservation of Nature and Natural Resources**

Language authorizing U.S. membership is included in Title IV, Section 402 of the State Department Authorization Act for the Fiscal Years 1990 and 1991 (P.L. 101-246).

## **CONTRIBUTIONS TO INTERNATIONAL ORGANIZATIONS**

### **International Union for the Protection of New Varieties of Plants**

International Convention for the Protection of New Varieties of Plants of December 6, 1961, as revised. Done at Geneva October 23, 1978; entered into force November 8, 1981; ratified February 22, 1999 (Treaty Document 104-17).

### **Organization for the Prohibition of Chemical Weapons**

Convention on the Prohibition of the Development, Production, Stockpiling, and Use of Chemical Weapons and on their Destruction, ratification advised by the Senate April 24, 1997; instrument of ratification deposited April 25; entered into force April 29, 1997.

### **World Organization for Animal Health**

International Agreement for the creation at Paris of the International Office of Epizootics, ratification advised by the Senate May 5, 1975 (T.I.A.S. 8141).

### **World Trade Organization**

Uruguay Round Agreement Act, P.L. 103-465, enacted December 8, 1994.

## Proposed Appropriation Language

### CONTRIBUTIONS FOR INTERNATIONAL PEACEKEEPING ACTIVITIES

For necessary expenses to pay assessed and other expenses of international peacekeeping activities directed to the maintenance or restoration of international peace and security, [~~\$1,481,915,000~~] *\$1,940,702,000*, [of which ~~\$740,958,000~~ may] *to remain available until September 30, [2024] 2025: Provided*, That [none of the funds made available by this Act shall be obligated or expended for any new or expanded United Nations peacekeeping mission unless, at least 15 days in advance of voting for such mission in the United Nations Security Council (or in an emergency as far in advance as is practicable), the Committees on Appropriations are notified of: (1) the estimated cost and duration of the mission, the objectives of the mission, the national interest that will be served, and the exit strategy; and (2) the sources of funds, including any reprogrammings or transfers, that will be used to pay the cost of the new or expanded mission, and the estimated cost in future fiscal years: *Provided further*, That none of the funds appropriated under this heading may be made available for obligation unless the Secretary of State certifies and reports to the Committees on Appropriations on a peacekeeping mission-by-mission basis that the United Nations is implementing effective policies and procedures to prevent United Nations employees, contractor personnel, and peacekeeping troops serving in such mission from trafficking in persons, exploiting victims of trafficking, or committing acts of sexual exploitation and abuse or other violations of human rights, and to hold accountable individuals who engage in such acts while participating in such mission, including prosecution in their home countries and making information about such prosecutions publicly available on the website of the United Nations: *Provided further*, That the Secretary of State shall work with the United Nations and foreign governments contributing peacekeeping troops to implement effective vetting procedures to ensure that such troops have not violated human rights: *Provided further*, That funds shall be available for peacekeeping expenses unless the Secretary of State determines that United States manufacturers and suppliers are not being given opportunities to provide equipment, services, and material for United Nations peacekeeping activities equal to those being given to foreign manufacturers and suppliers: *Provided further*, That none of the funds appropriated or otherwise made available under this heading may be used for any United Nations peacekeeping mission that will involve United States Armed Forces under the command or operational control of a foreign national, unless the President's military advisors have submitted to the President a recommendation that such involvement is in the national interest of the United States and the President has submitted to Congress such a recommendation: *Provided further*, That any payment of arrearages with funds appropriated by this Act shall be subject to the regular notification procedures of the Committees on Appropriations] *such funds may be made available above the amount authorized in section 404(b)(2) of the Foreign Relations Authorization Act, Fiscal Years 1994 and 1995 (22 U.S.C. 287e note). (Department of State, Foreign Operations, and Related Programs Appropriations Act, 2023.)*

# CONTRIBUTIONS FOR INTERNATIONAL PEACEKEEPING ACTIVITIES

## *Resource Summary*

(\$ in thousands)

Contributions for International Peacekeeping Activities (CIPA)	FY 2022 Actual <sup>1</sup>	FY 2023 Adjusted Enacted	FY 2024 Request	Change from FY2023 Adjusted Enacted
Contributions to International Peacekeeping Activities	1,498,514	1,381,915	1,940,702	558,787
Enduring	1,498,514	1,481,915	1,940,702	458,787
Rescissions/Cancellations	-	(100,000)	-	100,000

<sup>1</sup> FY 2022 Actual reflects a \$100,000 transfer to the Diplomatic Programs (DP) account.

---

---

## WHO WE ARE & WHY IT MATTERS

---

---

The Contributions for International Peacekeeping Activities (CIPA) account supports international peacekeeping activities that seek to maintain or restore international peace and security. The CIPA account is the source of funding for U.S. contributions to ten United Nations (UN) peacekeeping missions and the UN International Residual Mechanism for Criminal Tribunals. The Department requests funding to support the UN logistical support package for ATMIS in Somalia (UNSOS) in the Peacekeeping Operations (PKO) account.

The United States has a compelling national interest in preventing the outbreak, escalation, and spread of conflicts that could contribute to threats to international peace and security. UN peacekeeping is a powerful tool to address these threats in a way that allows other countries to shoulder their share of the burden by contributing funding; providing uniformed peacekeepers, enablers, and civilians; offering political support; and providing training and leadership.

---

---

## JUSTIFICATION OF REQUEST

---

---

The FY 2024 Request of \$1.94 billion advances the Administration's goal of fully funding on-going U.S. peacekeeping assessments and paying down recently accumulated arrears. The Request would fully fund the estimated U.S. share of peacekeeping budgets for the UN's peacekeeping financial year, beginning July 1, 2024 through June 30, 2025. The FY 2024 Request also includes additional funding for arrears payments: \$300 million to eliminate a portion of the arrears accrued for fiscal years 2017 through 2020 due to the 25 percent statutory cap and \$43.8 million to pay arrears accrued during the 2022-2023 peacekeeping year, also due to the 25 percent statutory cap. The \$344 million will partially pay the \$1.1 billion in arrears accrued from fiscal years 2017 to present.

While the percentage that the Department contributes for U.S. peacekeeping is determined by U.S. law, actual U.S. assessment amounts are determined through UN General Assembly resolutions that establish peacekeeping budget levels and member state assessments on an annual basis. The United States is currently assessed at 26.9 percent of the UN peacekeeping budget for calendar years 2022-2024, down from 27.9 percent in 2021. The FY 2024 Request includes proposed authority that would enable the Department to pay assessments at the UN rate. Negotiations on peacekeeping budget levels for the 2024-2025 peacekeeping financial year are anticipated to be completed in June 2023, at which time the Fifth Committee on administrative and budgetary affairs and the

## CONTRIBUTIONS FOR INTERNATIONAL PEACEKEEPING ACTIVITIES

General Assembly will approve actual budget and assessment levels. The General Assembly will also adopt the 2025-2027 peacekeeping scale of assessment in December 2024.

The Request reflects the Administration's commitment to reassert U.S. leadership in UN peacekeeping. The Department and the U.S. Mission to the United Nations (USUN) in New York work to strengthen and reform UN peacekeeping operations to make them as effective and efficient as possible, while providing peacekeeping missions with realistic and achievable mandates and the necessary resources to fully implement those mandates. The Department and the USUN review each existing mission's mandate as it comes up for renewal to ensure mandates are designed and implemented to better address conflicts, facilitate conditions conducive to life-saving humanitarian assistance, support political solutions, and meet the needs of the people on the ground. Where peacekeeping missions have fulfilled their mandates, the United States works with other Security Council members to close or transition these operations, such as in recent case of the missions in Darfur and Liberia.

The Department and the USUN continue to advocate for increased accountability for performance in UN peacekeeping. Largely as a result of U.S. efforts, the UN is implementing the Integrated Peacekeeping Performance and Accountability Framework (IPPAF) – launched in 2020 – which identifies clear performance standards for all peacekeeping personnel, better systematizes performance evaluation and accountability, and outlines actions peacekeeping missions and the Secretariat should take to rectify serious, systemic underperformance and recognize outstanding performance.

UN peacekeeping operations funded through the CIPA account include:

- **UNDOF (Golan Heights)** is expected to complete its return to the area of separation and resume the inspection of the area of limitation on the Bravo (Syrian) side; however, the ongoing Syrian civil conflict, presence of armed elements in the area of separation, and COVID-19 have delayed these efforts. The mission will continue to monitor the ceasefire between Israel and Syria according to the 1974 Disengagement of Forces Agreement in a volatile environment.
- **UNIFIL (Lebanon)** will continue to contribute to peace and security in southern Lebanon and along the border with Israel while operating in an increasingly challenging environment. The mission's most effective functions, including its liaison mechanism and patrols along the Blue Line, will provide value even as freedom of movement and access restrictions prevent full implementation of UNIFIL's mandate.
- **UNFICYP (Cyprus)** will continue to support a bizonal, bicomunal, federal solution to the Cyprus problem by monitoring the ceasefire between the parties to ensure stability and lay a foundation for the resumption of UN-facilitated, Cypriot-led settlement talks. The mission will need to continue its efforts to monitor and address increased activities by the two communities in the buffer zone, including the establishment of prefabricated firing positions along the southern ceasefire line and inside the buffer zone.
- **UNMIK (Kosovo)** will continue to promote security, stability, and respect for human rights in Kosovo and the region.
- **MONUSCO (Democratic Republic of the Congo (DRC))** will focus on protection of civilians; supporting national disarmament, demobilization, and reintegration efforts; security sector reform; and other priority tasks specified in UN Security Council Resolution 2666 (December 2022), which renewed MONUSCO for a one-year period. The mission will also provide limited electoral support to the DRC government, while at the same time evaluating opportunities to continue its transition in line with the joint UN/Government of the Democratic Republic of the Congo (GRDC) phased, conditions-based drawdown

## CONTRIBUTIONS FOR INTERNATIONAL PEACEKEEPING ACTIVITIES

plan established in 2021. The Force Intervention Brigade will continue using its offensive mandate against armed groups, including ISIS-DRC (also known as Allied Democratic Forces (ADF), the Cooperative for the Development of the Congo (CODECO) and the resurgent M23, which continues to gain ground in North Kivu province with support from the Rwanda Defence Forces.

- **MINUSCA (Central African Republic)** will focus on its priority tasks to protect civilians from the threat of physical violence, support the peace process, facilitate the delivery of humanitarian assistance, promote respect for human rights, support the extension of state authority, facilitate political dialogue, bolster security sector reform, provide technical support for disarmament, demobilization, reinsertion and reintegration (DDRR) programs, support efforts to bring to justice those responsible for war crimes and crimes against humanity in Central African Republic (CAR), and support implementation of the arms embargo.
- **UNISFA (Abyei, Sudan/South Sudan)** will continue to maintain security in the disputed Abyei area between Sudan and South Sudan. The security dynamics in Abyei have shifted since early 2022 due to emerging tensions between the Twic Dinka and Ngok Dinka, an influx of displaced persons fleeing from violence in South Sudan and other neighboring countries, and the ongoing violence between the Ngok Dinka and Misseriya over migration-related issues. Abyei's security situation remains unpredictable due to the evolving dynamics and increased conflicts in the region. Lack of progress by Sudan and South Sudan on resolving the final status of Abyei and establishing interim institutions will necessitate UNISFA's presence through at least through FY 2024, although we will continue to seek efficiency gains in the mission.
- **UNMISS (South Sudan)** will continue to play a critical role in protecting civilians, creating conditions conducive to the delivery of humanitarian assistance, supporting the peace process, and monitoring and investigating human rights. The escalating subnational violence, deteriorating humanitarian crisis, shrinking of political and civic space, continued lack of sustained commitment from South Sudanese parties to fully implement their political and security agreements essential for a successful transition and free and fair elections will necessitate UNMISS's presence through at least FY 2025.
- **MINURSO (Western Sahara)** will continue to deter the escalation of hostilities in Western Sahara and support the parties in achieving a lasting settlement. The UN appointed Staffan de Mistura (Italy, Sweden) as the Personal Envoy of the UN Secretary-General for Western Sahara in November 2022, which has revitalized the UN-led political process, after a two-year vacancy following the resignation of former German president Horst Koehler.
- **MINUSMA (Mali)** will continue to support implementation of the Algiers Peace Agreement, the political transition, the restoration of state authority, the protection of civilians in the center and north of the country. Key tasks will focus on facilitating implementation of security and political benchmarks, ceasefire monitoring, stabilization, protection of civilians.

The Department is also requesting funding for the following UN war crimes tribunal through the CIPA account:

- **UN International Residual Mechanism for Criminal Tribunals** will continue to do critical war crimes accountability work in follow-up to the International Criminal Tribunal for the former Yugoslavia and the International Criminal Tribunal for Rwanda.

For FY 2024, the Department requests that funds be appropriated in the CIPA account as "two-year funds" due to the demonstrated unpredictability of the requirements in this account from year to year and the nature of multi-year operations that have mandates overlapping U.S. fiscal years. Funding that would have previously been

## CONTRIBUTIONS FOR INTERNATIONAL PEACEKEEPING ACTIVITIES

transferred from CIPA to Diplomatic Programs for Mission Monitoring and Effectiveness has been included in the FY 2024 Request for Diplomatic Programs.

### *Resource Summary*

(\$ in thousands)

Activities	FY 2022 Actual	FY 2023 Adjusted Enacted <sup>1</sup>	FY 2024 Request	Change from FY 2023 Adjusted Enacted
<b>Activities</b>				
UN Peacekeeping Force in Cyprus (UNFICYP)	8,926	10,382	10,382	-
UN Disengagement Observer Force (UNDOF)	18,648	17,064	17,064	-
UN Interim Force in Lebanon (UNIFIL)	145,304	143,079	143,079	-
UN Mission Referendum in Western Sahara (MINURSO)	17,629	15,839	15,839	-
UN Interim Administration Mission Kosovo (UNMIK)	12,119	11,438	11,438	-
UN Organization Stabilization Mission in the Democratic Republic of the Congo (MONUSCO)	299,741	312,877	312,877	-
UN International Residual Mechanism for Criminal Tribunals (UNIRMCT)	10,435	9,667	11,112	1,445
The United Nations Interim Security Force for Abyei (UNISFA)	75,545	74,912	74,912	-
UN Mission in South Sudan (UNMISS)	324,860	334,752	334,752	-
UN Multidimensional Integrated Stabilization Mission in Mali (MINUSMA)	362,227	354,419	354,419	-
UN Multidimensional Integrated Stabilization Mission in the Central African Republic (MINUSCA)	312,577	311,036	311,036	-
Mission Monitoring and Effectiveness	100	-	-	-
<b>Total Annual Requirements</b>	<b>1,588,111</b>	<b>1,595,465</b>	<b>1,596,910</b>	<b>1,445</b>
<b>Adjustments to Assessments</b>				
Auto-Application of Credits <sup>2</sup>	(85,978)	-	-	-
<b>Subtotal, Assessments after Adjustments</b>	<b>1,502,133</b>	<b>1,595,465</b>	<b>1,596,910</b>	<b>1,445</b>
<b>Adjustments to Contributions</b>				
Contributions Not Payable Due to the Statutory Cap	(43,792)	(115,403)		115,403
Payments of Cap-Related Arrears from FY 2017 - FY 2020	-	-	300,000	300,000
Payments of Cap-Related Arrears from FY 2022	-	-	43,792	43,792
<b>Subtotal, Contributions after Adjustments</b>	<b>1,458,341</b>	<b>1,480,062</b>	<b>1,940,702</b>	<b>460,640</b>
<b>Appropriated Funds and Request</b>				
Enduring Contributions for International Peacekeeping Activities	1,498,614	1,481,915	1,940,702	458,787



## CONTRIBUTIONS FOR INTERNATIONAL PEACEKEEPING ACTIVITIES

Activities	FY 2022 Actual	FY 2023 Adjusted Enacted <sup>1</sup>	FY 2024 Request	Change from FY 2023 Adjusted Enacted
<b>Total Contributions for International Peacekeeping Activities</b>	1,498,614	1,481,915	1,940,702	458,787
<b>Prior-Year Carryforward Funds</b>				
FY 2021 Carryforward into FY 2022	93,520	-		
FY 2022 Carryforward into FY 2023	-	133,693		
Rescission of FY 2022 Unobligated Balances <sup>3</sup>	-	(100,000)		
<b>Total Appropriated and Carryforward Funds</b>	1,592,134	1,515,608		
<b>Transfer to DP for Mission Monitoring and Effectiveness</b>	(100)	-		
<b>Estimated Funds Remaining</b>	133,693	35,546		

<sup>1</sup> The FY 2023 Enacted amounts are U.S. assessments estimated at the actual rate of 26.9493 for July 2023 through June 2024, except for UNIRMCT because the UN General Assembly approved its actual budget in December 2022. The UN General Assembly will approve the actual budgets for the other in individual missions in June 2023.

<sup>2</sup> Auto-Application of Credits includes \$85.2 million of credits for 2022-2023 and \$729,143 of credits for 2021-2022, which could not be applied to 2021-2022 assessments because the combined amounts of available credits and appropriated funds paid at the rate of 25 percent exceeded the assessment amounts due. The credits were applied to current assessments.

<sup>3</sup> Section 7074(c) rescinds \$100 million in unobligated and unexpended balances from FY 2022 funds.

### *Funds by Object Class*

(\$ in thousands)

Contributions for International Peacekeeping Activities (CIPA)	FY 2022 Actual	FY 2023 Adjusted Enacted	FY 2024 Request	Increase/ Decrease
4100 Grants, Subsidies & Contributions	1,498,514	1,381,915	1,940,702	558,787
<b>Total</b>	<b>1,498,514</b>	<b>1,381,915</b>	<b>1,940,702</b>	<b>558,787</b>

### *Summary of Budgetary Resources*

(\$ in millions)

Contributions for International Peacekeeping Activities (CIPA)	FY 2022 Actual	FY 2023 Adjusted Enacted	FY 2024 Request
<b>Budgetary resources:</b>			
<b>Unobligated balance:</b>			
Unobligated balance brought forward, Oct 1	-	724	706
Unobligated balance transfers between expired and unexpired accounts	92	-	-

## CONTRIBUTIONS FOR INTERNATIONAL PEACEKEEPING ACTIVITIES

Contributions for International Peacekeeping Activities (CIPA)	FY 2022 Actual	FY 2023 Adjusted Enacted	FY 2024 Request
<b><i>Unobligated balance (total)</i></b>	<b>92</b>	<b>724</b>	<b>706</b>
<b>Budget authority:</b>			
<b>Appropriations, discretionary:</b>			
Appropriation	1,499	1,482	1,941
Rescission of unobligated balances	-	(100)	-
<b><i>Appropriation, discretionary (total)</i></b>	<b>1,499</b>	<b>1,382</b>	<b>1,941</b>
<b><i>Total budgetary resources available</i></b>	<b>1,591</b>	<b>2,106</b>	<b>2,647</b>

## **INTERNATIONAL COMMISSIONS**

**International Boundary and Water Commission - Salaries and Expenses**

**International Boundary and Water Commission - Construction**

**American Sections:**

**International Joint Commission**

**International Boundary Commission**

**North American Development Bank**

**International Fisheries Commissions**

## Proposed Appropriation Language

### INTERNATIONAL COMMISSIONS

For necessary expenses, not otherwise provided for, to meet obligations of the United States arising under treaties, or specific Acts of Congress, as follows:

#### INTERNATIONAL BOUNDARY AND WATER COMMISSION, UNITED STATES AND MEXICO

For necessary expenses for the United States Section of the International Boundary and Water Commission, United States and Mexico, and to comply with laws applicable to the United States Section, including not to exceed \$6,000 for representation expenses, as follows:

### SALARIES AND EXPENSES

For salaries and expenses, not otherwise provided for, [\$57,935,000] \$64,800,000, of which [\$8,690,000] \$9,720,000 may remain available until September 30, [2024] 2025. (*Department of State, Foreign Operations, and Related Programs Appropriations Act, 2023.*)

### CONSTRUCTION

(*INCLUDES TRANSFER OF FUNDS*)

For detailed plan preparation and construction of authorized projects, [\$53,030,000] \$40,024,000, to remain available until expended, as authorized: *Provided*, That of the funds appropriated under this heading in this Act and prior Acts making appropriations for the Department of State, foreign operations, and related programs for the United States Section, up to [\$5,000,000] \$5,000,000 may be transferred to, and merged with, funds appropriated under the heading "Salaries and Expenses" to carry out the purposes of the United States Section, which shall be subject to [prior consultation with, and] the regular notification procedures of[, ] the Committees on Appropriations: *Provided further*, That such transfer authority is in addition to any other transfer authority provided in this Act. (*Department of State, Foreign Operations, and Related Programs Appropriations Act, 2023.*)

### AMERICAN SECTIONS, INTERNATIONAL COMMISSIONS

For necessary expenses, not otherwise provided, for the International Joint Commission and the International Boundary Commission, United States and Canada, as authorized by treaties between the United States and Canada or Great Britain, [and for technical assistance grants and the Community Assistance Program of the North American Development Bank, \$16,204,000] \$13,505,000: *Provided*, That of the amount provided under this heading for the International Joint Commission, up to [\$1,250,000] \$1,250,000 may remain available until September 30, [2024] 2025, and up to \$9,000 may be made available for official reception and representation expenses: *Provided further*, That of the amount provided under this heading for the International Boundary Commission, up to \$1,000 may be made available for official reception and representation expenses. (*Department of State, Foreign Operations, and Related Programs Appropriations Act, 2023.*)

## INTERNATIONAL FISHERIES COMMISSIONS

For necessary expenses for international fisheries commissions, not otherwise provided for, as authorized by law, [~~\$65,719,000~~]~~\$53,804,000~~: *Provided*, That the United States share of such expenses may be advanced to the respective commissions pursuant to section 3324 of title 31, United States Code. (*Department of State, Foreign Operations, and Related Programs Appropriations Act, 2023.*)

## Proposed Appropriation Language

### INTERNATIONAL BOUNDARY AND WATER COMMISSION, UNITED STATES AND MEXICO

For necessary expenses for the United States Section of the International Boundary and Water Commission, United States and Mexico, and to comply with laws applicable to the United States Section, including not to exceed \$6,000 for representation expenses, as follows:

#### SALARIES AND EXPENSES

For salaries and expenses, not otherwise provided for, [\$57,935,000] \$64,800,000, of which [\$8,690,000] \$9,720,000 may remain available until September 30, [2024] 2025. (*Department of State, Foreign Operations, and Related Programs Appropriations Act, 2023.*)

# INTERNATIONAL BOUNDARY AND WATER COMMISSION SALARIES AND EXPENSES

## *Resource Summary*

(\$ in thousands)

International Boundary and Water Commission Salaries and Expenses (IBWC S&E)	FY 2022 Actual	FY 2023 Adjusted Enacted	FY 2024 Request	Change from FY2023 Adjusted Enacted
IBWC - Salaries and Expenses	51,970	57,935	64,800	6,865
Positions	253	263	263	-

---

## WHO WE ARE & WHY IT MATTERS

---

The International Boundary and Water Commission (IBWC) is a binational commission established to implement boundary and water treaties and international agreements between the United States and Mexico. IBWC works to resolve binational issues that arise during the application of those treaties and agreements regarding boundary demarcation, national ownership of waters, sanitation, water quality, and flood control in the border region. IBWC consists of a United States Section (USIBWC) and a Mexican Section (MXIBWC), each of which is independently funded and administered by its respective country. USIBWC is headquartered in El Paso, Texas and receives foreign policy guidance from the U.S. Department of State. USIBWC also has a diplomatic liaison located in the Bureau of Western Hemisphere Affairs' Office of Mexican Affairs, and twelve field offices strategically located along the United States-Mexico border for operations and maintenance of both domestic and international works authorized under treaty.

USIBWC is responsible for the overall management and operation of programs, facilities, and infrastructure created according to relevant treaties with Mexico. Supporting the interests of the United States, IBWC operates consistent with the provisions of international agreements and coordinates with Mexico. USIBWC works to develop effective, feasible, sustainable, and environmentally sound solutions to water and boundary issues arising along the nearly 2,000-mile border between the two countries. The border region covers the U.S. States of Texas, New Mexico, Arizona, and California and the Mexican states of Tamaulipas, Nuevo León, Coahuila, Chihuahua, Sonora, and Baja California. Most projects are developed jointly by the U.S. and Mexican sections and require close coordination for their full implementation.

IBWC's mission is to: preserve and demarcate the U.S.-Mexico boundary; protect the health of border residents by preserving the water quality of the Rio Grande, Colorado, and Tijuana Rivers; manage the distribution of the waters of these transboundary rivers between both countries according to applicable international agreements; and protect lives and property from flooding by operating and maintaining international flood control, water conservation, hydropower, and wastewater treatment projects along the southern U.S. border.

IBWC operates and maintains: nearly 100 hydrologic gaging stations; over 20,000 acres of floodplains; 500 miles of levees; 400 miles of channels; two international bridges; four diversion dams; two international storage dams and associated hydroelectric power plants; roughly 700 hydraulic structures; two international wastewater treatment plants; and one-half of all boundary monuments and markers on the land boundary and at international ports of entry. These facilities and works are managed by eight primary area operations offices and four secondary satellite offices; the satellite offices are extensions of primary area operations offices, which are strategically located along the border.

## INTERNATIONAL BOUNDARY AND WATER COMMISSION SALARIES AND EXPENSES

Water quality operations are supported by the San Diego and Nogales Area Operations Offices, which operate and maintain the South Bay and Nogales International Treatment Plants in response to border sanitation problems. IBWC treats over 35 million gallons of raw sewage at the South Bay and Nogales International Wastewater Treatment Plants per day. The other field offices support water conveyance operations, which include flood control, storage, measurement, diversion, and delivery of river waters, including hydroelectric power generation. Every field office is responsible for the preservation and demarcation of the international land and river boundaries within its established area of jurisdiction and responsibility.

---

### JUSTIFICATION OF REQUEST

---

The USIBWC Salaries and Expenses (S&E) account provides for the management, operations, and maintenance of infrastructure and assets established for the control and conservation of river waters, treatment of transboundary wastewater flows, and demarcation of the international boundary between the United States and Mexico. The FY 2024 Request of \$64.8 million proposes an increase of \$6.9 million above the FY 2023 Adjusted Enacted level. This increase includes: \$2.7 million for the 2024 American pay raise and the annualization of the 2023 pay raise; \$2.2 million to offset the inflationary cost escalation of goods and contractual services; and \$2 million to support sludge disposal and levee maintenance.

Additional authority is also being requested for USIBWC to receive funds, including through grants or other funding agreements, from Federal or non-Federal entities to carry out the functions of the United States Section and to study, design, construct, operate, and maintain treatment and flood control works and related structures.

IBWC operates under a functional organizational structure consisting of the following three departments to fulfill its critical mission.

#### **Administration: \$15,030,000**

The FY 2024 Request includes \$15 million for the Administration Activity, which consists of the Agency's Executive Offices and the Administration Department; this is an increase of \$1.5 million over the FY 2023 Adjusted Enacted level. The increase provides for domestic wage and price inflation associated with mission support activities.

The Administration Activity oversees the development and implementation of existing treaties and other agreements addressing international boundary and water issues. The Administration Department engages in reaching new solutions to mitigate problems arising along the boundary before becoming serious bilateral issues, subject to the foreign policy guidance of the Department of State and approval by both governments. USIBWC has the authority to perform its own administrative activities, which include: human resources management; budget; procurement; finance and accounting; payroll; information and records management; and personal property management. These activities are performed using established internal control procedures within local, state, and federal laws and regulations. USIBWC has advanced information management service capabilities and the U.S. section outsources the payroll and financial systems via cross-service agreements with the U.S. Departments of State and Interior.



## **INTERNATIONAL BOUNDARY AND WATER COMMISSION SALARIES AND EXPENSES**

### **Engineering: \$6,420,000**

The FY 2024 Request includes \$6.4 million for the Engineering Activity, which represents a \$520,000 increase over the FY 2023 Adjusted Enacted level. The increase provides for domestic wage and price inflation associated with engineering mission activities.

The Engineering Activity funds one Principal Engineer, as well as the various other engineers, environmental scientists, and technical and clerical staff who are responsible for the development, planning, design, and management of projects, and for conducting engineering surveys, studies, and investigations needed to address international boundary and water problems with Mexico in accordance with existing treaties and agreements.

The Engineering Department performs the strategic planning, project planning and management, environmental management, engineering, land surveying, real property management, and construction functions for the Agency. Technical services include, but are not limited to:

- the preparation, review, and execution of environmental and cultural resources studies;
- water quality monitoring and assessment;
- Geographic Information System (GIS) data management;
- hydrology and hydraulic studies;
- geotechnical investigations;
- engineering designs for new construction and renovation of buildings; and,
- quality assurance and technical expertise during construction of projects, hydraulic and flood control structures, hydroelectric power plant infrastructure, wastewater treatment plant infrastructure, and environmental mitigation.

### **Operations: \$43,350,000**

The FY 2024 Request includes \$43.4 million for the Operations Activity, an increase of \$4.9 million above the FY 2023 Adjusted Enacted level. The increase provides for domestic wage and price inflation of mission operations, maintenance, and repair activities.

The Operations Activity funds one Principal Engineer and operations personnel to manage, secure, operate and maintenance all mission facilities and infrastructure across the 2000-mile U.S. southern border. The Operations Department ensures that mission operations requirements are accomplished in accordance with the various treaties and international agreements concluded between the United States and Mexico. The Operations Department mission requirements include the:

- measurement, accounting, and allocation of 1,300 miles of international river waters between the United States and Mexico, including the operation and maintenance of about 100 hydrologic gaging stations;
- grading and repair of over 500 miles of flood control levee system, including flood gates, and 700 hydraulic structures which cross the levees;
- vegetation control of 20,000 acres of floodplain and levee slopes;
- regular maintenance and repair of four diversion dams and two storage dams, to include the earthen embankment, as well as the steel and concrete portions of the dams;
- operation, maintenance, and repair of the two international wastewater treatment plants, including related wastewater collection, diversion, and conveyance works.
- maintenance, repair, and security surveillance of field office grounds and facilities.

## INTERNATIONAL BOUNDARY AND WATER COMMISSION SALARIES AND EXPENSES

The Operations Department operates and maintains international wastewater treatment plants and flood control systems. It preserves the international river boundary and maintains the monuments and markers demarcating the international land boundary. In addition, the Operations Department conducts all international water accounting in close coordination with the Mexican section. Operations also provides security and safety services to USIBWC personnel stationed and working along the border.

### *Funds by Object Class* (\$ in thousands)

International Boundary and Water Commission Salaries and Expenses (IBWC S&E)	FY 2022 Actual	FY 2023 Adjusted Enacted	FY 2024 Request	Increase/ Decrease
1100 Personnel Compensation	18,400	22,340	24,100	1,760
1200 Personnel Benefits	7,671	9,780	10,509	729
2100 Travel & Trans of Persons	950	1,100	1,100	-
2200 Transportation of Things	50	55	60	5
2300 Rents, Comm & Utilities	6,700	7,300	8,000	700
2400 Printing & Reproduction	8	10	11	1
2500 Other Services	15,541	14,400	17,760	3,360
2600 Supplies and Materials	1,600	1,800	2,000	200
3100 Personal Property	1,000	1,100	1,200	100
4200 Insurance Claims & Indemnities	50	50	60	10
<b>Total</b>	<b>51,970</b>	<b>57,935</b>	<b>64,800</b>	<b>6,865</b>

### *Summary of Budgetary Resources* (\$ in millions)

International Boundary and Water Commission Salaries and Expenses (IBWC S&E)	FY 2022 Actual	FY 2023 Estimate	FY 2024 Request
<b>Budgetary resources:</b>			
<b>Unobligated balance:</b>			
Unobligated balance brought forward, Oct 1	2	4	5
<b>Unobligated balance (total)</b>	<b>2</b>	<b>4</b>	<b>5</b>
<b>Budget authority:</b>			
Appropriation	52	58	65
<b>Appropriations, discretionary:</b>	<b>52</b>	<b>58</b>	<b>65</b>
<b>Spending authority from offsetting collections:</b>			
Collected	9	7	7
<b>Total budgetary resources available</b>	<b>63</b>	<b>69</b>	<b>77</b>

## Proposed Appropriation Language

### INTERNATIONAL BOUNDARY AND WATER COMMISSION, UNITED STATES AND MEXICO

For necessary expenses for the United States Section of the International Boundary and Water Commission, United States and Mexico, and to comply with laws applicable to the United States Section, including not to exceed \$6,000 for representation expenses, as follows:

#### CONSTRUCTION

*(INCLUDES TRANSFER OF FUNDS)*

For detailed plan preparation and construction of authorized projects, [\$53,030,000] \$40,024,000, to remain available until expended, as authorized: *Provided*, That of the funds appropriated under this heading in this Act and prior Acts making appropriations for the Department of State, foreign operations, and related programs for the United States Section, up to [\$5,000,000] \$5,000,000 may be transferred to, and merged with, funds appropriated under the heading "Salaries and Expenses" to carry out the purposes of the United States Section, which shall be subject to [prior consultation with, and] the regular notification procedures of[, ] the Committees on Appropriations: *Provided further*, That such transfer authority is in addition to any other transfer authority provided in this Act. *(Department of State, Foreign Operations, and Related Programs Appropriations Act, 2023.)*

# INTERNATIONAL BOUNDARY AND WATER COMMISSION CONSTRUCTION

## *Resource Summary* (\$ in thousands)

International Boundary and Water Commission - Construction (IBWC - Const)	FY 2022 Actual	FY 2023 Adjusted Enacted	FY 2024 Request	Change from FY 2023 Adjusted Enacted
IBWC - Construction	51,030	53,030	40,024	(13,006)

---

## WHO WE ARE & WHY IT MATTERS

---

The International Boundary and Water Commission (IBWC) is a binational commission established to implement boundary and water treaties and international agreements between the United States and Mexico. IBWC works to resolve binational issues that arise during the application of those treaties and agreements regarding boundary demarcation, national ownership of waters, sanitation, water quality, and flood control in the border region. IBWC consists of a United States Section (USIBWC) and a Mexican Section (MXIBWC), each of which is independently funded and administered by its respective country. USIBWC is headquartered in El Paso, Texas and receives foreign policy guidance from the U.S. Department of State. USIBWC also has a diplomatic liaison located in the Bureau of Western Hemisphere Affairs' Office of Mexican Affairs, and twelve field offices strategically located along the United States-Mexico border for operations and maintenance of both domestic and international works authorized under treaty.

USIBWC is responsible for the overall management and operation of programs, facilities, and infrastructure created according to relevant agreements with Mexico. Supporting the interests of the United States, USIBWC operates pursuant to the provisions of relevant international agreements and coordinates with Mexico and develop effective, feasible, sustainable, and environmentally sound solutions to water and boundary issues arising along the nearly 2,000-mile border between the two countries. The border region covers Texas, New Mexico, Arizona, and California in the United States, and the Mexican states of Tamaulipas, Nuevo León, Coahuila, Chihuahua, Sonora, and Baja California. Most projects are developed jointly by the U.S. and Mexican sections and require close coordination for their full implementation.

USIBWC's mission is to preserve and demarcate the U.S.-Mexico boundary; protect the health of border residents by preserving the water quality of the Rio Grande, Colorado, and Tijuana Rivers; manage the distribution of the waters of these transboundary rivers between both countries according to applicable international agreements; and protect lives and property from flooding by operating and maintaining international flood control, water conservation, hydropower, and wastewater treatment projects along the southern U.S. border.

IBWC operates and maintains nearly 100 hydrologic gaging stations; over 20,000 acres of floodplains; 500 miles of levees; 400 miles of channels; two international bridges; four diversion dams; two international storage dams and associated hydroelectric power plants; roughly 700 hydraulic structures; two international wastewater treatment plants; and one-half of all boundary monuments and markers on the land boundary and at international ports of entry. These facilities and works are managed by eight primary area operations offices and four secondary satellite offices; the satellite offices are extensions of primary area operations offices, which are strategically located along the border.

Water quality operations are supported by the San Diego and Nogales Area Operations Offices, which operate and maintain the South Bay and Nogales International Treatment Plants in response to border sanitation problems. IBWC treats over 35 million gallons of raw sewage at the South Bay and Nogales International Wastewater

## INTERNATIONAL BOUNDARY AND WATER COMMISSION CONSTRUCTION

Treatment Plants per day. The other field offices support water conveyance operations, which include flood control, storage, measurement, diversion, and delivery of river waters, including hydroelectric power generation.

### JUSTIFICATION OF REQUEST

USIBWC Construction account provides for the construction, rehabilitation, and replacement of capital assets and infrastructure, which support and respond to IBWC's mission of accounting and conveyance of river waters, flood control, transboundary water quality, and protecting federal resources and critical infrastructure. The FY 2024 Request of \$40.0 million is a decrease of \$13.0 million below the FY 2023 Adjusted Enacted level. The Request includes \$22.9 million for the Water Management Program, \$4.6 million for the Water Quality Improvement Program, and \$12.5 million for the Resource and Asset Management Program.

Additional authority is also being requested for USIBWC to receive funds, including through grants or other funding agreements, from Federal or non-Federal entities to carry out the functions of the United States Section and to study, design, construct, operate, and maintain treatment and flood control works and related structures.

### *Summary of Projects*

(\$ in thousands)

International Boundary and Water Commission – Construction (IBWC – Construction) Projects	FY 2022 Actual	FY 2023 Adjusted Enacted	FY 2024 Request	Change from FY 2023 Adjusted Enacted
<b>Water Management Program</b>	<b>21,300</b>	<b>29,800</b>	<b>22,924</b>	<b>(6,876)</b>
Reconstruction of American Canal	-	28,000	-	(28,000)
Hydrologic Data Collection System Rehab	-	-	1,300	1,300
Channel Sediment Management	-	-	2,000	2,000
Rio Grande Flood Control System Rehab	20,800	1,800	19,624	17,824
Safety of Rio Grande Dams	-	-	-	-
Tijuana River Levee Rehab	500	-	-	-
<b>Water Quality Program</b>	<b>10,500</b>	<b>6,400</b>	<b>4,600</b>	<b>(1,800)</b>
Tijuana Sewage Treatment Facilities	7,500	6,000	4,000	(2,000)
Nogales Sewage Treatment Plant	-	400	600	200
Nogales Trunkline & IOI Rehab	3,000	-	-	-
<b>Resource &amp; Asset Management Program</b>	<b>19,230</b>	<b>16,830</b>	<b>12,500</b>	<b>(4,330)</b>
Asset Management and Capital Planning	-	5,530	-	(5,530)
Facilities Renovation Program	5,000	1,600	4,500	2,900
Heavy Equipment Replacement Program	7,230	6,100	4,000	(2,100)
Deferred Maintenance and Repairs	5,700	2,300	2,500	200

## INTERNATIONAL BOUNDARY AND WATER COMMISSION CONSTRUCTION

International Boundary and Water Commission – Construction (IBWC – Construction) Projects	FY 2022 Actual	FY 2023 Adjusted Enacted	FY 2024 Request	Change from FY 2023 Adjusted Enacted
Critical Infrastructure Protection	1,300	1,300	1,500	200
<b>Total</b>	<b>51,030</b>	<b>53,030</b>	<b>40,024</b>	<b>(13,006)</b>

### **Water Management (Water Conveyance) Program: \$22.9 million (decrease of \$1.9 million)**

The Water Management Program includes projects that facilitate the conveyance and control of waters of the Rio Grande and Tijuana Rivers for conservation, flood protection, and distribution of waters between the United States and Mexico. USIBWC performs the rehabilitation and improvement of levees, dams, channels and other water conveyance or control structures. The FY 2024 Request, along with remaining unobligated balances, will provide the necessary resources to continue all Water Management Projects as well as any resulting environmental mitigation efforts.

### **Reconstruction of the American Canal: \$0 (decrease of \$28,000,000)**

USIBWC will continue the construction of the American Canal, which will include the remediation of contaminated soil and groundwater. This project provides for the replacement of the American Canal to continue conveyance of U.S. waters. The American Canal, which conveys Rio Grande water resources to U.S. agricultural and municipal users in El Paso, Texas, is beyond its useful life and must be replaced before it collapses. The Rio Grande Flood Control Levee System consists of over 500 miles of levees, floodwalls, and related drainage structures. Improvements are required to address deficient segments of Rio Grande levees to protect the lives and property of U.S. border residents from river floods.

### **Hydrologic Data Collection System Rehabilitation: \$1,300,000 (increase of \$1,300,000)**

The Hydrologic Data Collection System Rehabilitation project will rehabilitate gaging stations along the Rio Grande, Tijuana, and Colorado Rivers, including all structural and data collection components required to measure, collect, and transmit river flow data. USIBWC will replace the Maverick gaging station foot bridge and rehabilitate 10 of 34 cableways.

### **Channel Sediment Management: \$2,000,000 (increase of \$2,000,000)**

USIBWC will remove sediment to restore the Rio Grande at various locations in the Upper Rio Grande. USIBWC will improve deficient segments of the Rio Grande levee system in west and south Texas and restore aquatic habitat sites along the Rio Grande in southern New Mexico. This project provides for removal of accumulated sediment choking the upper Rio Grande channel in the southern New Mexico and western Texas areas. The Channel Sediment Management will provide for sediment removal to restore the Rio Grande and Tijuana River channels.

### **Rio Grande Flood Control System Rehabilitation: \$19,624,000 (increase of \$17,800,000)**

This project addresses deficiencies of the Rio Grande flood control levee system in the United States. This project will provide for the construction of improvements to address deficiencies of the Rio Grande levee system by armoring levees with impermeable material, raising levees to increase freeboard (safety factor), constructing gated

## INTERNATIONAL BOUNDARY AND WATER COMMISSION CONSTRUCTION

structures at channel and levee crossings, installing a concrete slurry trench to prevent sinkholes and under piping, installation of flood gates at roadway crossings, and other improvements to contain floodwaters in the river floodway channel.

### **Safety of Rio Grande Dams: \$0 (no change)**

This project responds to safety and structural improvements required at Rio Grande Dams. The dams on the Rio Grande were constructed between 50 and 85 years ago for the purposes of water conservation and flood control. To ensure safe and reliable operations, these dams require rehabilitation and improvements to address structural and safety deficiencies, as identified during inspections by the U.S. Army Corps of Engineers. USIBWC will continue to design and build improvements responding to safety and structural deficiencies at Anzalduas, Retamal, Falcon, and Amistad Dams. USIBWC will also work with the Mexican section to initiate the construction of preliminary remedial measures where sinkholes exist on the embankment at Amistad International Dam to reduce the risk of a dam failure.

### **Tijuana River Levee Rehabilitation: \$0 (no change)**

This project addresses the deficiencies of the Tijuana River levee system in the United States. The Tijuana River Levee Rehabilitation project will provide improvements to address levee system deficiencies in San Ysidro, California, which protect the southern California community from Tijuana River floods.

### **Water Quality Improvement Program: \$4,600,000 million (decrease of \$1,800,000)**

The Water Quality Improvement Program consists of water quality projects addressing transboundary sanitation problems at San Ysidro, California and Nogales, Arizona. As part of this effort, the United States constructed the South Bay and Nogales International Wastewater Treatment Facilities to capture and treat Mexican sewage flows, which would otherwise flow untreated into the United States through transboundary rivers and streams. IBWC treats about 40 million gallons per day of sewage at both international wastewater treatment plants. The Nogales International Wastewater Treatment Plant (NIWTP) also treats sewage from the U.S. cities of Rio Rico and Nogales, Arizona. The FY 2024 Request will provide support to the following wastewater treatment infrastructure projects:

### **Tijuana Sewage Treatment Facilities Improvements: \$4,000,000 (decrease of \$2,000,000)**

This project responds to the capital requirements at the South Bay International Wastewater Treatment Plant (SBIWTP). Funds will be used to construct improvements and rehabilitate, replace, or upgrade worn and deficient treatment plant facilities and systems at the SBIWTP and NIWTP to ensure proper and compliant operations.

### **Nogales Trunkline and International Outfall Interceptor (IOI) Pipeline Rehabilitation: \$0 (no change)**

This project provides for the rehabilitation of the pipelines, which convey wastewater from Mexico and Nogales, Arizona to the NIWTP in Rio Rico, Arizona. This Request will provide the necessary resources to construct a debris screen, telemetry system, and manhole improvements in the Nogales Trunkline and IOI Pipeline.

## **INTERNATIONAL BOUNDARY AND WATER COMMISSION CONSTRUCTION**

**Nogales Sewage Treatment Plant Improvements:** \$600,000 (increase of \$200,000)

This project addresses the capital requirements needed at the NIWTP to provide more effective, reliable, and efficient sewage treatment operations. USIBWC will also be constructing a sludge drying facility at the NIWTP, which will be supplemented with funds received from the State of Arizona per agreement.

**Resource and Asset Management Program:** \$12.5 million (decrease of \$4,300,000)

The Resource and Asset Management Program includes projects that support the core mission operations. These projects provide for the renovation, upgrade, and/or replacement of field office buildings, physical security systems and assets, and heavy mobile equipment, as well as deferred maintenance and repairs identified in prior years.

**Asset Management and Capital Planning project:** \$0 (decrease of \$5,500,000)

This project provides for a comprehensive assessment of all USIBWC-owned and operated assets, and the development of an agency-wide asset management plan and a twenty-year capital plan. This Request will be applied to continue the agency-wide assessment of existing infrastructure and the development of a comprehensive asset management plan and a capital 20-year improvements plan.

**The Facilities Renovation project:** \$4,500,000 (increase of \$2,900,000)

This project provides for the renovation, modernization, and replacement of deteriorated facilities to meet current mission and safety standards. The FY 2024 Request will provide for the replacement of an administration building at the Las Cruces field office facility. The administrative functions are currently housed within the welding and mechanic shop building, which reduces the available space for welding and heavy mobile. It will also provide the installation of a vessel exclusion barrier at Amistad Dam.

**The Heavy Equipment Replacement project:** \$4,000,000 (decrease of \$2,100,000)

This project provides for the replacement of old heavy mobile equipment, such as tractors, loaders, graders, cranes, etcetera, which are necessary to accomplish the USIBWC mission. This request will replace multiple units of heavy mobile equipment which are at or near the end of their useful lives.

**The Deferred Maintenance and Repairs project:** \$2,500,000 (increase of \$200,000)

This project responds to deferred maintenance and repairs requirements to ensure proper operation of mission-critical assets. The Request will allow USIBWC to address deferred maintenance requirements and repairs of its mission infrastructure and assets along the U.S. southern border.

**The Critical Infrastructure Protection project:** \$1,500,000 (increase of \$200,000)

This project addresses physical security needs at IBWC facilities and critical infrastructure.



# INTERNATIONAL BOUNDARY AND WATER COMMISSION CONSTRUCTION

## *Funds by Object Class* (\$ in thousands)

International Boundary and Water Commission Construction (IBWC – Const)	FY 2022 Actual	FY 2023 Adjusted Enacted	FY 2024 Request	Increase/ Decrease
2500 Other Services	15,640	18,040	12,260	(5,780)
3100 Personal Property	8,530	7,400	5,500	(1,900)
3200 Real Property	26,860	27,590	22,264	(5,326)
<b>Total</b>	<b>51,030</b>	<b>53,030</b>	<b>40,024</b>	<b>(13,006)</b>

## *Summary of Budgetary Resources* (\$ in millions)

International Boundary and Water Commission Construction (IBWC – Const)	FY 2022 Actual	FY 2023 Adjusted Enacted	FY 2024 Request
<b>Budgetary resources:</b>			
<b>Unobligated balance:</b>			
Unobligated balance brought forward, Oct 1	167	138	129
Recoveries of prior year unpaid obligations	1	1	1
<b>Unobligated balance (total)</b>	<b>168</b>	<b>139</b>	<b>130</b>
<b>Budget authority:</b>			
<b>Appropriations, discretionary:</b>			
Appropriation	51	53	40
<b>Appropriation, discretionary (total)</b>	<b>51</b>	<b>53</b>	<b>40</b>
<b>Spending authority from offsetting collections, discretionary:</b>			
Collected	5	1	1
<b>Spending auth from offsetting collections, disc (total)</b>	<b>5</b>	<b>1</b>	<b>1</b>
<b>Budget authority (total)</b>	<b>56</b>	<b>54</b>	<b>41</b>
<b>Total budgetary resources available</b>	<b>224</b>	<b>193</b>	<b>171</b>

## **American Sections**

**International Joint Commission  
International Boundary Commission  
North American Development Bank**

## Proposed Appropriation Language

### AMERICAN SECTIONS, INTERNATIONAL COMMISSIONS

For necessary expenses, not otherwise provided, for the International Joint Commission and the International Boundary Commission, United States and Canada, as authorized by treaties between the United States and Canada or Great Britain, [and for technical assistance grants and the Community Assistance Program of the North American Development Bank, \$16,204,000]~~\$13,505,000~~: Provided, That of the amount provided under this heading for the International Joint Commission, up to [~~\$1,250,000~~]~~\$1,250,000~~ may remain available until September 30, [2024] 2025, and up to \$9,000 may be made available for *official reception and* representation expenses: Provided further, That of the amount provided under this heading for the International Boundary Commission, up to \$1,000 may be made available for *official reception and* representation expenses. (*Department of State, Foreign Operations, and Related Programs Appropriations Act, 2023.*)

# INTERNATIONAL JOINT COMMISSION

## *Resource Summary*

(\$ in thousands)

International Joint Commission (IJC)	FY 2022 Actual	FY 2023 Adjusted Enacted	FY 2024 Request	Change from FY 2023 Adjusted Enacted
International Joint Commission	10,802	10,881	11,087	206
Positions	23	23	23	-

---

---

## WHO WE ARE & WHY IT MATTERS

---

---

The Boundary Waters Treaty of 1909 (BWT) established the International Joint Commission (IJC) as a basic element of United States – Canada relations in the boundary region. The United States and Canada have been successful over the years using the IJC as a model of cooperation in the use of the boundary waters that is unbiased, scientifically based, inclusive and open to public input. Under the BWT, the IJC exercises an additional approval of uses, obstructions or diversions of boundary waters in one country that affect water levels and flows on the other side of the boundary. The IJC conducts studies at the request of and provides advice to the United States and Canadian governments on issues of joint concern. The IJC's main mechanism for providing that advice is through reports and studies in response to references and requests from the two governments. During FY 2022, the IJC and its Boards completed 14 reports, of which 92 percent were completed on time. The IJC anticipates similar levels of effort in FY 2023 and FY 2024.

The IJC also highlights emerging issues of interest to governments and the latest developments in science, engineering and administration that could benefit the management, security or conservation of the boundary waters administered by the two governments. The two governments have also tasked the IJC to assess progress in restoration of water quality in the Great Lakes.

Led by three commissioners from each country, the IJC operates through small section staffs in Washington, D.C. (United States funded) and Ottawa, Canada (Canadian funded), and a binational Great Lakes Regional Office in Windsor, Canada (jointly funded). Currently, 18 active boards and committees, plus various related technical working groups, provide expert advice to the IJC and the two governments. Approximately 200 professionals from government agencies, universities, nonprofit agencies, and industry support this work independently and not as representatives of their respective organizations or countries.

---

---

## JUSTIFICATION OF REQUEST

---

---

The FY 2024 request is \$11.1 million, an increase of \$206,000 above the FY 2023 Adjusted Enacted level. This Request will fund the 2024 American Pay Raise and the Annualization of the 2023 pay raise. The FY 2024 Request will fund the operations of the American Section office of the IJC and support ongoing technical studies and oversight of the operations of structures for which the IJC has responsibility. The Request includes funding for the following activities:

- \$1,600,000 for Great Lakes Regional Office operations;
- \$1,500,000 for monitoring and maintenance of gauges in water bodies in the boundary region;

## INTERNATIONAL JOINT COMMISSION

- \$965,000 for Great Lakes Adaptive Management (GLAM) studies;
- \$800,000 for Review of Orders and Reference Studies and technical work on climate change resiliency in the Columbia, Kootenai, Osoyoos, Red, Souris, St. Croix Rivers and in the Rainy Lake-Lake of the Woods basins;
- \$700,000 for International Watersheds Initiative activities; and
- \$357,000 for the St. Mary and Milk Rivers study on the apportionment of water related to a review of the orders of approval.

Key highlights of funding requested for FY 2024 include the following.

### **Great Lakes Adaptive Management: \$965,000**

The Great Lakes contain 20 percent of the world's fresh water. A total of nearly 40 million Americans and Canadians live in the Great Lakes basin and rely on its water resources. It is a unique ecosystem, that is vitally important to both countries. With an adaptive management approach, IJC monitors system parameters to provide information on the effects of regulation plans for structures on boundary waters and to address other questions that may arise due to changing climatic conditions.

In 2020, the IJC initiated an expedited review of the regulation plan for Lake Ontario-St. Lawrence River outflows. This study followed the implementation of a new regulation plan (Plan 2014) in January of 2017 and two years of record-breaking extreme high-water levels in 2017 and 2019. Water levels in 2021 dropped below the extreme low water levels and were in drought condition. Water levels in 2022 are above average showing a need to continue with the adaptive management studies. The GLAM studies include looking at all components and impacts of the regulation plan – including high and low water levels. The FY 2024 request includes \$200,000 to implement the recommendations from the Lake Ontario Plan 2014 expedited review studies, scheduled to conclude at the end of FY 2023. GLAM Committee's strategic plan includes funding for the decade-long review of Lake Superior Regulation Plan 2012, begun in FY 2021. IJC requests \$765,000 for year three of the United States' share to continue with Lake Superior regulation plan studies.

### **Review of Orders of Approval and Climate Change Resiliency: \$800,000**

In certain basins the IJC's Orders of Approval provide for periodic review – which is subject to concurrence from the governments. The IJC also researches and reports on matters or questions of difference between the two countries when tasked by references. The FY 2024 budget request of \$800,000 will be used for initiating technical, adaptive management and climate change resilience studies in the Columbia River, Kootenai River, Osoyoos River, Red River, Souris River, St. Croix River, and Rainy Lake – Lake of the Woods basins. The IJC is prepared for new and emerging work in the Columbia River and other basins, should Governments task the IJC with assistance in the areas of trans-boundary mining pollution.

### **St. Mary Milk Rivers Water Apportionment Procedures Review: \$357,000**

The Order of Approval for the apportionment of St. Mary and Milk Rivers waters between the United States and Canada dates to 1921 and is long overdue for a review. Over most of the life of this order the United States has received less than half of the flows of the two rivers, especially in dry years, though the treaty provides for equal apportionment. The IJC's Accredited Officers for the St. Mary and Milk developed a plan of study \$2.8 million over four years, split evenly between the United States and Canada. \$357,000 will be used for the United States' share for year four of the study.

## INTERNATIONAL JOINT COMMISSION

### *Funds by Object Class*

(\$ in thousands)

International Joint Commission (IJC)	FY 2022 Actual	FY 2023 Adjusted Enacted	FY 2024 Request	Increase/ Decrease
1100 Personnel Compensation	3,532	3,455	3,535	80
1200 Personnel Benefits	662	672	687	15
2100 Travel & Trans of Persons	360	350	350	-
2300 Rents, Comm & Utilities	104	87	87	-
2400 Printing & Reproduction	59	46	46	-
2500 Other Services	6,020	6,194	6,305	111
2600 Supplies and Materials	55	68	68	-
3100 Personal Property	10	9	9	-
<b>Total</b>	<b>10,802</b>	<b>10,881</b>	<b>11,087</b>	<b>206</b>

### *Summary of Budgetary Resources*

(\$ in millions)

International Joint Commission (IJC)	FY 2022 Actual	FY 2023 Estimate	FY 2024 Request
<b>Budgetary resources:</b>			
<b>Unobligated balance:</b>			
Unobligated balance brought forward, Oct 1	-	-	-
<b>Unobligated balance (total)</b>	-	-	-
<b>Budget authority:</b>			
Appropriation	11	11	11
<b>Appropriations, discretionary:</b>	<b>11</b>	<b>11</b>	<b>11</b>
<b>Total budgetary resources available</b>	<b>11</b>	<b>11</b>	<b>11</b>

# INTERNATIONAL BOUNDARY COMMISSION

## *Resource Summary*

(\$ in thousands)

International Boundary Commission (IBC)	FY 2022 Actual	FY 2023 Adjusted Enacted	FY 2024 Request	Change from FY 2023 Adjusted Enacted
International Boundary Commission	2,304	2,323	2,418	95
Positions	8	8	8	-

---

## WHO WE ARE & WHY IT MATTERS

---

The primary mission of the International Boundary Commission (IBC) is to maintain an “effective” (cleared and well-marked) boundary between the United States and Canada, as mandated by the 1925 Treaty of Washington.

An effectively marked boundary between the United States and Canada ensures the sovereignty of each nation over its territory by clearly establishing where one’s rights and responsibilities end and the other’s begin, thus virtually eliminating the potential for serious and costly boundary disputes. The IBC began a resurvey of the entire boundary in 1995 to convert all the North American Datum 27 (NAD27) map coordinates that currently define the boundary over to NAD 83 positions, as NAD 83 has been adopted as the standard for both the United States and Canada. These surveys are being used to update the 256 “Official Boundary Maps.”

To achieve its primary objective, the IBC has established a 15-year maintenance schedule for the entire U.S.-Canadian boundary (5,525 miles) as the primary performance measure of the effectiveness of the Commission, with all boundary maintenance being accomplished jointly with Canada. Although the boundary was cleared, surveyed, and marked years ago, a cyclical program of maintenance is required to sustain an effective boundary line. Continuous maintenance is necessary due to the deterioration and destruction of boundary monuments, as well as the overgrowth of brush and timber obstructing the 20-foot-wide vista.

Without the use of herbicide, the cost of clearing high-growth areas continues to increase. In addition, new security concerns along the boundary have caused the IBC to alter project priorities and maintenance cycles in some areas, while accelerating the maintenance cycle in more high traffic areas. Where required, helicopter support usage have doubled the cost of some projects over the last ten years.

Such disruptions skew project planning and increase the chances for miscommunication between governments. If left unattended, the costs to recover a “lost” boundary due to cycle disruptions would escalate rapidly.

While the IBC is not formally involved with security, the organization’s goals would be aligned with the Joint Strategic Plan’s (JSP) Goal 1: “Protect America’s Security at Home and Abroad.”

---

## JUSTIFICATION OF REQUEST

---

A well-marked and maintained boundary enables federal, state, and local law enforcement agencies to accomplish their duties more effectively. It also ensures that persons arriving at the boundary anywhere along its length will know which country they are in and, therefore, what laws they need to observe. An ambiguous boundary line

## INTERNATIONAL BOUNDARY COMMISSION

would needlessly complicate and disrupt the business of government and private industry, as well as the lives of the people living and working along it.

The FY2024 request is \$2.4 million, an increase of \$95,000 above the FY 2023 Adjusted Enacted level. The Budget will support: the 2024 American Pay Raise; annualization of the 2023 pay raise; and support costs for the Washington, DC office and three 3 field offices located in Great Falls, MT, Thief River Falls, MN and Houlton, ME.

### **Boundary Maintenance Projects**

The Request will provide funding for IBC's 15-year maintenance cycle of the boundary, which is the Commission's metric for success. The FY 2024 Request will fund the IBC operations and six boundary maintenance projects:

Projects	Amount
St Francis River (ME/QC): Monument maintenance	\$ 60,000
St John River (ME/QC): Surveys and Monument maintenance	\$176,000
49th Parallel (ND/MB): Vista clearing and monument maintenance	\$200,000
49th Parallel (WA,ID,MT/AB): Vista clearing and monument maintenance	\$500,000
Boundary Bay (WA/BC): Range Towers maintenance	\$ 25,000
Passamaquoddy Bay Range (ME/NB) Mark maintenance and vista clearing	\$ 20,000
<b>Total</b>	<b>\$981,000</b>

### **Mapping Projects**

The FY 2024 Request provides \$50,000 to support mapping and the Geographic Information System development. This funding will be required to update maps every year, as mandated by treaty. The findings will populate and maintain the GIS system on a yearly basis and any additional surveys to support the program.

### **Equipment Lifecycle Program**

This Request includes \$77,000 for one pickup truck and equipment for the IBC's Minnesota Field Office.



# INTERNATIONAL BOUNDARY COMMISSION

## *Funds by Object Class*

(\$ in thousands)

International Boundary Commission (IBC)	FY 2022 Actual	FY 2023 Adjusted Enacted	FY 2024 Request	Increase/ Decrease
1100 Personnel Compensation	756	768	802	34
1200 Personnel Benefits	229	236	241	5
2100 Travel & Trans of Persons	107	107	107	-
2300 Rents, Comm & Utilities	100	100	100	-
2500 Other Services	968	1,010	1,031	21
2600 Supplies and Materials	60	60	60	-
3100 Personal Property	84	42	77	35
<b>Total</b>	<b>2,304</b>	<b>2,323</b>	<b>2,418</b>	<b>95</b>

# NORTH AMERICAN DEVELOPMENT BANK

## *Resource Summary*

(\$ in thousands)

North American Development Bank (NADB)	FY 2022 Actual	FY 2023 Adjusted Enacted	FY 2024 Request	Change from FY 2023 Adjusted Enacted
North America Development Bank	1,902	3,000	-	(3,000)

---

---

## WHO WE ARE & WHY IT MATTERS

---

---

On November 10, 2017, the Border Environment Cooperation Commission (BECC) and the North American Development Bank (NADB) were merged into one international organization. The BECC became a standing subsidiary component within NADB called the Community Assistance Program (CAP) and works with, and through, the NADB to implement its functions. Both entities were originally created by the Governments of the United States and Mexico to address the environmental infrastructure needs in the border region between the countries. Through the CAP program, NADB offers grants to support the implementation of critical environmental infrastructure projects for public entities with limited capacity to incur debt in low-income communities in the border region.

To effectuate the 2017 merger, the United States and Mexico entered into a Second Protocol of Amendment to the, “Agreement between the Government of the United States of America and the Government of the United Mexican States Concerning the Establishment of a Border Environment Cooperation Commission and a North American Development Bank” (the Agreement). The Agreement first entered into force in 1993 and was previously amended in 2002.

---

---

## JUSTIFICATION OF REQUEST

---

---

The FY 2024 Request does not include continued State Department funding for the NADB and the subsidiary CAP, a decrease of \$3 million from previous levels. The program was integrated into the North American Development Bank (NADB) on November 10, 2017, and CAP activities can be supported by the NADB through private partnerships without relying on a specific State Department appropriation.

## *Funds by Object Class*

(\$ in thousands)

North American Development Bank (NADB)	FY 2022 Actual	FY 2023 Adjusted Enacted	FY 2024 Request	Increase/ Decrease
4100 Grants, Subsidies & Contributions	1,902	3,000	-	(3,000)
<b>Total</b>	<b>1,902</b>	<b>3,000</b>	<b>-</b>	<b>(3,000)</b>

## Proposed Appropriation Language

### INTERNATIONAL FISHERIES COMMISSIONS

For necessary expenses for international fisheries commissions, not otherwise provided for, as authorized by law, [~~\$65,719,000~~]~~\$53,804,000~~: *Provided*, That the United States share of such expenses may be advanced to the respective commissions pursuant to section 3324 of title 31, United States Code. (*Department of State, Foreign Operations, and Related Programs Appropriations Act, 2023.*)

# INTERNATIONAL FISHERIES COMMISSIONS

## *Resource Summary*

(\$ in thousands)

International Fisheries Commissions (IFC)	FY 2022 Actual	FY 2023 Adjusted Enacted	FY 2024 Request	Change from FY 2023 Adjusted Enacted
International Fisheries Commissions	62,846	65,719	53,804	(11,915)

---

## WHO WE ARE & WHY IT MATTERS

---

The International Fisheries Commissions are a cornerstone of U.S. strategic efforts to support inclusive and sustainable economic growth and opportunity for communities around the globe. Through them, the United States advances a shared vision to ensure economic prosperity, promote conservation, and strengthen global partnerships through the sustainable management of fisheries and protection of their related ecosystems in the ocean, polar regions, and Great Lakes.

The fisheries resources covered by the bilateral and multilateral commissions within the account span national borders or exist beyond any national jurisdiction; the United States cannot effectively manage them alone. These bodies enable the United States to work with other countries to coordinate scientific study of shared resources and their habitats and establish common measures to be implemented by member governments. Many also oversee the allocation of member nations' fishing rights. U.S. leadership drives science-based conservation and management measures to regulate the global fishing industry, leveling the playing field and promoting growth and job creation for U.S. fishers. They contribute to U.S. efforts to build resilient ecosystems, mitigate climate change, and support global food security. Most were established by treaties and agreements negotiated by the United States and ratified by the President, with the advice and consent of the Senate.

The commercial and recreational fisheries managed by these organizations generate between \$12 to \$15 billion in annual U.S. income, and support over one million full- and part-time jobs throughout the country. In the Great Lakes region alone, these fisheries provide at least \$7 billion annually to bordering states and support hundreds of thousands of direct and associated jobs.

As a result of the ongoing work through these commissions, formerly depleted areas are yielding sustainable catches for U.S. fishers, and key populations are recovering. Through the regional fisheries commissions, the United States and other member countries also implement joint high-seas fisheries monitoring, control, and surveillance programs that are essential to fight illegal, unreported and unregulated (IUU) fishing. In addition to reducing the billions of dollars lost annually due to IUU fishing, these activities support improved maritime security and surveillance to combat other sorts of illegal activities at sea.

Some commissions have also established documentation schemes to track trade in key fish stocks and ensure that IUU-caught fish stay off the market. For example, the catch documentation system implemented through the Commission for the Conservation of Antarctic Marine Living Resources was a key tool that slashed levels of illegal fishing in the Southern Ocean, which had once been estimated to be over six times the authorized reported catch. By strengthening oversight and control of activities at sea and supporting sustainable, continued U.S. access to shared fisheries resources, work through these commissions aligns with the Joint Strategic Plan's (JSP) Goal 2, "Promote global prosperity and shape an international environment in which the United States can thrive."

# INTERNATIONAL FISHERIES COMMISSIONS

---

## JUSTIFICATION OF REQUEST

---

The FY 2024 request of \$53.8 million will fund the United States' anticipated treaty-mandated assessments and other expenses to 19 international commissions and organizations. This represents a decrease of \$11.9 million from FY 2023. Funds are required to maintain U.S. leadership and good standing – and in many cases voting privileges – in each, to advance the interests of the United States and our diverse stakeholders. In addition, the request includes \$155,000 to support the participation of non-government U.S. commissioners to the various commissions. The U.S. commissioners are appointed by the President and are responsible to the Secretary of State in carrying out their duties. Pursuant to the U.S. implementing legislation enacted in respect of each of these bodies, commissioners receive transportation expenses and per diem while engaged in this work. The list of the specific commissions and organizations funded under this account is unchanged from previous years.

**Inter-American Tropical Tuna Commission (IATTC):** \$1.75 million for the U.S. share of commission operations, including work to conserve and manage tuna and other fish stocks in the eastern Pacific Ocean. IATTC will also continue to administer the International Dolphin Conservation Program, which has successfully reduced dolphin mortality in eastern tropical Pacific tuna fisheries by 98% since the 1990s. This request is unchanged from FY 2023.

**Great Lakes Fishery Commission (GLFC):** \$38 million to fund the U.S. share of commission operations and sea lamprey control activities within the Great Lakes. The request will fund the continued work under the Congressionally-mandated multi-year strategy and spending plan to improve and modernize the aging infrastructure intended to control the spread of parasitic, invasive sea lamprey in the Great Lakes. It is a decrease of \$11.9 million from FY 2023 funding levels, which included funds for sea lamprey control activities in other lakes within the broader, interconnected Great Lakes ecosystem that are outside of the treaty mandate of GLFC. The GLFC's binational control program has successfully reduced sea lamprey populations in most areas of the Great Lakes by 90%; effectively preserving the lakes' \$7 billion fishing industry.

This program's success is threatened by the continued reliance on deteriorating dams and chemical use. Deploying new infrastructure to block and sort species traveling up-river and throughout the lake systems will allow fisheries managers to lower their dependence on chemical lampricides, the current preferred method to control lamprey, as well as deter other invasive species, such as Asian Carp, from spreading. Additional efforts to modernize existing barriers, traps, and community outreach will enhance the fight against invasive species and safeguard the valuable fisheries and aquatic resources.

This request will also support the workload from ongoing collaboration among multiple government and private-sector entities on both sides of the U.S.-Canada border to prevent invasive Asian Carp from entering the Great Lakes via the Mississippi River. Without full funding of these core Commission activities, there is a significant risk of undermining the GLFC's decades of successful efforts to conserve commercially significant trout, salmon, walleye, sturgeon, and whitefish stocks.

**International Pacific Halibut Commission (IPHC):** \$4.9 million to meet the U.S. share of the bilateral budget and the cost of the Secretariat's office space. The request includes an increase of \$138,000 reflecting an anticipated 3% increase to the U.S. assessed contribution and the terms of the new long-term lease for the Secretariat's office space. The base funding for the IPHC provides for rigorous and comprehensive annual stock to ensure the sustainable management of Pacific halibut, a resource that contributes \$700 million per year to the U.S. economy. The IPHC is one of the most successful fisheries management commissions in the world,

## INTERNATIONAL FISHERIES COMMISSIONS

managing a resource important to commercial harvests and extensive guided and recreational fishing in coastal communities from northern California to the Aleutian Islands.

**Pacific Salmon Commission (PSC):** \$5.5 million to fund the U.S. share of joint PSC expenses, compensation to non-governmental U.S. commissioners, panel members, and alternates while conducting PSC duties, and for travel and expenses of U.S. participants as required under the Pacific Salmon Treaty Act. This request is \$106,000 lower than FY 2023 and reflects the anticipated amount needed to meet the U.S. dues commitment under a long-term funding plan agreed by the two parties, as well as funds to replenish the now-exhausted Fraser River Test Fishing Revolving Fund, which supports shared river stocks covered by the Treaty. The request will support the implementation of agreed stock management measures, including test fishing needed to monitor the size and distribution of the various salmon stocks. Salmon fishing in Alaska, Washington, and Oregon is a \$1 billion industry and contributes tens of thousands of jobs for Americans engaged in tribal, commercial, and recreational fisheries and related activities.

**Other Marine Conservation Organizations:** \$3.7 million to pay the anticipated U.S. share of the remaining 15 organizations' agreed operating budgets and associated obligations. It includes an increase of \$53,000 over FY 2023 to meet projected inflationary and/or exchange rate adjustments to the U.S. assessed contributions to the Arctic Council, the International Commission for the Conservation of Atlantic Tunas (ICCAT), the International Council for the Exploration of the Sea (ICES), the North Pacific Anadromous Fish Commission (NPAFC), and the South Pacific Regional Fisheries Management Organization (SPRFMO). It also includes two increases that reflect a return to normal funding levels following the disruptions to in-person meetings resulting from the COVID-19 pandemic: an additional \$40,000 for International Sea Turtle Conservation activities, and \$4,000 increase to support travel by the appointed private-sector U.S. commissioners. These increases are offset by the reduction in the amount requested for the North Pacific Marine Science Organization (PICES), reflecting a return to normal levels after a short-term increase to meet costs associated with the United States hosting the 2023 PICES annual meeting.

### ***Funds by Program Activity***

(\$ in thousands)

International Fisheries Commissions (IFC)	FY 2022 Actual	FY 2023 Enacted	FY 2024 Request	Increase / Decrease
<b>Inter-American Tropical Tuna Commission (IATTC)</b>	1,900	1,750	1,750	0
<b>Great Lakes Fishery Commission (GLFC)</b>	47,060	50,000	38,000	(12,000)
<b>International Pacific Halibut Commission (IPHC)</b>	4,762	4,762	4,900	138
<b>Pacific Salmon Commission (PSC)</b>	5,500	5,583	5,477	(106)
<b>Other Marine Conservation Organizations</b>	3,624	3,624	3,677	53
Arctic Council	125	125	150	25
Antarctic Treaty Secretariat (ATS)	62	62	62	0
Commission for the Conservation of Atlantic Marine Living Resources (CCAMLR)	130	130	130	0
Expenses of the U.S. Commissioners	151	146	155	9
Int'l Commission for the Conservation of Atlantic Tunas (ICCAT)	350	350	370	20

## INTERNATIONAL FISHERIES COMMISSIONS

International Fisheries Commissions (IFC)	FY 2022 Actual	FY 2023 Enacted	FY 2024 Request	Increase / Decrease
Int'l Council for the Exploration of the Sea (ICES)	225	225	236	11
International Sea Turtle Conservation Programs	200	160	200	40
International Shark Conservation Program	100	100	100	0
International Whaling Commission (IWC)	185	185	185	0
North Atlantic Salmon Conservation Org. (NASCO)	70	45	45	0
North Pacific Anadromous Fish Commission (NPAFC)	205	190	195	5
North Pacific Fisheries Commission (NPFC)	100	100	100	0
North Pacific Marine Science Organization (PICES)	151	226	159	(67)
Northwest Atlantic Fisheries Organization (NAFO)	220	230	230	0
South Pacific Regional Fisheries Management Organization (SPRFMO)	100	100	110	10
Western & Central Pacific Fisheries Commission (WCPFC)	1,250	1,250	1,250	0
<b>Total</b>	<b>62,846</b>	<b>65,719</b>	<b>53,804</b>	<b>(11,915)</b>

### *Funds by Object Class* (\$ in thousands)

International Fisheries Commissions (IFC)	FY 2022 Actual	FY 2023 Adjusted Enacted	FY 2024 Request	Increase / Decrease
4100 Grants, Subsidies & Contributions	62,846	65,719	53,804	(11,915)
<b>Total</b>	<b>62,846</b>	<b>65,719</b>	<b>53,804</b>	<b>(11,915)</b>

### *Summary of Budgetary Resources* (\$ in millions)

International Fisheries Commissions (IFC)	FY 2022 Actual	FY 2023 Adjusted Enacted	FY 2024 Request
<b>Budget authority:</b>			
<b>Appropriations, discretionary:</b>			
Appropriation	63	66	54
<b>Appropriation, discretionary (total)</b>	<b>63</b>	<b>66</b>	<b>54</b>
<b>Total budgetary resources available</b>	<b>63</b>	<b>66</b>	<b>54</b>

## **RELATED PROGRAMS**

**The Asia Foundation  
East-West Center  
National Endowment for Democracy**



## Proposed Appropriation Language

### THE ASIA FOUNDATION

For a grant to The Asia Foundation, as authorized by The Asia Foundation Act (22 U.S.C. 4402), [\$22,000,000] \$23,000,000, to remain available until expended. (*Department of State, Foreign Operations, and Related Programs Appropriations Act, 2023.*)

# THE ASIA FOUNDATION

## *Resource Summary*

(\$ in thousands)

The Asia Foundation (TAF)	FY 2022 Actual	FY 2023 Adjusted Enacted	FY 2024 Request	Change from FY 2023 Adjusted Enacted
The Asia Foundation	21,500	22,000	23,000	1,000

---

---

## WHO WE ARE & WHY IT MATTERS

---

---

The Asia Foundation (TAF) is a non-governmental organization (NGO) that advances U.S. interests in the Indo-Pacific region. TAF solves local and regional problems in cooperation with Asian partners through a network of 18 offices in the Indo-Pacific. TAF has local credibility, a nuanced understanding of the issues facing each country, and strong relationships with host governments, local NGOs, and both the American and Asian private sectors. TAF's work focuses on good governance, economic reform and development, women's empowerment, climate action, and peaceful international relations.

TAF has operated throughout the Indo-Pacific for 69 years, including in countries and regions significant to U.S. interests such as Indonesia, Thailand, China, the Philippines, Pacific Islands, and India. TAF's longstanding field offices and expert country representatives are unique and proven resources for the U.S. Government (USG), Congress, and the American business sector, all of which seek TAF's expertise to identify trends and needs on the ground, deliver programs, and rapidly respond to urgent governance and economic priorities. TAF mobilizes quickly, makes strategic grants to reformers, and has an immediate impact while laying the groundwork for longer term strategies that support U.S. foreign policy objectives.

The statutory authorization for an annual appropriation is provided for in The Asia Foundation Act of 1983, "in recognition of the valuable contributions of the Asia Foundation to long-range United States foreign policy interests." While TAF leverages project resources from non-USG sources, multiplying the effect of American taxpayer dollars fourfold, its annual appropriated funds remain TAF's most important funding source, ensuring flexibility to address evolving needs in the Indo-Pacific and maintain its network of field offices. TAF implements effective, evidence-based programs with low operating costs, pursuing innovation and embracing new technology.

TAF's programs align with the U.S. national interest priorities and represent a tangible way to demonstrate U.S. commitment in the Indo-Pacific, while also delivering cost-effective programs that improve and advance U.S.-Asian relations and development objectives. TAF focuses on country and regional programs that contribute to stability and advance American interests in the Indo-Pacific region, by strengthening democratic institutions and civil society; improving governance and the rule of law; countering violent extremism; combatting corruption; promoting transparency, accountability, and economic opportunities for businesses; and increasing women's empowerment and entrepreneurship.

TAF contributes to regional security by convening dialogues and exchanges. TAF's regional programs address shared problems within ASEAN, South, and Northeast Asia, and foster stronger informal U.S.-Asian dialogue on key trans-border issues, governance practices, and economic policy.

TAF advances American influence and contributes to strong U.S.-Asia relations. For decades, leaders from across the spectrum of government, civil society and the private sector have benefited from TAF programs,

## THE ASIA FOUNDATION

through books in their local schools, grants for education abroad, and investment in their professional development. This paved the way for better security cooperation, improved governance, and economic reforms that have led to prosperity for Asian and American citizens. TAF is the sole American NGO convener for an Asian donors series that includes India, China, Thailand, Korea, and Malaysia, which informs awareness of development priorities, best practices, and transparency.

---

### JUSTIFICATION OF REQUEST

---

TAF's FY 2024 Request is \$23 million, an increase of \$1.0 million above FY 2023 Adjusted Enacted. In FY 2024, TAF will advance programs that align with U.S. priorities in the Indo-Pacific region.

TAF will continue bolstering its presence in the Pacific Islands region through its recently established Fiji office. In FY 2024, TAF will prioritize enhanced programming in the Pacific Islands by continuing to partner with both country and regional organizations, including: working with Pacific Island Forum (PIF), The Pacific Community (SPC), and other regional bodies; partnering with dynamic government agencies and officials, civil society organizations, business leaders, universities, women and youth leaders, and technology innovators at the country level; and facilitating multi-stakeholder and multi-country collaboration to address priority regional issues.

TAF's three major priorities in the Pacific will be:

- Navigating geostrategic challenges and supporting Pacific regionalism, including: international aid and investment; facilitation of broader public voice in policymaking; and improvements in internet security, cyberspace, and digitalization.
- Promoting rights, equality, and leadership of Pacific women, including counter-trafficking and disaster risk reduction.
- Strengthening Pacific resilience, including the future of work/digital upskilling, green growth promotion, improved health and welfare, and increased literacy.

Through its expansive programs and activities, TAF will:

- address continued issues with economic dislocation post-pandemic, including efforts to improve unequal access to services for marginalized populations; training in new digital skills to help unemployed workers; and the gendered impacts of the pandemic; work with both the private sector to expand training programs and with the U.S. Department of Commerce on the Indo-Pacific Economic Framework (IPEF) Upskilling Initiative, to document program successes.
- address transnational challenges in South Asia, including customs reform, climate resilience, trans-boundary water governance, labor migration, and anti-trafficking.
- support reform-minded leaders in their efforts to: increase transparency and fiscal responsibility; improve urban governance and service delivery; and counter extremism.
- work to strengthen regional institutions, including working with the ASEAN Secretariat on regional development policy.
- pursue new strategies of engagement in Afghanistan after the Taliban takeover and continue to work with former staff on their status outside of the country.
- undertake action-based research to ensure efficacy of its investments and inform activities across the region, including the execution of perception surveys; studies of conflict, violence, and gender equality; economic scorecards; and rapid assessments on the economic impacts of the pandemic, natural disaster relief, and other critical issues facing countries in the region.
- expand the popular *Let's Read* e-library.

## THE ASIA FOUNDATION

- address democracy and governance challenges, the rights of women, counter-trafficking, post-COVID-19 impacts, civil society support, leadership development for young diplomats, climate action, and resilience.

TAF will maintain its office network in 18 countries. While COVID-19 restrictions are being lifted, travel is still restricted and entry to some countries remains uncertain. However, TAF offices remain in place and staff continue to actively engage local communities.

TAF will continue to leverage resources from other non-USG donors, as the Foundation has done in the past. TAF sustains its efficient program-to-operating-cost ratio and leverages funds from non-USG sources, such as bilateral and multilateral agencies and the private sector. TAF raises four dollars for every dollar of direct appropriations it receives and also mobilizes in-kind contributions and partnerships with foundations and corporations. TAF's low operating costs are reflected by TAF's Negotiated Indirect Cost Rate Agreement (NICRA). At 18.51 percent of direct costs, the NICRA rate guarantees that over 80 percent of appropriated funds are used for program activities.

### *Sources of Revenue*

Funding Source (\$ in thousands)	FY 2021 Actual	FY 2022 Actual	FY 2023 Projected
Congressional Appropriation	20,000	21,500	22,000
USAID	19,635	18,375	26,840
Other US Government	13,592	13,442	11,063
Multilateral	3,257	2,395	2,362
Other Bilateral Government	33,652	34,887	32,848
Private Individuals and Corporations	7,605	10,109	10,607
In-Kind Contributions	1,854	2,725	7,540
<b>Total</b>	<b>99,594</b>	<b>103,433</b>	<b>113,260</b>

TAF carefully monitors its programs to ensure their impact and effectiveness. This is achieved by providing partners with financial training in funds management and accountability, as well as setting indicators through specific project frameworks using baselines established by TAF surveys and focus groups. TAF's Evaluation and Learning Unit will continue to conduct country program impact evaluations to improve monitoring and evaluation of its programs, including reviewing best practices and lessons learned from project activities.

The Asia Foundation represents a reliable, cost-effective U.S. presence in the Asia Pacific region. Its continued activity is a signal of sustained American commitment to the region at a time when stability and predictability in key U.S. relationships with Asian partners are more important than ever.

### *Funds by Object Class*

(\$ in thousands)

The Asia Foundation (TAF)	FY 2022 Actual	FY 2023 Adjusted Enacted	FY 2024 Request	Increase/ Decrease
4100 Grants, Subsidies & Contributions	21,500	22,000	23,000	1,000
<b>Total</b>	<b>21,500</b>	<b>22,000</b>	<b>23,000</b>	<b>1,000</b>

## **Proposed Appropriation Language**

### **EAST-WEST CENTER**

To enable the Secretary of State to provide for carrying out the provisions of the Center for Cultural and Technical Interchange Between East and West Act of 1960, by grant to the Center for Cultural and Technical Interchange Between East and West in the State of Hawaii, [\$22,000,000] \$22,255,000. (*Department of State, Foreign Operations, and Related Programs Appropriations Act, 2023.*)

# EAST-WEST CENTER

## *Resource Summary*

(\$ in thousands)

East-West Center (EWC)	FY 2022 Actual	FY 2023 Adjusted Enacted	FY 2024 Request	Change from FY 2023 Adjusted Enacted
East-West Center	19,700	22,000	22,255	255

---

---

## WHO WE ARE & WHY IT MATTERS

---

---

The Center for Cultural and Technical Interchange between East and West (East-West Center or EWC) was established by an act of Congress as part of the Mutual Security Act of 1960. The EWC's mission is to promote better relations and understanding between the United States and the nations of Asia and the Pacific through cooperative study, training, and research.

As an independent, non-governmental organization with its main campus in Hawaii, the EWC has a unique connection with the Indo-Pacific, particularly Pacific Island nations. Given this fact, the East-West Center is distinctly well positioned to serve as the Indo-Pacific's premiere institution for developing and equipping a network of leaders to solve critical challenges of common concern.

Having promoted U.S. foreign policy interests and people-to-people engagement in the Indo-Pacific region through targeted programs for more than 60 years, the East-West Center continues to foster understanding of U.S. policies and values, build networks, and leverage funds through hundreds of institutional partnerships in the United States and 80 countries.

The EWC trains and equips current and future leaders to achieve collaborative solutions to social, economic, environmental, and security issues at the local, national, and regional level. These efforts demonstrate why the United States matters to current and emerging Indo-Pacific leaders, as well as why the Indo-Pacific matters to the United States; the East-West Center achieves the latter by leveraging its longstanding programmatic interactions and continuing engagement with all Indo-Pacific nations to better inform American citizens and policymakers about the region's varied needs, concerns, and challenges.

In accordance with U.S. priorities, the EWC builds connections through leadership engagement programs that address global health, climate change, education, and governance. The EWC's work:

- Contributes to the development of sustainable solutions to the most challenging issues in the Indo-Pacific on the local, national, and regional levels;
- Deepens long-standing cooperation by convening high-level engagements on issues of regional concern, including, but not limited to, health, climate, environment, and gender equity and equality;
- Facilitates solutions to elements of the climate crisis through research, education, and dialogue; and,
- Supports good governance through the promotion of democratic values and respect for human rights.

EWC activities supplement and complement, but do not duplicate, the role of the Department and other federal agencies.

# EAST-WEST CENTER

---

## JUSTIFICATION OF REQUEST

---

The FY 2024 Request is \$20.3 million, \$255,000 above the FY 2023 Adjusted Enacted level. The FY 2024 funding is essential for meeting infrastructure and operations costs, thereby providing necessary support for the EWC to leverage other partnerships and funds. The Budget also contains funding for the continuation of current programming, as well as a new Pacific leadership training program.

The East-West Center is an extension of U.S. national efforts to create space for diverse voices from the Pacific, Asia, and the United States to cooperatively discover solutions for complex regional problems. The EWC has helped equip global leaders over the past six decades, and these leaders now have deep ties to the United States, its allies, and partners. Equally important, the EWC's U.S. alumni bring international skills and perspectives to communities across the United States.

Reflective of the Center's range of influence and depth of commitment to achieving U.S. strategic goals in the region, the EWC has hosted heads of state and global leaders to address difficult challenges in the Indo-Pacific.

The Center's Pacific Islands Development Program (PIDP) and the Pacific Islands Matter for America (PIMA) series are premiere programs that promote regional exchanges and cooperation. PIDP supports the Pacific Islands Conference of Leaders, which is the only convening body of Pacific Islands Heads of State that includes U.S. voices: Hawaii, Guam, the Commonwealth of the Northern Mariana Islands (CNMI), and American Samoa are members. In addition, high-level U.S. Government representation at the PIDP is frequent, and has included the President and the Secretary of State. Reflective of the program's efficacy, in 2022 the Pacific Islands Forum voted that the PIDP become a full member of the Council of Regional Organisations of the Pacific (CROP), widening PIDP's scope and influence in the Pacific region.

Complementing these efforts, the PIMA initiative includes a print publication and interactive website that maps and analyzes interactions between the United States and Pacific Island countries across such issues as: trade; investment; employment; business; diplomacy; security; education; tourism; and people-to-people connections. These products represent the only known publicly available tracker of these relations on a national and local level.

Even as the Indo-Pacific region grows in importance from security and development perspectives, U.S. educational opportunities for Pacific Islanders are limited due to lack of resources. For example, during FY 2022 the East-West Center received 318 applications for the Congressionally mandated U.S. South Pacific Scholarship program, but the Center could only fund 3 of these highly qualified candidates. To address this need, the FY 2024 Budget also includes support for an additional cohort, for a total of two cohorts of 20 participants, thereby filling a critical gap in Pacific Islanders' educational and professional opportunities in the U.S.

Through its work across the region, the EWC has noted that the Indo-Pacific is increasingly impacted by climate and regional political pressures, leading to unsustainable economic development and challenges to national sovereignty. Global climate change alone has already had detrimental effects on food and water security, health, and economies in the Pacific. When combined with the rising influence of authoritarian regimes in developing democracies, the critical need for a neutral space to advance the values of free and open societies, transparency, equity, and inclusion is increasingly apparent. To provide such a neutral space, the East-West Center's portfolio includes the following elements:

## **EAST-WEST CENTER**

### **U.S. Regional Engagement Through Student Scholarships, Professional Development, and Research**

In accordance with the Administration's Indo-Pacific Strategy to restore U.S. leadership, reinvigorate the country's alliances, and modernize global partnerships, the EWC maintains the following programs:

- Graduate scholarship program in the Education Program for students from Asia, the Pacific, and the United States at the University of Hawaii and the EWC. The Program supports graduate study and leadership development, thereby growing a community of leaders with the knowledge, skills, and cultural insights needed to take on leading roles in their nations and the region.
- Professional Development Program. The Program supports non-residential, experiential programs across the 36-country Indo-Pacific region.
- The Early Career Scholars Program as part of the Research Program. The Early Career Scholars Program mentors outstanding individuals with intellectual curiosity and multidisciplinary research skills as they explore the rapid and transformative changes occurring across the Indo-Pacific region.

### **Promotion of Democracy, Human Rights, and Governance in the Indo-Pacific**

Building on the PIDP's long history in the region, program staff help meet U.S. and EWC goals for expanded engagement with the peoples, institutions, and governments in the Pacific.

### **Alignment of U.S. and Indo-Pacific Interests to Prepare for the Challenges of Tomorrow**

The relatively new office of Communications and External Relations strengthens the EWC's communications and external affairs functions by extending EWC's outreach across the Indo-Pacific and the United States.

### **Extension of Outreach at the Washington, D.C. Office**

The Center's Washington D.C. office extends outreach through the highly successful flagship EWC initiative "Asia Matters for America & America Matters for Asia," which is being implemented across the continental United States and Asia. The "Asia Matters" initiative and other EWC programs contribute to Department of State efforts to demonstrate to U.S. communities the importance and impact of the country's foreign policy.

### **Consolidation of Information Technology, Facility, and Administration Gains**

The EWC will continue its state-of-the-art IT modernization, streamlining, and efficiency building; these efforts will make the EWC fully capable technologically for both in-person and virtual events.

### **Engagement of Alumni**

The EWC is expanding its engagement with its almost 70,000 alumni in 50 chapters through a variety of touch points, platforms, and activities around the region, with many of the alumni supporting in-region programming.



## EAST-WEST CENTER

### *Funds by Object Class*

(\$ in thousands)

East-West Center (EWC)	FY 2022 Actual	FY 2023 Adjusted Enacted	FY 2024 Request	Increase/ Decrease
4100 Grants, Subsidies & Contributions	19,700	22,000	22,255	255
<b>Total</b>	<b>19,700</b>	<b>22,000</b>	<b>22,255</b>	<b>255</b>

### *Summary of Budgetary Resources*

(\$ in millions)

East-West Center (EWC)	2022 Actual	2023 Adjusted Enacted	FY 2024 Request
<b>Budgetary resources:</b>			
<b>Budget authority:</b>			
<b>Appropriations, discretionary:</b>			
<b>Appropriation</b>	<b>20</b>	<b>22</b>	<b>22</b>
<b>Total budgetary resources available</b>	<b>20</b>	<b>22</b>	<b>22</b>

## Proposed Appropriation Language

### NATIONAL ENDOWMENT FOR DEMOCRACY

For grants made by the Department of State to the National Endowment for Democracy, as authorized by the National Endowment for Democracy Act (22 U.S.C. 4412), [~~\$315,000,000~~] *\$300,000,000*, to remain available until expended], of which \$205,632,000 shall be allocated in the traditional and customary manner, including for the core institutes, and \$109,368,000 shall be for democracy programs: *Provided*, That the requirements of section 7062(a) of this Act shall not apply to funds made available under this heading]. (*Department of State, Foreign Operations, and Related Programs Appropriations Act, 2023.*)

# NATIONAL ENDOWMENT FOR DEMOCRACY

## *Resource Summary*

(\$ in thousands)

National Endowment for Democracy (NED)	FY 2022 Actual	FY 2023 Adjusted Enacted	FY 2024 Request	Change from FY2023 Adjusted Enacted
National Endowment for Democracy	315,000	315,000	300,000	(15,000)

---

## WHO WE ARE & WHY IT MATTERS

---

The National Endowment for Democracy (NED) is an independent, nonprofit organization dedicated to the development and strengthening of democratic institutions around the world. Founded in 1983, the Endowment is authorized to receive federal funding by the National Endowment for Democracy Act. Along with its four core institutes - the National Democratic Institute, the International Republican Institute, the Solidarity Center, and the Center for International Private Enterprise - NED provides assistance to strengthen: democratic institutions and political processes; trade unions; free market think tanks; and business associations. NED activities serve to promote a vibrant civil society that promotes human rights, an independent media, and respect for the rule of law. NED aids grassroots organizations and the Endowment is known for its distinctive, demand-driven grant making approach that distinguishes it in the donor community.

NED's independent, bipartisan Board of Directors oversees the strategic and political direction of the NED. NED funds approximately 2,000 projects globally every year. NED's grants program is augmented by the work of the International Forum for Democratic Studies, a research center that publishes the *Journal of Democracy* and administers the Reagan-Fascell Fellows Program, which includes: Democrats-at Risk Fellows; the World Movement for Democracy, a global hub for networking and solidarity; and the Center for International Media Assistance, which works to improve the efficacy of media development assistance.

---

## JUSTIFICATION OF REQUEST

---

The FY 2024 Request is \$300 million, which is a straight line from the FY 2023 Request. It contains funding for six priority areas from NED's 2020 five-year strategy, including:

- providing cutting edge support to activists in closed societies, including China, North Korea, Burma, Belarus, and Venezuela;
- supporting countries in democratic transition, including Armenia and Sudan;
- countering the malign influence of China, Russia, and others that seek to undermine global democratic principles and institutions;
- defending democracy against illiberalism and intolerance by mobilizing and strengthening the voices of leading activists, public intellectuals, bloggers, vloggers, artists, musicians, religious leaders, entrepreneurs, and online journalists;
- competing with authoritarians in the arena of technology and information, ensuring internet access, and providing resources to democrats in order to enable them to investigate abuses, counter illiberal narratives, and inform citizens; and

## NATIONAL ENDOWMENT FOR DEMOCRACY

- strengthening unity among democracies by building international coalitions in collaboration with partners that include governments and parliaments, civil society, political parties, business associations, trade unions, democracy foundations, development agencies, and multilateral institutions.

While each of these six areas of emphasis are significant individually, they are also interrelated and reinforce one another. The priorities listed complement NED's long-standing and continued support to strengthen civil society, human rights, and democratic institutions in over 100 countries around the world.

NED will broaden its support for civil society and independent media in Ukraine, as well as across Europe and Eurasia. This expanded support will improve these institutions' resilience and build on build on Ukraine's commitment to strengthening its democratic institutions. NED will fund thought leaders, activists, and organizers to develop strategic approaches and wholistic plans for Ukraine's reconstruction and future democracy-building efforts.

In addition, NED will concentrate support for independent media and human rights organizations in Afghanistan who remain relevant and have developed new means of operating despite the Taliban takeover; particular attention will be paid to organizations which support the rights of women and girls.

### **Regional/Functional Area Context**

#### **Africa**

The Africa program will focus on strengthening democratic processes, including such elements as:

- human rights, including rule of law and justice sector reform;
- elections;
- the political inclusion of women, youth, and other marginalized groups
- the creation of civil society space, including non-governmental organization (NGO) legislation and the protection for human rights defenders;
- social cohesion;
- independent media, including efforts to counter disinformation; and
- the fight against kleptocracy, including investigative reporting and protection of whistle-blowers.

Priority locations will include: Democratic Republic of the Congo; Nigeria; Sudan; Ethiopia; Zimbabwe; and countries of the Sahel sub-region. NED will also continue to encourage democratic openings in authoritarian systems and weak states, such as Uganda, Burundi, Rwanda, Cameroon, Equatorial Guinea, Eritrea, Somalia, the Central African Republic, and Guinea.

#### **Asia**

NED prioritizes programs in six countries that either represent the biggest democratic challenges or where a democratic breakthrough could have significant implications for the entire region: China and North Korea in East Asia; Burma and Thailand in Southeast Asia; and Pakistan and Sri Lanka in South Asia.

However, NED recognizes its activities also need to address the realities of democratic backsliding in the Philippines and Bangladesh, as well as the reversals on previous progress in Malaysia, Cambodia, and Nepal. As the circumstances in each country call for tailored programs to meet each country's specific needs, the Asia program will work to counter anti-democratic trends, build democratic resilience and effectiveness, and create a more open environment for civil society.

# NATIONAL ENDOWMENT FOR DEMOCRACY

The Endowment will expand efforts to strengthen democratic unity in the region. In addition, NED activities will help generate a better understanding of: China's rising global influence; how the U.S. to address the challenges presented by the Chinese Communist Party; what programming will best protect and uphold democratic principles and institutions; and how these elements can be best combined as the basis of a strategic framework.

## **Eurasia**

The Eurasia program will facilitate collaboration and capacity building among civil society and media organizations on key issues, such as conducting and publicizing investigations into human rights violations and kleptocracy.

Russia will remain the top priority for the region, and NED will continue to support efforts to: analyze and expose the kleptocratic practices of Russia's ruling class; use creative applications of digital technology to document Russia's war against Ukraine and many other abuses; and demonstrate the connections between corruption and human rights abuses throughout the region. To counter the heightened levels of censorship and control of the internet in Russia, NED partners are adapting and popularizing new anti-censorship tools. Emergency assistance will also be provided to assist Russians fleeing the repression and seeking to establish new exile communities. In support of these efforts, hubs for independent work will be established in multiple locations.

NED will support a network of activists and researchers from Central Asia and the South Caucasus to research, analyze, and raise awareness about China's growing influence in the region.

## **Europe**

Although priorities and strategies are in flux as a result of Russia's unprovoked war, Ukraine will remain NED's top priority in Europe. The Europe program will provide emergency support for Ukrainians at risk, including the on issues of: direct humanitarian support; human rights organizations documenting abuses; credible news and investigative reporting; refuge and respite for the democracy advocates at risk outside the country; and international advocacy to bolster and support a democratic, sovereign government.

In an environment rife with disinformation and dominated by oligarchically controlled media, support for independent media will continue to constitute at least one third of NED's Europe program. NED will continue devoting a significant part of its assistance to combat disinformation, promote local independent media, and support investigative journalism. The Endowment will undertake these efforts while maintaining its support for strengthening resilience of the civil society working on political accountability and transparency. NED will also dedicate resources to political and historical reconciliation programs that counter polarization and radicalization.

## **Latin America and the Caribbean (LAC)**

The LAC program will prioritize support in Nicaragua and Venezuela; with sufficient grant funding, Cuba will be added to this group. Technical activities will focus on sustaining democratic actors, raising international awareness, and forging solidarity the defenders of democracy and advocates for human rights. NED will also expand programming in Brazil and Mexico, which face democratic deconsolidation threats.

Through regional programs, the LAC program will address cross-cutting challenges, such as: pervasive corruption; kleptocratic practices; online disinformation; Russian and Chinese malign influence; the need for cooperative management and preservation of the Amazon River basin; and environmental degradation affecting fragile Central American states.

# NATIONAL ENDOWMENT FOR DEMOCRACY

As democratic backsliding intensifies at a concerning rate in the Northern Triangle, the LAC program will emphasize: monitoring and protecting human rights; empowering independent media and civil society; and promoting judicial independence and rule of law.

## **Greater Middle East/North Africa (MENA)**

The MENA program's top priorities are Afghanistan and Tunisia, given their position as two countries that recently underwent significant democratic setbacks. The MENA program will support Afghan civil society inside the country and in exile to help preserve the democratic gains won over the past two decades. In Tunisia, NED will focus on: protecting the country's remaining democratic institutions; safeguarding the populace's rights and freedoms; and promoting a return to Tunisia's democratic path.

With resurgent authoritarianism in Turkey and Egypt, NED activities will work to protect and defend what remains of democratic institutions and civic space. The Endowment will support independent civil society groups working to advocate for meaningful democratic reforms amidst backsliding in Lebanon and Morocco.

To restore public confidence in democratic institutions and processes, NED programs will strengthen accountability and governance and empower a new generation of civic and political leaders capable of advancing democratic reforms and providing alternatives to sectarian politics. In addition, NED will continue its modest support to democratic actors from the regions' most repressive authoritarian states (Iran and the Gulf States) with a goal of promoting democratic ideas, as well as accountability.

## **Global**

The Global program prioritizes cross-regional collaboration, connecting activists together to: foster peer support and learning across regions; deepen understanding of cross-cutting trends; pioneer and incubate work in emerging fields; and develop new resources and strategies. The program will continue to expand its support in a range of areas, including human rights, democratic governance, and information integrity.

The challenges and opportunities presented by technology will continue to be a growing focus as they cut across and impact all of NED's priorities. Supported initiatives will respond to the ways in which technological innovations have been wielded to silence democratic voices. This effort will include activities to: assist democratic actors in countering online censorship and circumventing internet shutdowns; promote multisectoral collaboration to ensure that digital spaces are open and safe for democratic discourse; and inject democratic values into conversations regarding standard-setting in global digital governance. The Global program will also support efforts that seek to harness the benefits of technology to enhance democratic governance, accountability, and civic and political participation.

## **Mid-to-Long Term Strategic Cooperation and Unanticipated Challenges (Contingencies)**

At the direction of the Congress, the Endowment developed strategic targets for transnational work to counter the threat of resurgent authoritarianism to democracy and the breakdown of institutional and civic democratic principles and practices. NED identified and is funding work in six cross-cutting thematic areas:

- promoting pluralism;
- defending the integrity of the information space;
- strengthening global commitments to democratic principles;
- combatting the impact of kleptocracy on democratic institutions;
- strengthening capacity for democratic governance in times of transition; and helping civil society prevail against renewed repression.

# NATIONAL ENDOWMENT FOR DEMOCRACY

The Endowment also developed a “contingency” fund to respond to urgent and unanticipated challenges or political openings without having to shift focus from previously identified priorities.

## Democracy Support Activities

Democracy Support Activities are those carried out directly by NED to enhance and inform the grants program and are consistent with the purposes set forth in the National Endowment for Democracy Act. Supported elements include activities undertaken by the: World Movement for Democracy; International Forum for Democratic Studies; the Reagan-Fascell Democracy Fellows Program (which includes a democrats-at risk component); and the Center for International Media Assistance.

## Partnership for Global Infrastructure and Investment

The Partnership for Global Infrastructure and Investment (PGII) aims to: close the infrastructure gap in developing countries; strengthen the global economy and supply chains, and advance U.S. national security. NED supports this international initiative through foreign assistance investments in two of its pillars: digital transformation and gender.

- Digital Technology: \$12 million

The battle over advanced technology and information control has become a critical arena of contestation between democracy and authoritarianism. While authoritarian regimes are trying to use the internet to subvert and defeat democracy, NED is supporting partners to develop and use new technologies that help challenge repressive state institutions and their control of the information space. For example, NED assistance: supports tools that allow citizens to access the open internet in closed information environments, foster emerging forms of independent online media that provide potent resources for democracy advocates; enables advocates to investigate abuses, counter illiberal narratives, and inform and organize citizens.

- Gender: \$38 million

NED supports civil society actors in democratically developing countries to combat gender-based violence, advocate for increasing inclusion in political processes, and build capacity for meaningful participation in the broader political economy.

## *Funds by Object Class*

(\$ in thousands)

National Endowment for Democracy (NED)	FY 2022 Actual	FY 2023 Adjusted Enacted	FY 2024 Request	Increase/ Decrease
4100 Grants, Subsidies & Contributions	315,000	315,000	300,000	(15,000)
<b>Total</b>	<b>315,000</b>	<b>315,000</b>	<b>300,000</b>	<b>(15,000)</b>

# NATIONAL ENDOWMENT FOR DEMOCRACY

## *Summary of Budgetary Resources* (\$ in millions)

National Endowment for Democracy (NED)	FY 2022 Actual	FY 2023 Adjusted Enacted	FY 2024 Request
<b>Budgetary resources:</b>			
<b>Unobligated balance:</b>			
Unobligated balance brought forward, Oct 1	-	-	-
Recoveries of prior year unpaid obligations	-	-	-
<b>Unobligated balance (total)</b>	-	-	-
<b>Budget authority:</b>			
<b>Appropriations, discretionary:</b>			
<b>Appropriation, discretionary (total)</b>	<b>315</b>	<b>315</b>	<b>300</b>
<b>Total budgetary resources available</b>	<b>315</b>	<b>315</b>	<b>300</b>



## **SPECIAL FUNDS AND TRUST FUNDS**

**Center for Middle Eastern-Western Dialogue  
Eisenhower Exchange Fellowship Program  
Israeli Arab Scholarship Program  
International Chancery Center - Washington, D.C.  
Foreign Service Retirement and Disability Fund**

## **Proposed Appropriation Language**

### **CENTER FOR MIDDLE EASTERN-WESTERN DIALOGUE TRUST FUND**

For necessary expenses of the Center for Middle Eastern-Western Dialogue Trust Fund, as authorized by section 633 of the Departments of Commerce, Justice, and State, the Judiciary, and Related Agencies Appropriations Act, 2004 (22 U.S.C. 2078), the total amount of the interest and earnings accruing to such Fund on or before September 30, [2023] 2024, to remain available until expended. (*Department of State, Foreign Operations, and Related Programs Appropriations Act, 2023.*)

# CENTER FOR MIDDLE EASTERN-WESTERN DIALOGUE (HOLLINGS CENTER)

## *Resource Summary*

(\$ in thousands)

(\$ in thousands)	FY 2022 Actual	FY 2023 Adjusted Enacted	FY 2024 Request	Change from FY 2023 Adjusted Enacted
Center for Middle Eastern-Western Dialogue (Hollings Center)	240	177	203	26

---

## WHO WE ARE & WHY IT MATTERS

---

The International Center for Middle Eastern-Western Dialogue (Hollings Center) is an independent non-profit organization that convenes dialogue meetings for U.S. and regional experts about key issues of Middle Eastern-Western concern. The Consolidated Appropriations Act, 2004 (P.L. 108-199) established the International Center for Middle Eastern-Western Dialogue Trust Fund to support the operations of the Hollings Center.

Created to focus on opening, fostering, and reinforcing networks and connections between the United States and the predominantly Muslim world in a post-9/11 environment, the Hollings Center's dialogues are categorized into several ongoing initiatives: Bilateral Relations; Regional Policy; Higher Education; Collective and Human Security; Resource Resiliency; and Responsible Business. The conclusions of the dialogues are issued in a public document that is disseminated to U.S. policymakers and other stakeholders to support and inform strategic decision-making. In addition to dialogues, the Hollings Center organizes speaker series, networking activities, and follow-on activities to maximize the impact of programming.

The Center's mission is to promote dialogue between the United States and the nations with predominantly Muslim populations in order to:

- Expand people-to-people contacts;
- Generate new thinking on important international issues;
- Foster regional peace; and
- Promote greater economic growth and prosperity.

The Hollings Center's work provides Americans with opportunities to share expertise with regional representatives on important issues, such as combatting violent extremism, countering radicalization, and promoting American trade and investment.

---

## JUSTIFICATION OF REQUEST

---

The Request of \$203,000 takes into account the projected net interest earned in FY 2024 to be expended on operations during FY 2025. Smaller than the FY 2022 Actual but higher than FY 2023 enacted, this reflects the projected interest earnings resulting from reinvestments at current interest rates. After many years of flat budgets and rising costs, the Department seeks an increase for the Hollings Center in order to keep pace with inflation, currency fluctuations, and challenges operating in Turkey, and in the region.

Funds for the Hollings Center are invested only in interest-bearing securities guaranteed by the United States; these investments are subject to financial market interest rates and investment decisions made by the Bureau of

**CENTER FOR MIDDLE EASTERN-WESTERN DIALOGUE  
(HOLLINGS CENTER)**

the Comptroller and Global Financial Services (CGFS). The interest and earnings from these investments are credited to the Trust Fund and made available, subject to an annual appropriation, for the Hollings Center program operations.

The Hollings Center anticipates an annual operating budget of \$850,000 in FY 2024 to support dialogues, workshops, and grants for ongoing research, professional development, and exchanges. Of this amount, \$692,000 will be drawn from the Trust Fund principal, and the remaining \$158,000 will be derived from projected interest earnings during FY 2023. Ongoing fundraising efforts by the Hollings Center will support offsetting additional principal withdrawals.

***Funds by Object Class***  
(\$ in thousands)

Center for Middle Eastern-Western Dialogue (Hollings Center)	FY 2022 Actual	FY 2023 Adjusted Enacted	FY 2024 Request	Change from FY 2023 Adjusted Enacted
4100 Grants, Subsidies & Contributions	240	177	203	26
Total	240	177	203	26

## Proposed Appropriation Language

### EISENHOWER EXCHANGE FELLOWSHIP PROGRAM

For necessary expenses of Eisenhower Exchange Fellowships, Incorporated, as authorized by sections 4 and 5 of the Eisenhower Exchange Fellowship Act of 1990 (20 U.S.C. 5204–5205), all interest and earnings accruing to the Eisenhower Exchange Fellowship Program Trust Fund on or before September 30, [2023] 2024, to remain available until expended: *Provided*, That none of the funds appropriated herein shall be used to pay any salary or other compensation, or to enter into any contract providing for the payment thereof, in excess of the rate authorized by section 5376 of title 5, United States Code; or for purposes which are not in accordance with section 200 of title 2 of the Code of Federal Regulations, including the restrictions on compensation for personal services.

# EISENHOWER EXCHANGE FELLOWSHIP PROGRAM

## *Resource Summary*

(\$ in thousands)

Eisenhower Exchange Fellowship Program (EF)	FY 2022 Actual	FY 2023 Adjusted Enacted	FY 2024 Request	Change from FY 2023 Adjusted Enacted
Eisenhower Exchange Fellowship Program	170	175	180	5

---

---

## WHO WE ARE & WHY IT MATTERS

---

---

The Eisenhower Exchange Fellowships (EF) was created in 1953 to honor President Eisenhower. The EF brings outstanding professionals who are emerging leaders in their countries to the United States and sends American counterparts abroad with programs tailored for each participant. The EF consists of four major components:

### **Global Program**

The program provides U.S. fellowships for 20 to 25 Fellows representing 20 to 25 countries for a five- to six-week program.

### **Fall Global Program (single region or common interest)**

This program provides U.S. fellowships for 20 to 25 Fellows representing a range of professions from a single geographic region or of similar professional interests for a five- to six-week program.

### **USA Program**

This program sends eight to 12 Americans abroad, for a four- to five-week program, traveling in one or two countries in the EF Network, for an immersive, customized program with leaders of specific fields.

### **Eisenhower Fellowships Network**

The network links Fellows worldwide to extend and strengthen relationships and to develop international connections. With the implementation of the new EF database powered system, the network also enables participants to collaborate on projects. The EF network has more than 2,200 men and women from over 100 countries who have joined the ranks of Eisenhower Fellows since 1953. A significant number of these participants actively continue their engagement in the EF Network, and some periodically host regional international conferences on topics of common interest.

The EF identifies, empowers, and connects innovative emerging leaders through a transformative fellowship experience that leads to a lifelong engagement in EF's global network of dynamic change agents. The participants work together to achieve consequential outcomes across sectors and borders and are committed to creating a more peaceful, prosperous, and just world.

## EISENHOWER EXCHANGE FELLOWSHIP PROGRAM

The EF supports the following priorities:

- Providing learning and networking opportunities for mid-career international and U.S. leaders in preparation for increasingly senior positions in government, business, and non-governmental organizations.
- Exposing these emerging leaders to best practices in building democratic institutions and free markets.
- Advancing peace through the increased international dialogue, understanding, and collaboration that results from fellowship participation and an active global alumni leadership network.
- Promoting a sense of global community, which seeks to help meet needs, accomplish goals, and promote prosperity at an international level.

---

---

### JUSTIFICATION OF REQUEST

---

---

The FY 2024 Request of \$180,000 for the Eisenhower Exchange Fellowship Program is based on the projected interest earnings in FY 2024. Funding will increase the number of Fellows who will be traveling and supports the costs associated with providing fellowships. The FY 2024 funds will provide a significant portion of the funding necessary to support both the domestic and international fellowship programs.

In addition to interest earned in the EF's Trust Fund, the EF will continue to seek external support through the private sector to maintain an appropriate, yet sustainable, number of fellowships.

### *Funds by Object Class*

(\$ in thousands)

Eisenhower Exchange Fellowship Program (EF)	FY 2022 Actual	FY 2023 Adjusted Enacted	FY 2024 Request	Change from FY 2023 Adjusted Enacted
4100 Grants, Subsidies & Contributions	170	175	180	5
Total	170	175	180	5

## **Proposed Appropriation Language**

### **ISRAELI ARAB SCHOLARSHIP PROGRAM**

For necessary expenses of the Israeli Arab Scholarship Program, as authorized by section 214 of the Foreign Relations Authorization Act, Fiscal Years 1992 and 1993 (22 U.S.C. 2452 note), all interest and earnings accruing to the Israeli Arab Scholarship Fund on or before September 30, [2023] 2024, to remain available until expended. *(Department of State, Foreign Operations, and Related Programs Appropriations Act, 2023.)*



# ISRAELI ARAB SCHOLARSHIP PROGRAM

## *Resource Summary*

(\$ in thousands)

(\$ in thousands)	FY 2022 Actual	FY 2023 Adjusted Enacted	FY 2024 Request	Change from FY 2023 Adjusted Enacted
Israeli Arab Scholarship Program	117	91	117	26

---

## WHO WE ARE & WHY IT MATTERS

---

The Israeli Arab Scholarship Program (IASP) funds scholarships for Israeli-Arab students to attend institutions of higher education in the United States. This program is authorized by Section 214 of the Foreign Relations Authorization Act, Fiscal Years 1992 and 1993 (P.L. 102-138). The IASP consists of a permanent endowment that was established in 1992 with funds made available under Section 556(b) of the Foreign Operations, Export Financing, and Related Programs Appropriation Act of 1990 (as amended by Section 551 of the Foreign Operations, Export Financing, and Related Programs Appropriation Act, 1991).

IASP provides scholarships to outstanding Israeli-Arab students to pursue higher education programs at U.S. institutions to provide them with quality graduate education and an opportunity to experience American democracy and society. IASP participants enhance their educational and professional competencies and contribute to society and culture in the United States by sharing their experiences with Americans. Participants also increase the skills needed to advance underserved communities in Israel that are at risk of political violence and extremist ideology, thereby promoting greater regional and global security. One of the program's key strengths is its outreach to underserved audiences, with participants reflecting diverse gender, ethnic, socioeconomic, religious, and geographic perspectives.

---

## JUSTIFICATION OF REQUEST

---

The Request of \$117,000 reflects estimated projected interest earnings in FY 2024 and is \$26,000 above the FY 2023 Adjusted Enacted level. IASP trust funds are invested in interest-bearing securities guaranteed by the United States, subject to financial market interest rates and investment decisions made by the Bureau of the Comptroller and Global Financial Services (CGFS). Interest and earnings on these securities are made available to expend on the scholarship program, subject to an annual appropriation.

The Department will continue to review available accumulated interest earnings and may fund one or two scholarship awards in FY 2024 based on the sustainability of future interest earnings. The program's overall intent is being met by targeting Fulbright scholarships to highly qualified Israeli-Arab graduate students to attend U.S. higher education institutions.

## ISRAELI ARAB SCHOLARSHIP PROGRAM

### *Funds by Object Class* (\$ in thousands)

Israeli Arab Scholarship Program	FY 2022 Actual	FY 2023 Adjusted Enacted	FY 2024 Request	Change from FY 2023 Adjusted Enacted
4100 Grants, Subsidies & Contributions	117	91	117	26
<b>Total</b>	<b>117</b>	<b>91</b>	<b>117</b>	<b>26</b>

## Proposed Appropriation Language

### INTERNATIONAL CENTER, WASHINGTON, DISTRICT OF COLUMBIA

Not to exceed [~~\$1,842,732~~] *\$1,842,732* shall be derived from fees collected from other executive agencies for lease or use of facilities at the International Center in accordance with section 4 of the International Center Act (Public Law 90–553), and, in addition, as authorized by section 5 of such Act, [~~\$743,000~~] *\$744,000*, to be derived from the reserve authorized by such section, to be used for the purposes set out in that section. (*Department of State, Foreign Operations, and Related Programs Appropriations Act, 2023.*)

# INTERNATIONAL CHANCERY CENTER - WASHINGTON, D.C.

## *Resource Summary*

(\$ in thousands)

Department Of State	FY 2022 Actual	FY 2023 Adjusted Enacted	FY 2024 Request	Change from FY 2023 Adjusted Enacted
International Chancery Center	743	743	744	1

---

## WHO WE ARE & WHY IT MATTERS

---

The International Chancery Center (ICC), authorized by the International Center Act of 1968, is a diplomatic enclave located on a 47-acre lot in Northwest D.C., near the intersection of Connecticut Avenue and Van Ness Street. According to the Act, *“The Secretary of State is authorized to sell or lease to foreign governments...property owned by the United States, in order to facilitate the conduct of foreign relations by the Department of State...through the creation of a more propitious atmosphere for the establishment of foreign government and international organization offices and other facilities.”*

Most activity at the ICC is typically funded by fees collected from other executive agencies in accordance with section 4 of the International Center Act and from proceeds from past leases to 19 foreign governments. These proceeds have been deposited into a trust fund that is drawn upon, as authorized by Congress, for development, maintenance, repairs, and security at the site. In addition, the Act authorizes the use of proceeds for surveys and planning related to the development of locations within the District of Columbia for use as foreign chancery and diplomatic purposes.

---

## JUSTIFICATION OF REQUEST

---

The FY 2024 Request is \$744,000, an increase of \$1,000 above the FY 2023 Adjusted Enacted level. This increase will provide for site security, as well as routine maintenance and repairs of the ICC infrastructure, including sidewalks, streets, curbing, retaining walls, and staircases.

## *Funds by Object Class*

(\$ in thousands)

International Chancery Center (ICC)	FY 2022 Actual	FY 2023 Adjusted Enacted	FY 2024 Request	FY 2024 Request vs. FY 2023 Adjusted Enacted
2300 Rents, Comm & Utilities	454	454	454	-
2500 Other Services	284	284	285	1
2600 Supplies and Materials	5	5	5	-
<b>Total</b>	<b>743</b>	<b>743</b>	<b>744</b>	<b>1</b>

# INTERNATIONAL CHANCERY CENTER - WASHINGTON, D.C.

## *Summary of Budgetary Resources*

(\$ in millions)

International Chancery Center (ICC)	FY 2022 Actual	FY 2023 Adjusted Enacted	FY 2024 Request
<b>Budgetary resources:</b>			
<b>Unobligated balance:</b>			
Unobligated balance brought forward, Oct 1	4	3	3
<b>Unobligated balance (total)</b>	<b>4</b>	<b>3</b>	<b>3</b>
<b>Budget authority:</b>			
<b>Appropriations, discretionary:</b>			
Appropriation (special or trust)	1	1	1
<b>Appropriation, discretionary (total)</b>	<b>1</b>	<b>1</b>	<b>1</b>
<b>Spending authority from offsetting collections, discretionary:</b>			
Collected	2	2	2
<b>Spending auth from offsetting collections, disc (total)</b>	<b>2</b>	<b>2</b>	<b>2</b>
<b>Budget authority (total)</b>	<b>3</b>	<b>3</b>	<b>3</b>
<b>Total budgetary resources available</b>	<b>7</b>	<b>6</b>	<b>6</b>

## **Proposed Appropriation Language**

### **PAYMENT TO THE FOREIGN SERVICE RETIREMENT AND DISABILITY FUND**

For payment to the Foreign Service Retirement and Disability Fund, as authorized, [~~\$158,900,000~~] *\$158,900,000*.  
(*Department of State, Foreign Operations, and Related Programs Appropriations Act, 2023.*)

# FOREIGN SERVICE RETIREMENT AND DISABILITY FUND

## *Resource Summary*

(\$ in thousands)

Foreign Service Retirement and Disability Fund (FSRDF)	FY 2022 Actual	FY 2023 Adjusted Enacted	FY 2024 Request	Increase/ Decrease
Foreign Service Retirement and Disability Fund	158,900	158,900	158,900	-

---

---

## WHO WE ARE & WHY IT MATTERS

---

---

The FY 2024 Request provides mandatory funding to the Foreign Service Retirement and Disability Fund (FSRDF). The appropriation will serve as one of several sources of support for the FSRDF, funding portions from the Department of State (DOS) and the United States Agency for International Development (USAID). The Fund is maintained through multiple sources of income, including: contributions by employees; agency contributions; special government contributions; interest on investments; and, voluntary contributions.

A separate payment into the FSRDF, supplemental to this appropriation, is authorized under the Foreign Service Act of 1980, including:

- Section 821, which authorizes additional funding necessary to fulfill payments for future benefits. These benefits consist of new or liberalized benefits, new groups of beneficiaries, and/or increased salaries;
- Section 822, which authorizes a supplemental payment to finance unfunded liabilities attributable to military service payments and interest accruals; and,
- Section 857, which authorizes an employer contribution into the Foreign Service Pension System (FSPS) based on an amortization of an annual valuation.

The amount of this separate payment is equal to the balance of the annual costs to the Fund in excess of current employee and employer contributions. As a mandatory program, these resources are not included in the total summary of funds for discretionary appropriations.

The FSRDF is comprised of two separate retirement systems: the Foreign Service Retirement and Disability System (FSRDS) and FSPS. The FSRDF was established to provide pension payments to all eligible retired and disabled Foreign Service members, former spouses, and survivors enrolled in either of these two systems.

The purpose of the FY 2024 Request is to maintain the FSRDF funding at the level required to support actuarial valuation of the FSRDS. The appropriation complements the funding required from the other sources previously mentioned to support FSPS.

---

---

## JUSTIFICATION OF REQUEST

---

---

The FY 2024 Request to fulfill continued installments of the agency contributions is \$158.9 million, equivalent to prior year levels. The funding level is the result of the annual evaluation of the Fund balance based on current statistical data. Supplemental liability funding is based on the most recent annual valuation of the system amortized over 30 annual installments, along with interest, including changes related to pay and costs of living increases.

## FOREIGN SERVICE RETIREMENT AND DISABILITY FUND

### *Funds by Object Class*

(\$ in thousands)

Foreign Service Retirement and Disability Fund (FSRDF)	FY 2022 Actual	FY 2023 Adjusted Enacted	FY 2024 Request	Increase/ Decrease
1235 Foreign Service Retirement	158,900	158,900	158,900	-
<b>Total</b>	<b>158,900</b>	<b>158,900</b>	<b>158,900</b>	-

### *Summary of Budgetary Resources*

(\$ in millions)

Foreign Service Retirement and Disability Fund (FSRDF)	FY 2022 Actual	FY 2023 Adjusted Enacted	FY 2024 Request
<b>Budget authority:</b>			
Appropriation			
Appropriations, mandatory (total)	159	159	159
<b>Total budgetary resources available</b>	<b>159</b>	<b>159</b>	<b>159</b>