



GCLLO

GLOBAL COMMUNITY LIAISON OFFICE

Worldwide Family Member Employment Overview

Family Member Employment Report

Fall 2020

This report was reformatted for accessibility in May 2023. It was originally published by the Family Liaison Office which is now the Global Community Liaison Office.

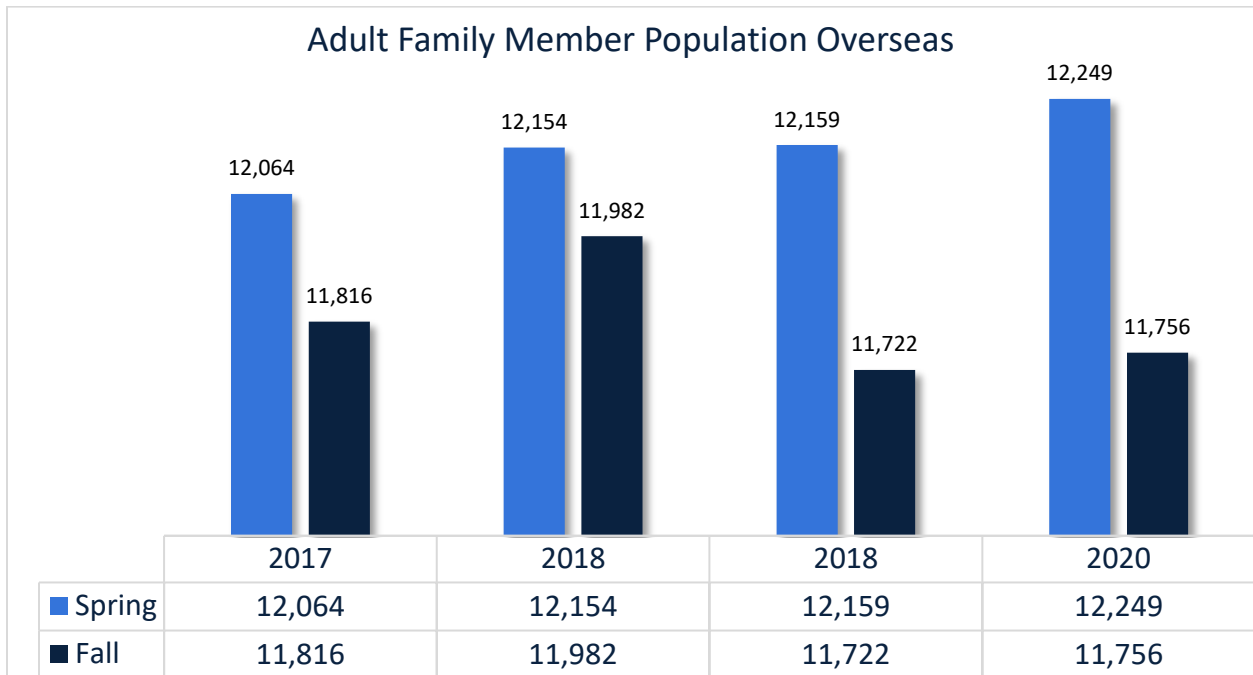
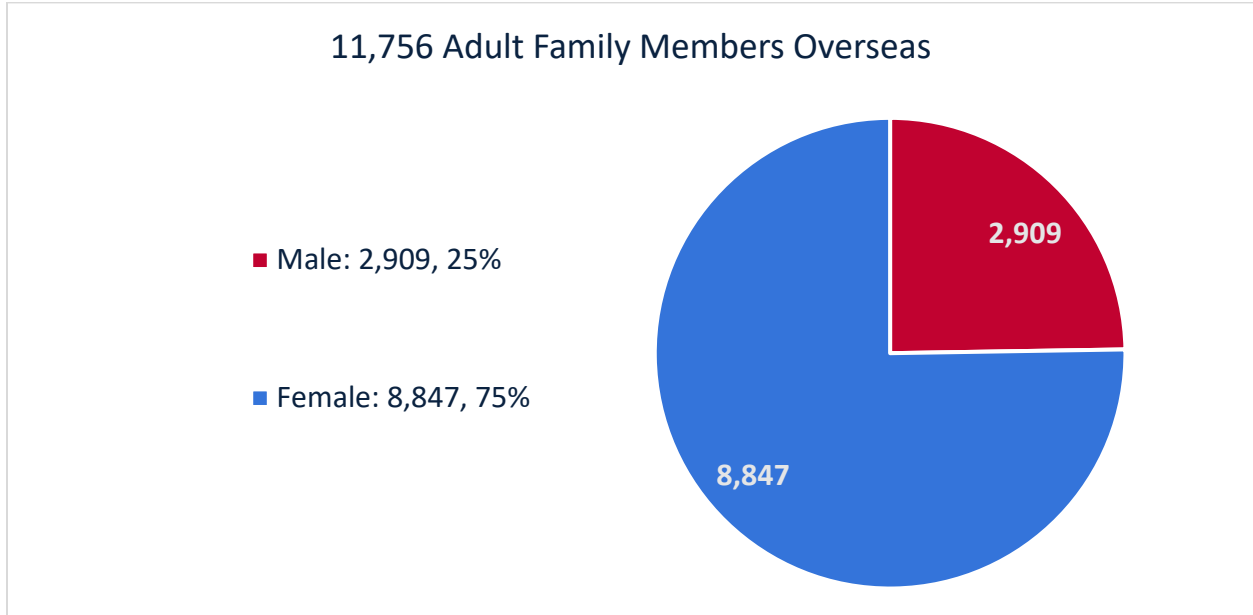


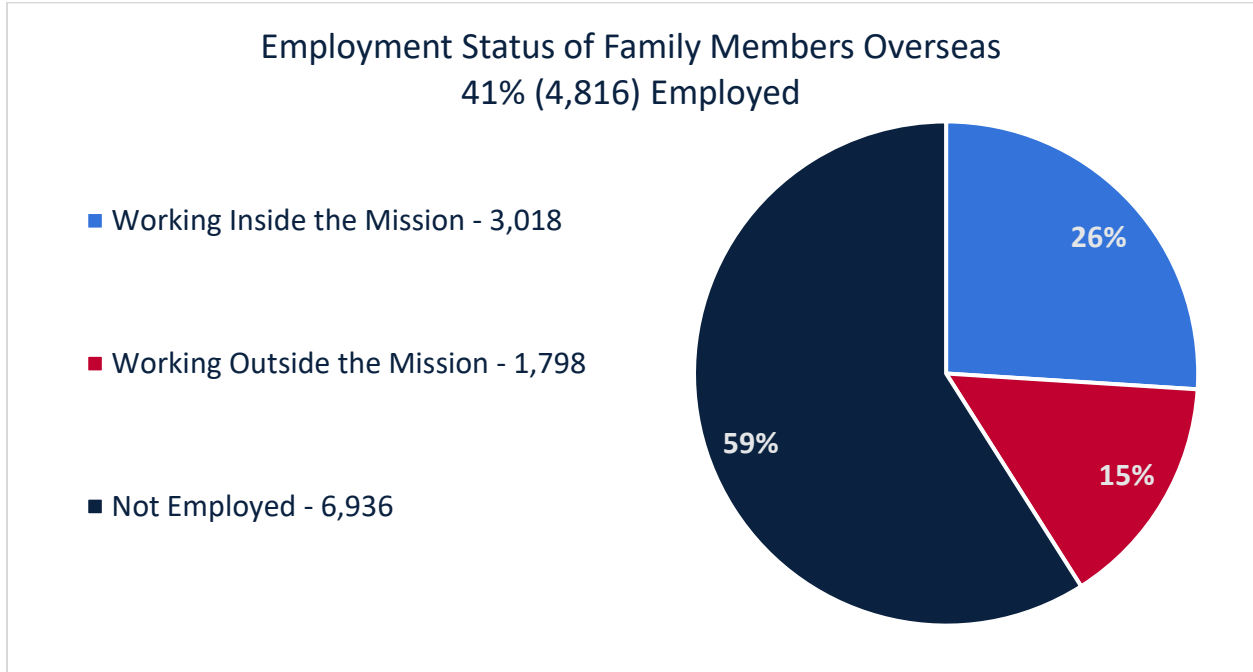
Worldwide Family Member Employment Overview, Fall 2020 (234 updated posts, 99% of posts reporting) “Adult Family Members” are associated with the US Department of State, the other Foreign Affairs Agencies, as well as all other government agencies operating under Chief of Mission authority.

Table of Contents

| | |
|--|---|
| Family Member Population Overseas..... | 3 |
| Employment Status of Family Members Overseas..... | 4 |
| Geographic Distribution of Family Member Employment – Fall 2020..... | 5 |
| Number of Inside the Mission EFM Employees by Bureau (Fall 2017 – 2020)..... | 6 |
| Family Member Employment Inside the Mission..... | 7 |
| Family Member Employment Outside the Mission..... | 8 |



Family Member Population Overseas


Employment Status of Family Members Overseas


| Status | Number of EFMs | Percentage |
|-----------------------------|----------------|------------|
| Working Inside the Mission | 3,018 | 26% |
| Working Outside the Mission | 1,798 | 15% |
| Not Employed | 6,936 | 59% |



Geographic Distribution of Family Member Employment – Fall 2020

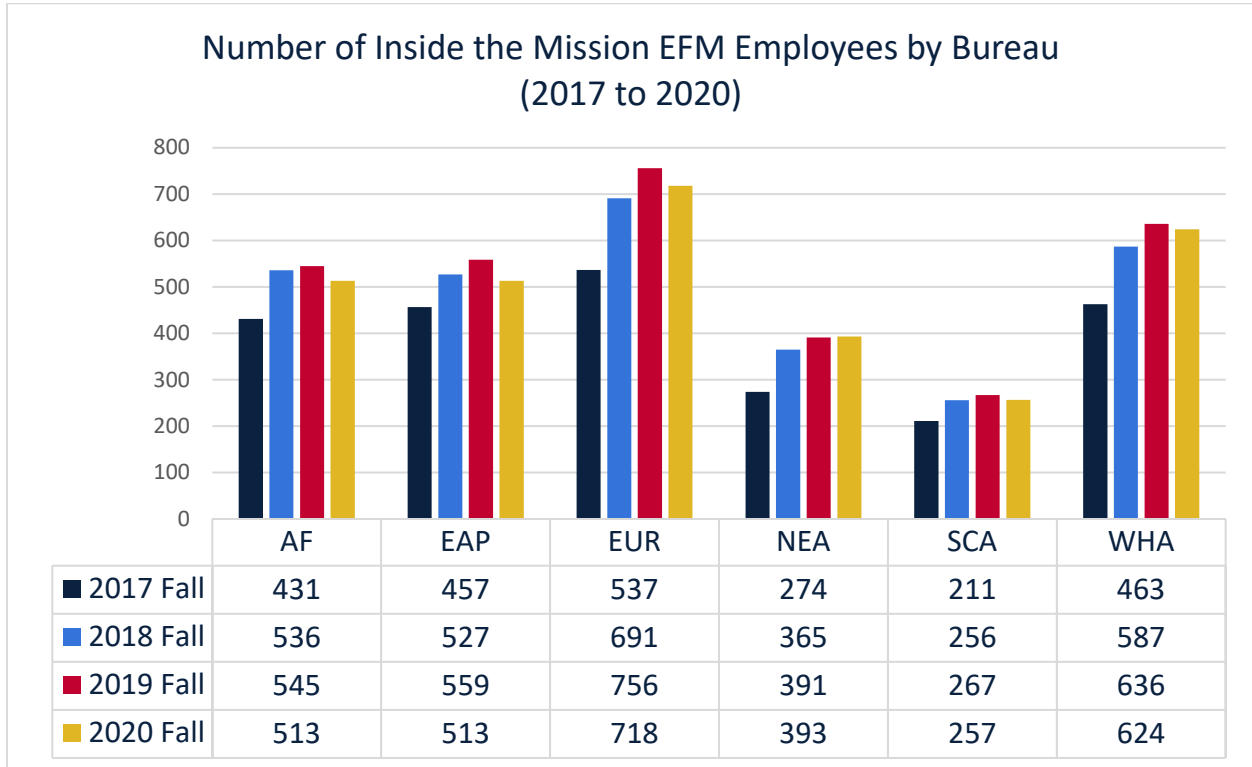
| Bureau | Family Members at Post | Working Inside % | Working Outside % | Total Family Members Working % |
|--|------------------------|------------------|-------------------|--------------------------------|
| African Affairs (AF) | 1,389 | 37% | 17% | 54% |
| East Asian and Pacific Affairs (EAP) | 2,369 | 22% | 14% | 36% |
| European and Eurasian Affairs (EUR) | 3,661 | 20% | 17% | 37% |
| Near Eastern Affairs (NEA) | 1,339 | 29% | 15% | 44% |
| South and Central Asian Affairs (SCA) ¹ | 533 | 48% | 16% | 64% |
| Western Hemisphere Affairs (WHA) | 2,465 | 25% | 13% | 38% |
| Total and Average | 11,756 | 26% | 15% | 41% |

(Note: includes filled and pending positions; includes full-time, part-time, and intermittent work schedules.)

¹ Three SCA Special Incentive Posts (SIP) account for 6% of SCA Inside the Mission positions.

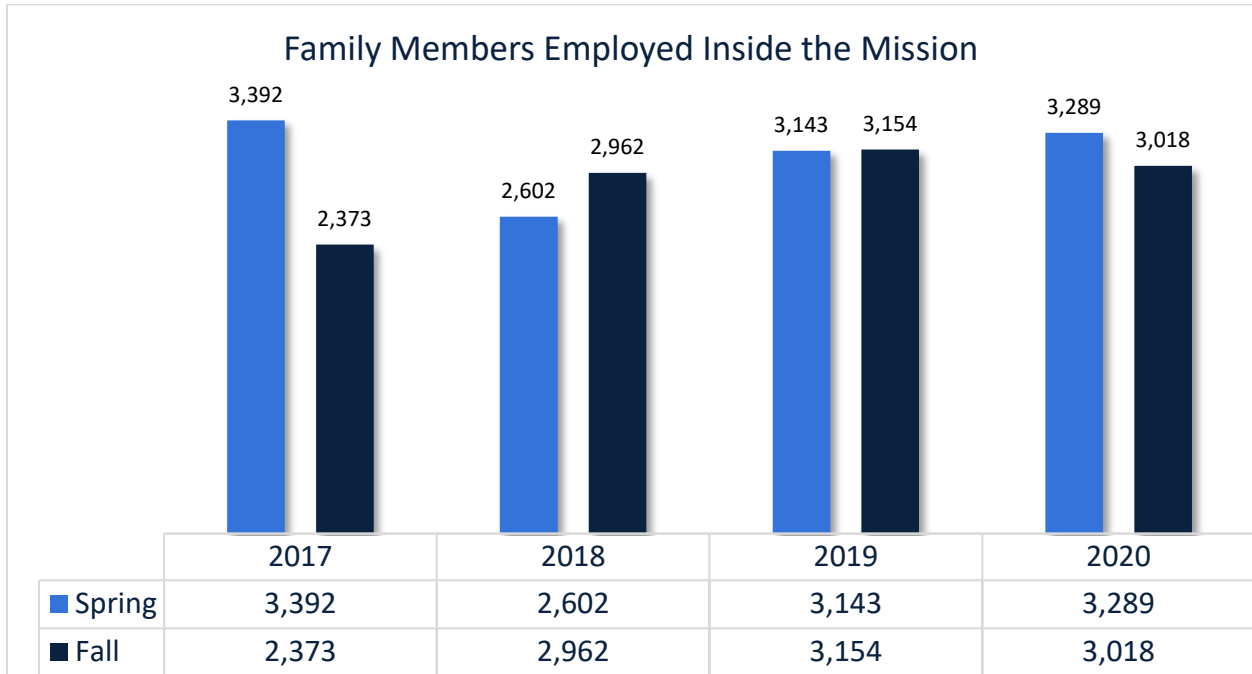


Number of Inside the Mission EFM Employees by Bureau (Fall 2017 – 2020)

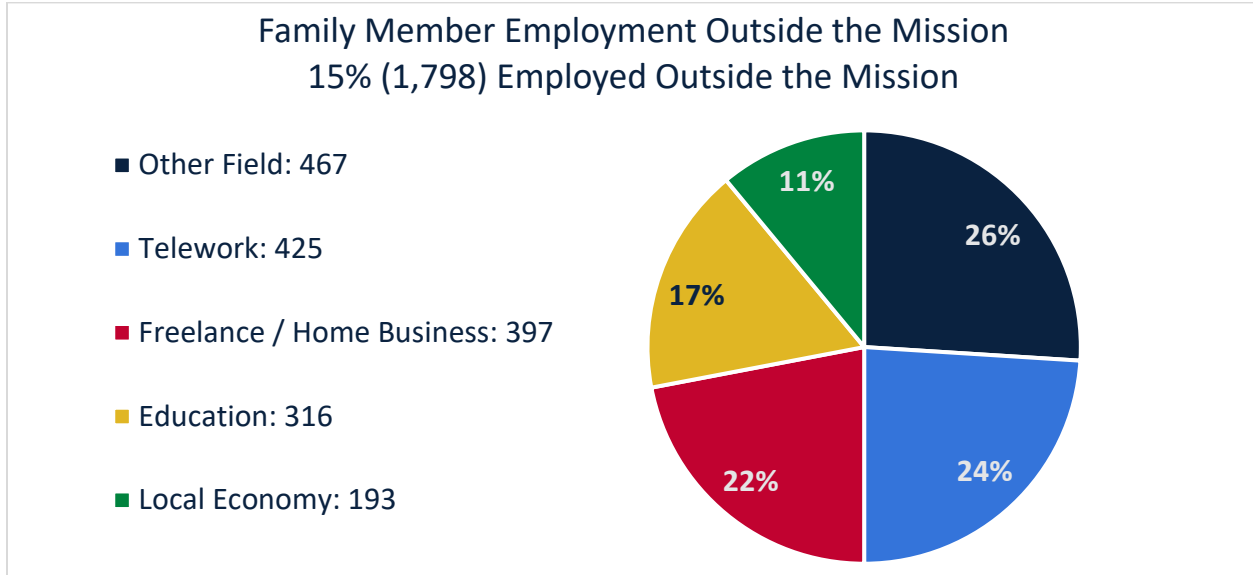


(Note: includes filled and pending positions; includes full-time, part-time, and intermittent work schedules.)



Family Member Employment Inside the Mission


Family Member Employment Outside the Mission



Other Fields Defined

| Field | Number of EFMs | % |
|---------------------------|----------------|------------|
| Commute U.S. | 15 | 1% |
| DETO | 100 | 6% |
| International Org/PVO/NGO | 108 | 6% |
| Law | 22 | 1% |
| Medical | 34 | 2% |
| Military | 19 | 1% |
| Other Diplomatic Mission | 8 | <1% |
| Recreation Association | 54 | 3% |
| U.S. Government - DC | 107 | 6% |
| Total | 467 | 26% |

