



GCMC

GLOBAL COMMUNITY LIAISON OFFICE

Worldwide Family Member Employment Overview

Family Member Employment Report

Spring 2021

This report was reformatted for accessibility in May 2023.

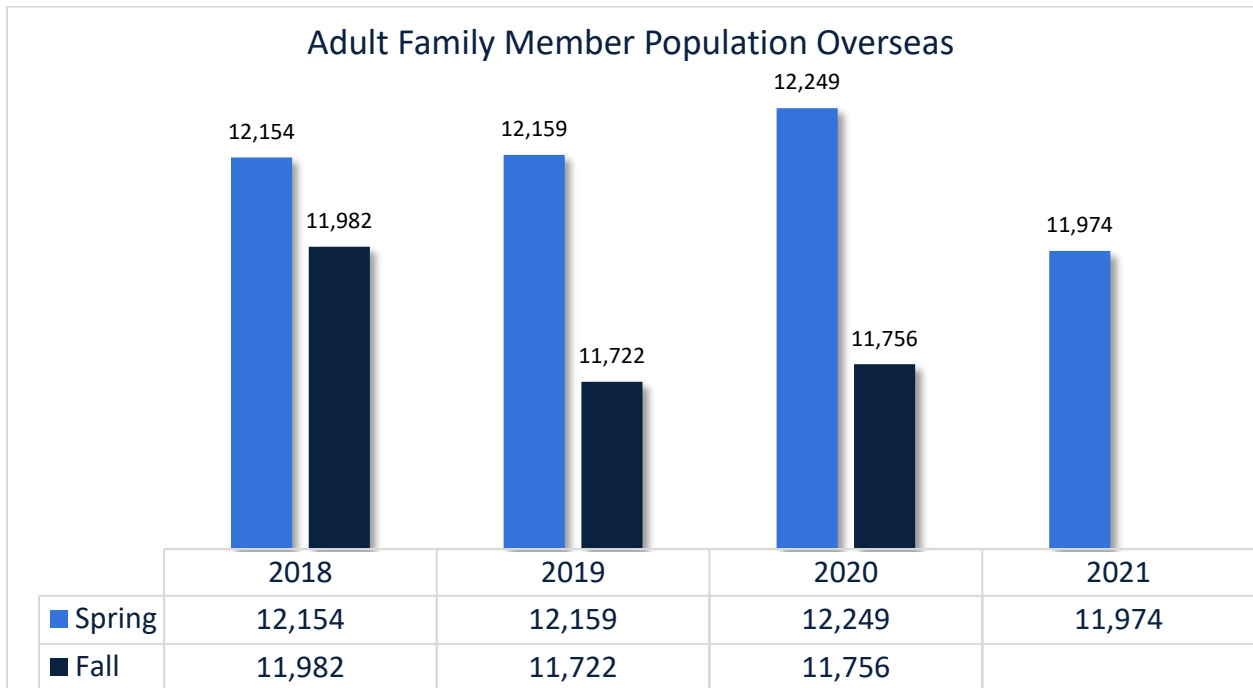
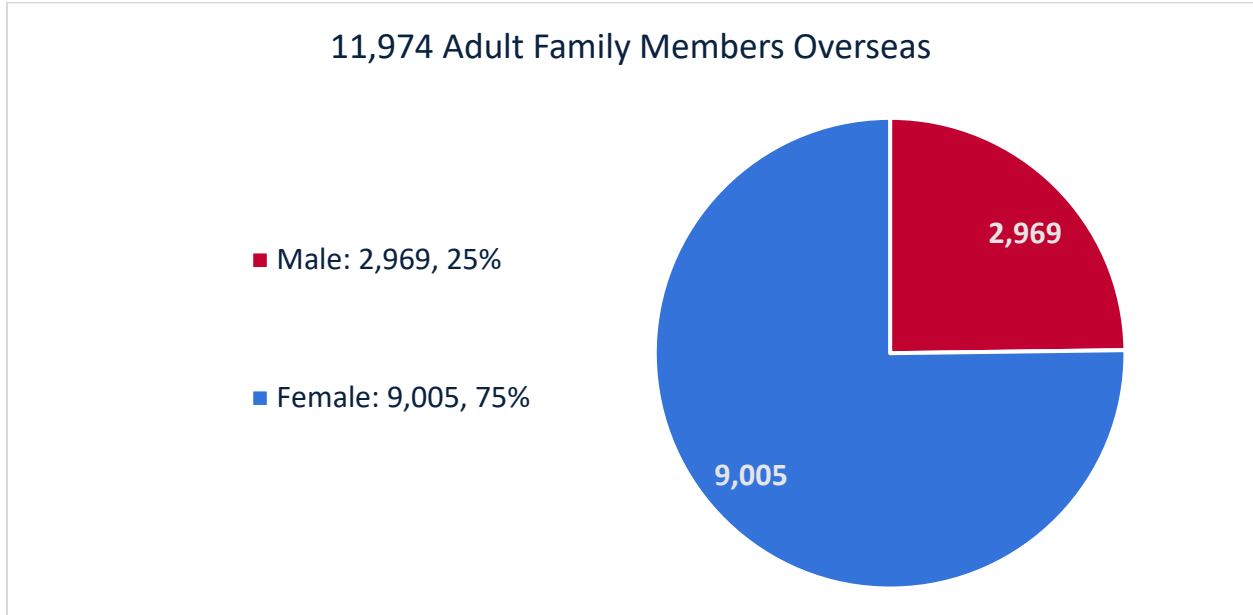


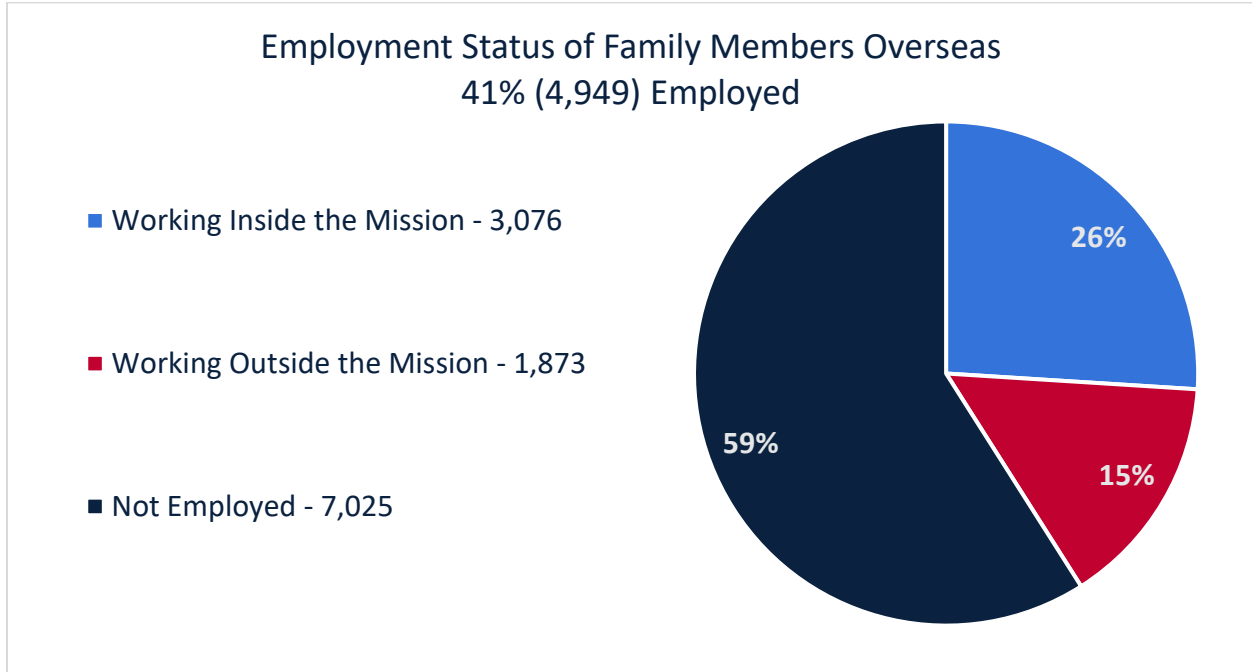
Worldwide Family Member Employment Overview, Spring 2021 (233 updated posts, 98% of posts reporting) “Adult Family Members” are associated with the US Department of State, the other Foreign Affairs Agencies, as well as all other government agencies operating under Chief of Mission authority.

Table of Contents

Family Member Population Overseas.....	3
Employment Status of Family Members Overseas.....	4
Geographic Distribution of Family Member Employment – Spring 2021	5
Number of Inside the Mission EFM Employees by Bureau (Spring 2018 - 2021).....	6
Family Member Employment Inside the Mission.....	7
Family Member Employment Outside the Mission	8



Family Member Population Overseas


Employment Status of Family Members Overseas


Status	Number of EFM	Percentage
Working Inside the Mission	3,076	26%
Working Outside the Mission	1,873	15%
Not Employed	7,025	59%



Geographic Distribution of Family Member Employment – Spring 2021

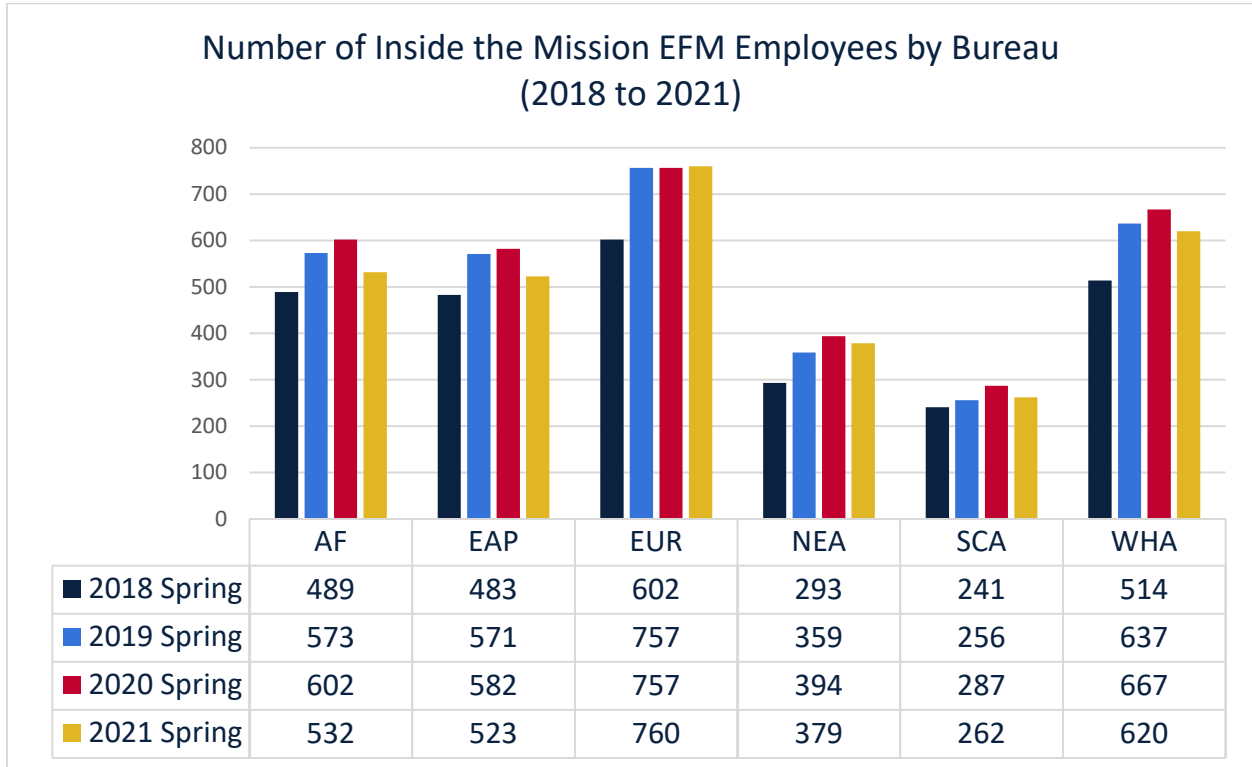
Bureau	Family Members at Post	Working Inside %	Working Outside %	Total Family Members Working %
African Affairs (AF)	1,531	35%	16%	50%
East Asian and Pacific Affairs (EAP)	2,306	23%	16%	39%
European and Eurasian Affairs (EUR)	3,852	20%	16%	36%
Near Eastern Affairs (NEA)	1,257	30%	16%	46%
South and Central Asian Affairs (SCA) ¹	518	51%	15%	66%
Western Hemisphere Affairs (WHA)	2,510	25%	14%	39%
Total and Average	11,974	26%	15%	41%

(Note: includes filled and pending positions; includes full-time, part-time, and intermittent work schedules.)

¹ Three SCA Special Incentive Posts (SIP) account for 9% of SCA Inside the Mission positions.

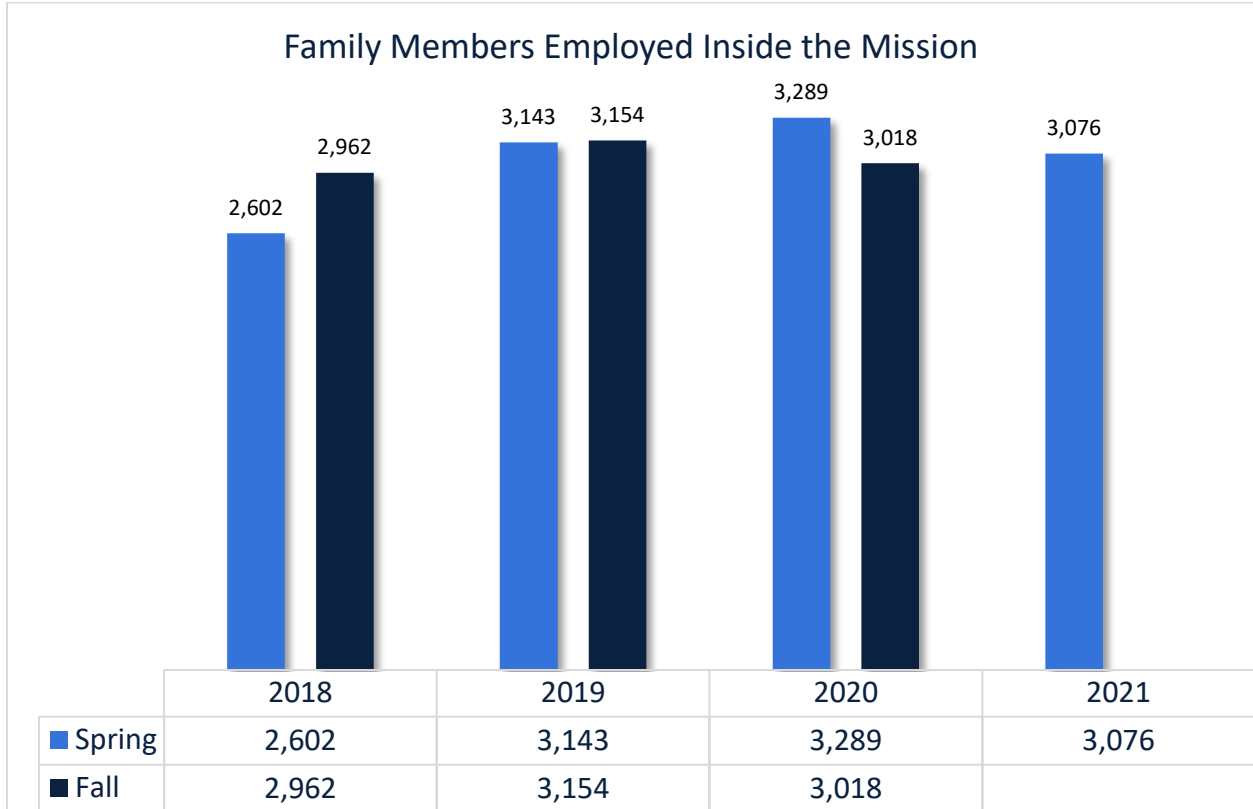


Number of Inside the Mission EFM Employees by Bureau (Spring 2018 - 2021)

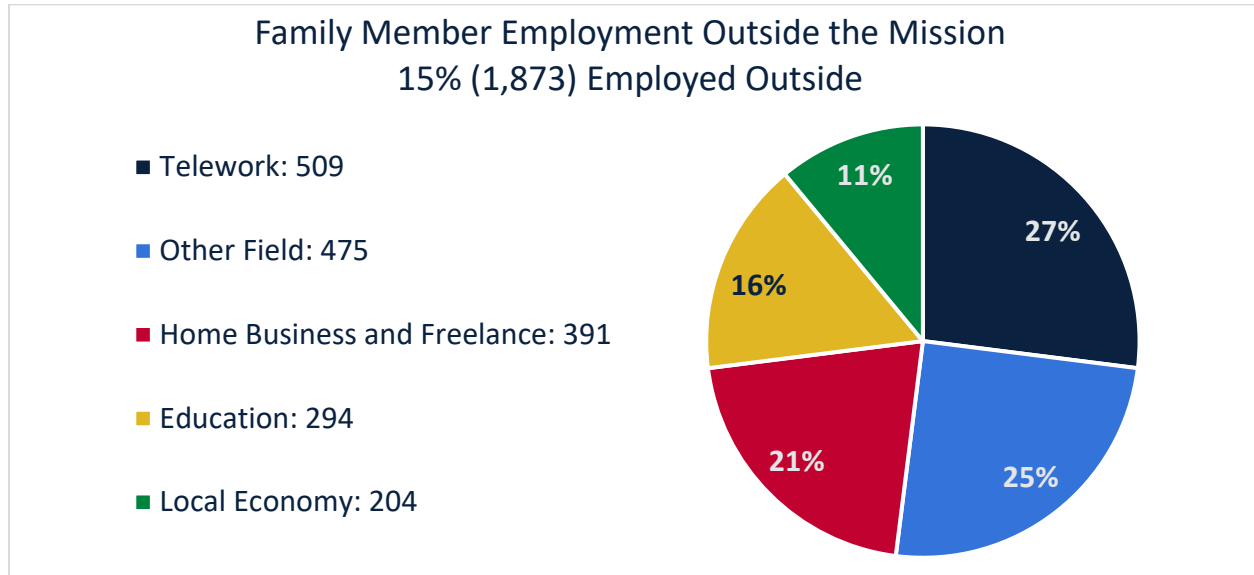


(Note: includes filled and pending positions; includes full-time, part-time, and intermittent work schedules.)



Family Member Employment Inside the Mission


Family Member Employment Outside the Mission



Other Fields Defined

Field	Number of EFM's	%
Commute to U.S.	11	1%
DETO	134	7%
International Org/PVO/NGO	104	6%
Law	22	1%
Medical	30	2%
Military	16	1%
Other Diplomatic Mission	8	<1%
Recreation Association	49	3%
U.S. Government - DC	101	5%
Total	475	25%

