

2023

COMPREHENSIVE ANNUAL REPORT ON PUBLIC DIPLOMACY & INTERNATIONAL BROADCASTING

Focus on FY 2022 Budget Data



CELEBRATING
1948 **75** 2023
YEARS



TRANSMITTAL LETTER

To the President, Congress, Secretary of State, and the American People:

The United States Advisory Commission on Public Diplomacy (ACPD), authorized pursuant to Public Law 112-239 [Sec.] 1280(a)-(c), hereby submits the 2023 Comprehensive Annual Report on Public Diplomacy and International Broadcasting.

The ACPD is a bipartisan panel created by Congress in 1948 to formulate and recommend policies and programs to carry out the public diplomacy (PD) functions vested in U.S. government entities and to appraise the effectiveness of those activities across the globe. The ACPD has a Congressional mandate to prepare an annual accounting of public diplomacy and international broadcasting activities, as well as to produce other reports that support more effective efforts to understand, inform, and influence foreign audiences.

The 2023 report, which details all reported major U.S. government PD and international broadcasting activities conducted by the U.S. Department of State and the U.S. Agency for Global Media (USAGM) in 2022, is based on data collected from all State Department PD bureaus and offices, the Public Affairs Sections of U.S. missions worldwide, and from all USAGM entities. This report was researched, verified, and written by ACPD members and staff with continuous input and collaboration from State Department public diplomacy and USAGM officials.

This year's report focuses on the actual funds spent from fiscal year (FY) 2022 and aims to provide a complete accounting of public diplomacy and broadcasting activities in that time frame. Wherever possible, the report also examines FY 2023 planned spending, strategy, and activities, in addition to FY 2024 budget requests.

This report reinforces the ACPD's commitment to the advancement of research and evaluation for public diplomacy and international broadcasting, the improvement of the organizational structure of public diplomacy at the Department of State, and the enhancement of career trajectories and professional development of PD professionals.

Now celebrating 75 years of reporting on U.S. government public diplomacy programs, we remain dedicated to producing a high quality and thoroughly vetted document of record each year. We also welcome the opportunity to provide a detailed view of the many information, outreach, education, and cultural activities the U.S. government supports worldwide.

We hope that by offering informed and future-oriented recommendations, and by promoting transparency in budgets and spending, we can continue to strengthen public diplomacy's essential role in achieving U.S. foreign policy goals while reinforcing America's national security and prosperity. Finally, we wish to express our profound admiration for the commitment and talent of America's public diplomacy practitioners and international broadcasters, as well as our respect for the sustained dedication of their leadership and staff at home and abroad.

Respectfully Submitted,



SIM FARAR
Chairman
California



WILLIAM J. HYBL
Vice-Chairman
Colorado



ANNE WEDNER
Commissioner
Florida



United States Advisory Commission on Public Diplomacy

2023 Comprehensive Annual Report on Public Diplomacy & International Broadcasting

Focus on FY 2022 Budget Data

Edited by:

Vivian S. Walker, PhD

Executive Director, U.S. Advisory Commission on Public Diplomacy

Jeffrey Ridenour

Senior Advisor, U.S. Advisory Commission on Public Diplomacy

Deneyse A. Kirkpatrick

Senior Advisor, U.S. Advisory Commission on Public Diplomacy

Kristina Zamary

Program Assistant, U.S. Advisory Commission on Public Diplomacy



The views represented herein are those of the U.S. Advisory Commission on Public Diplomacy and do not necessarily reflect the views of the Commission's administrative home, the U.S. Department of State.

TABLE OF CONTENTS

I | Acknowledgments

II | Data Collection Methodology, Sources, and Key Terms

IV | 75th Anniversary Reflections

1 | Executive Summary

- 2** Total PD Spending by Budget FY 2018-2022
- 3** Total FY 2022 PD Spending by Budget
- 4** Washington-Coordinated FY 2022 Department of State PD Spending Compared
- 5** Global Map of FY 2022 Public Diplomacy Spending Compared by Region
- 6** Global Public Diplomacy Spending by U.S. Mission
- 13** History of Public Diplomacy Spending 1981-2022

14 | Recommendations

- 15** To the White House
- 15** To the U.S. Congress
- 15** To the Secretary of State
- 16** To the Office of the Undersecretary for Public Diplomacy and Public Affairs, and Office of Policy, Planning, and Resources
- 16** To the Bureau of Educational and Cultural Affairs
- 16** To the Bureau of Global Public Affairs
- 17** To the Global Engagement Center
- 17** To the Foreign Service Institute Public Diplomacy Training Division
- 17** To the U.S. Agency for Global Media

18 | Office of Policy, Planning, and Resources

- 21** Expo Focus Feature

22 | Bureau of Educational and Cultural Affairs

- 23** Strategic Overview
- 27** Policy Directorate
- 31** Academic Programs
- 40** Professional and Cultural Exchanges
- 49** Private Sector Exchanges

54 | Bureau of Global Public Affairs

63 | Global Engagement Center

69 | Foreign Service Institute PD Training Division

72 | National Museum of American Diplomacy

74 | U.S. Public Diplomacy in Africa

- 80** FY 2022 AF PD Spending Ranked by Post

- 82** Country Profiles

91 | U.S. Public Diplomacy in East Asia and the Pacific

- 96** FY 2022 EAP PD Spending Ranked by Post

- 97** Country Profiles

102 | U.S. Public Diplomacy in Europe and Eurasia

- 108** FY 2022 EUR PD Spending Ranked by Post

- 110** Country Profiles

119 | U.S. Public Diplomacy through International Organizations

123 | U.S. Public Diplomacy in the Near East

- 127** FY 2022 NEA PD Spending Ranked by Post

- 128** Country Profiles

132 | U.S. Public Diplomacy in South and Central Asia

- 137** FY 2022 SCA PD Spending Ranked by Post

- 138** Country Profiles

141 | U.S. Public Diplomacy in the Western Hemisphere

- 146** FY 2022 WHA PD Spending Ranked by Post

- 148** Country Profiles

154 | Functional Bureau Public Diplomacy Activities

- 155** Bureau of Consular Affairs

- 156** Bureau of Conflict and Stabilization Operations

- 157** Bureau of Counterterrorism

- 158** Bureau of Democracy, Human Rights, and Labor

- 159** Bureau of Economic and Business Affairs

- 160** Bureau of Energy Resources

- 161** Bureau of International Narcotics and Law Enforcement Affairs

- 161** Bureau of Intelligence and Research

- 162** Bureau of International Security and Nonproliferation

- 163** Bureau of Oceans and International Environmental and Scientific Affairs

- 164** Bureau of Political-Military Affairs

- 164** Bureau of Population, Refugees, and Migration

166 | U.S. Agency for Global Media

- 177** USAGM Services Ranked by FY 2022 Budget

180 | U.S. Agency for Global Media Language Services

ACKNOWLEDGEMENTS

The ACPD would like to thank the State Department and the U.S. Agency for Global Media leadership and staff for their assistance in the collection of budget data, thematic input, and program descriptions. We are grateful to the State Department's Office of the Under Secretary for Public Diplomacy and Public Affairs (R) for the continued support of the Commission and its reporting function. We would like to acknowledge the input from the Office of Policy, Planning, and Resources (R/PPR), with particular thanks to Paul Kruchoski, David Shelby, Esther Kim, and Corinne Kenny. We are also grateful to the R/PPR budget and procurement teams for their steadfast support of ACPD operations, including the preparation of this report.

Many thanks to the leadership of the Global Public Affairs Bureau (GPA), including Bill Russo and Kristin Kane, as well as Jay Raman, Nick DiNardo, Michael Kameras, and the entire GPA special assistant team. We are grateful to the leadership of the Global Engagement Center (GEC), including Daniel Kimmage and Leah Bray, as well as GEC colleagues Karl Stolz, Daniel Gaush, Patricia Watts, Amir Marzouk, and Adela Lewis. We are indebted to the leadership team of the Bureau of Educational and Cultural Affairs (ECA), including Ed Kemp and Michele Riebling, as well as Greta Gromovich and Claire Helgersen. Thanks also to Michelle Los Banos and Preeti Shaha at the Foreign Service Institute (FSI), Rebecca Pasini and Jaffar Diab in Consular Affairs (CA), and to Susan Cleary and Lisa Helling at the National Museum of American Diplomacy (NMAD).

We also appreciate the help received from Public Diplomacy and Public Affairs Office Directors and their staffs in the State Department's six regional bureaus (African Affairs, East Asian and Pacific Affairs, European and Eurasian Affairs, Near Eastern Affairs, South and Central Asian Affairs, and Western Hemisphere Affairs) and the Bureau of International Organization Affairs, who reviewed foreign policy and public diplomacy strategies with us while also verifying the report's data. This includes, but is not limited to: Erik Watnick, Janet Deutsch, and Madison Conoley (AF); Brian Gibel, Valerie O'Brien, and Michelle Kevern (EAP); Sherry Keneson-Hall, Michelle Schohn, and Renée Knepper (EUR); John Kincannon, Helaena White, Pen Agnew, Max Kleweno, and Lavenia Holland (NEA); Molly Stephenson, Anne Seshadri, and Ellen Delage (SCA); Ryan Rowlands, Amy Storrow, Jessica Padron, Zach Braun, and Blakeney Vasquez (WHA); and Mark Schlachter, Monica Cummings, and Maribel Vasquez Molina (IO).

Additionally, and importantly, we thank the functional bureaus' PD offices for their thoughtful updates in support of this year's report. At the U.S. Agency of Global Media (USAGM), we greatly appreciate the support and insights provided by Kate Neeper, Yelena Osipova-Stocker, and Amelia Rousseau.

Many thanks to our Spring 2023 research assistant, Tom Tran Jr., who provided invaluable assistance in compiling data for the Country Profiles in this report.

Finally, we remain grateful for the guidance we received in researching this report from the professional staff members of the Committee on Foreign Relations at the U.S. Senate and the Committee on Foreign Affairs at the U.S. House of Representatives, including Sarah Arkin, Janice Kaguyutan, Grant Mullins, and Brian Cullen.

DATA COLLECTION METHODOLOGY, SOURCES, AND KEY TERMS

The *2023 Comprehensive Annual Report on Public Diplomacy and International Broadcasting* serves as a reference guide and a point of inquiry for questions on U.S. government public diplomacy and international broadcasting activities worldwide. The report is based on the most recent actual budget data available from fiscal year 2022 (October 1, 2021 to September 30, 2022) described as “actual” spending amounts. Wherever possible, the report also provides fiscal year 2023 estimates, or “planned” amounts.

Budget and Program Data Sources

The bulk of the report originates in budget data and program descriptions from Washington and the field as provided by the U.S. Department of State’s public diplomacy (PD), regional, and functional bureaus and offices and the U.S. Agency for Global Media (USAGM). In addition, PD leadership of the regional and functional bureaus provided access to regional and functional bureau foreign policy and public diplomacy plans and data from fiscal year 2022 and, when available, fiscal year 2023.

The Under Secretary’s Office of Policy, Planning, and Resources (R/PPR) provided an overview of budget, programmatic, analytical, and personnel initiatives. Owing to the challenges associated with the ongoing deployment of PD Tools, data indicating key thematic public diplomacy spending by U.S. mission is not available this year. The total Diplomatic Programs’ Public Diplomacy funds (DP .7) and American Salaries are actual figures and come from Appendix 1 of the Congressional Budget Justification (CBJ) for the International Affairs Budget. The International Affairs Budget total is also taken from the CBJ and includes Functions 150 & 300.

The Bureau of Educational and Cultural Affairs (ECA) provided open-source Educational and Cultural Exchanges (ECE) budget and general program activity information. The Bureau of Global Public Affairs (GPA) provided open-source information and budget data for programs and public outreach activities that directly or indirectly engaged with foreign audiences. The Global Engagement Center (GEC) furnished unclassified program information and budget data. USAGM offered program and budget information drawn from its comprehensive database. Department of State regional and functional bureaus supplied PD program overviews and spending data.

When reviewing the data, it is important to remember that the overall cost of operating in a country, not just how much money is distributed to programs, must be considered. Numerical values can vary significantly by program and by country depending on variables such as local operating expenditures and prevailing political and security conditions. For example, some U.S. Agency for Global Media program delivery costs can be quite high owing to the non-permissive environments in which a Service operates.

Country Profile Data Sources

The Department of State regional bureaus supplied FY 2022 PD spending data organized by U.S. mission. In the absence of spending data by program activity, the ACPD focused on country demographics and literacy, as well as social and media indicators for each mission.

Demographics and literacy data for geographical area, percentage of a country’s population under age 24, refugee population, urban population, GDP/per capita, unemployment, below poverty line, literacy rate, and average years of education for each gender are largely drawn from [The World Factbook](#). Data related to internet, social media, and mobile phone usage is from [DataReportal](#). In the absence of reliable or reported data, countries are marked not available.

Specific social and media indicators come from the following indices:

- [Inclusive Internet Index](#) from the Economist Intelligence Unit
 - The Inclusive Internet Index seeks to measure the extent to which the Internet is not only accessible and affordable, but also relevant to all, allowing usage that enables positive social and economic outcomes at the individual and group level.
- [Social Progress Index](#) from the Social Progress Imperative
 - The Social Progress Index is a comprehensive tool that measures the quality of life and whether people have the basic needs to prosper irrespective of gender, race, or sexual orientation.
- [Corruption Perceptions Index](#) from Transparency International
 - The Corruption Perception data measures the prevalence of corruption, citizens’ experiences, and attitudes towards it.
- [Economic Freedom Index](#) from The Heritage Foundation
 - The Index of Economic Freedom measures the impact of liberty and free markets around the globe.
- [World Press Freedom Index](#) from Reporters Without Borders
 - The World Press Freedom Index measures the degree of freedom available to journalists.

- [Global Soft Power Index](#) from Brand Finance
 - The Global Soft Power ranks a nation's ability to influence the preferences and behaviors of various actors in the international arena (states, corporations, communities, publics, etc.) through attraction or persuasion rather than coercion.
- [Gender Inequality](#) from the United Nations Development Programme
 - The Gender Inequality Index measures gender inequalities in three important aspects of human development—reproductive health, empowerment, and economic status.

Key Terms

Diplomatic Programs Public Diplomacy Funding (DP .7): The Diplomatic Programs (DP) appropriation provides funding for the people, infrastructure, security, and programs needed to implement U.S. foreign policy. These activities span 41 bureaus and offices, 195 countries, and 276 diplomatic posts. In this report, DP (.7) funding refers to a specific subset of DP funds for programmatic allocations for public diplomacy that does not include funding for American salaries.

Supplemental Funding: Supplemental funding has been added to the “Total Reported” budget figures for U.S. missions abroad to provide readers with a more accurate picture of how supplemental funding contributes to U.S. government public diplomacy programs over and above the standard DP (.7) allotment. Supplemental funding can include:

- **AEECA:** Assistance for Europe, Eurasia, and Central Asia.
- **DP (.7) Carryover:** Prior year Diplomatic Programs funding held over and spent in following fiscal years.
- **Economic Support Funds (ESF):** Aid designated to promote economic or political stability in areas where the United States has special strategic interests.
- **Representation Funds:** DP allocated to offices to facilitate official receptions and other representational activities for foreign contacts.
- **President's Emergency Plan for AIDS Relief (PEPFAR):** Initiative to help save the lives of those suffering from HIV/AIDS around the world. Frequently used to fund public information campaigns.
- **American Spaces:** GPA funding to posts for American Spaces, contact relationship management systems, and other outreach purposes.
- **Coronavirus Aid, Relief, and Economic Security (CARES) Act:** CARES covers payments for necessary expenditures incurred owing to the public health emergency with respect to COVID-19.

SOVIET ADVOCACY AND THE U.S. MEDIA

A Report of the
United States
Advisory Commission
on Public Diplomacy




Exploring U.S. Public Diplomacy's
Domestic Dimensions:
Purviews, Publics, and Policies



APRIL 2022

Vivian S. Walker
Kathy R. Fitzpatrick
Jay Wang



Publics and Diplomats in the Global Communications Age

United States
Advisory Commission

UNITED STATES ADVISORY COMMISSION
ON PUBLIC DIPLOMACY

Consolidation of USIA
Into The State Department:
An Assessment After One Year



OCTOBER 2000

Special reports published by the U.S. Advisory Commission on
Public Diplomacy.



75TH ANNIVERSARY REFLECTIONS

REFLECTIONS ON THE 75TH ANNIVERSARY OF THE U.S. ADVISORY COMMISSION ON PUBLIC DIPLOMACY



In 1948, the U.S. Advisory Commission on Public Diplomacy was established with a mandate to provide independent, bipartisan assessments of America's public diplomacy and international broadcasting activities.

Seventy-five years later, the Commission is still going strong, producing incisive, data-driven reporting and recommendations on the full range of USG policy advocacy, messaging and media collaboration, cultural, academic, and professional exchange programs, and international broadcasting platforms.

To celebrate the ACPD's 75 years of service to the White House, Congress, and the American people, we invited current and former ACPD commissioners, executive directors, and longtime research and policy partners to reflect on its past as well as its future. Their contributions follow.

A “Commitment to the Power of Public Diplomacy”



It has been an immense pleasure and honor to serve as an ACPD Commissioner and Chairman for more than twelve years. From traveling around the world to meet with public diplomacy practitioners to assessing U.S. government PD activities through our comprehensive annual and special reports to organizing meetings that provide the American public a place to learn and discuss our government's efforts to inform and influence foreign audiences – the work the Commission has made and continues to make a difference.

Just in my time, several ACPD recommendations have become a reality, such as the merger of two bureaus into the Global Public Affairs Bureau or the creation of a research and evaluation unit in R/PPR. While the ACPD cannot and should not take full credit for the implementation of its recommendations, the Commission plays an integral role in bringing important issues to the President, Congress, the State Department, the U.S. Agency for Global Media, and the American people. Over the last 75 years, the insights and advocacy of the ACPD have helped to garner greater bipartisan support for the work of the State Department and USAGM.

Finally, I would like to dedicate this commemoration of the Commission's 75 years of service to current and former ACPD staff and commissioners and to all the professionals who have contributed to ACPD reports and meetings. Their commitment to the power of public diplomacy has served to make our country safer and more prosperous.

SIM FARAR

Chairman
U.S. Advisory Commission on Public Diplomacy

Sim Farar has served the Commission for more than 12 years, the majority of which has been in the capacity as the Chairman. He also is a managing member of JDF Investments Company, LLC, and has served as a U.S. representative to the United Nations 76th and 54th General Assemblies.

A “Tireless Advocate for Public Diplomacy”



It has been a great honor to serve my country for more than 25 years as an ACPD Commissioner. I joined the Commission back in 1990 under the George H. W. Bush Administration. It was an exciting time for the United States and our public diplomacy. We had just seen a great achievement in public diplomacy's role in influencing international opinion around the Gulf War, and more importantly, democracy appeared to be winning with the collapse of the Soviet Union.

In 1991, we published a special report titled, “[Public Diplomacy in the 1990s](#),” which can be found on the ACPD website and is worth the read. In this report, we argued something that was true then, and even more appropriate today with wars raging and authoritarianism on the rise.

The Commission finds a historic pattern of insufficient commitment to public diplomacy at the highest levels of the Executive Branch. Attention to public diplomacy has been episodic, crisis-related, and tied largely to communication of high-profile policies...The United States under-invests in international information and educational exchange programs.

I'm proud of the work of this bipartisan Commission over the last 75 years to advocate tirelessly for public diplomacy so that PD professionals working abroad and here in the United States have the right tools, strategies, and resources to fulfill their missions.

Finally, I would like to express my sincere appreciation for the PD professionals, past and present, who are working or have worked on behalf of the U.S. government to promote American interests around the world.

WILLIAM J. HYBL

Vice Chairman
U.S. Advisory Commission on Public Diplomacy

Bill Hybl previously served as the ACPD Vice Chair from 1990 to 1997 and Chairman from 2007 to 2016. An attorney, former member of the Colorado legislature, and former special counsel to President Ronald Reagan, Mr. Hybl also serves as vice chairman of the Board of the International Foundation for Electoral Systems.

A "Timelessly Relevant Institution"



The U.S. Advisory Commission on Public Diplomacy's mission has evolved during the last 75 years, but its examination of our U.S. Department of State and U.S. Agency for Global Media colleagues' indispensable work connecting with foreign audiences to advance U.S. foreign policy remains essential. Decades of ACPD research has helped to guide the field through major geopolitical moments, including the Cold War, 9/11 and the Global War on Terror, and today's great power competition in our digital world.

2023 also marks nearly 10 years of the current format of the Comprehensive Annual Report, which Congress mandated to better understand the impact of U.S. public diplomacy. Our small staff – and Commissioners Sim Farar, William Hybl, Lyndon Olson, Penne Korth Peacock, Anne Wedner, Lezlee Westine – were proud to produce it the next year along with the landmark [Data-Driven Public Diplomacy](#) report. These reports, and many more during the last decade, have anchored public diplomacy research with critical data and continue to illuminate for Congress the rich complexity of this work – and how indispensable it is for U.S. national security.

The unique role that the Commissioners and staff play in working with the State Department, USAGM, Congress, academia, and with private citizens to advance knowledge of and understanding of the public dimension of diplomacy is unmatched. Congratulations to all who have made the U.S. Advisory Commission on Public Diplomacy a timelessly relevant institution and to our colleagues within State and USAGM for their continuous, extraordinary innovation.

KATHERINE BROWN

Global Ties CEO

Katherine Brown is the President and CEO of Global Ties U.S., the largest and oldest citizen diplomacy network in the United States. Dr. Brown served as the ACPD Executive Director from 2013 to 2016.

"Being Part of the Take-Offs"



The President's Advisory Commission on Public Diplomacy and its predecessors have played a unique and important role in the evolution of the global outreach of the United States. They have a dual function, both channeling private sector advice and expertise into the direction of US public diplomacy, and no less significantly building a community of informed citizens who can speak with authority about exchange and information issues to their peers in positions of influence within the wider U.S. elite. Some of the individuals involved – media executive Frank Stanton, author James A. Michener, and think-tank founder/leader Edwin J. Feulner Jr. – had especial clout.

The Advisory Commission has been of especial value in driving attention to issues of infrastructure and technology. It has pushed modernization and showcased innovation within the ranks of serving FSOs which might otherwise have escaped unnoticed. Commissioners have also served as energetic participants in Public Diplomacy's labors of Sisyphean, arguing for the significance of cultural work and for the most neglected maxim of Public Diplomacy—that it all must rest on listening. Reading through multiple reports of the Commission going all the way back to the Kennedy years, I was struck that the Commission and its predecessors, whatever the stripe of the White House, had to remind incumbents of Edward R. Murrow's principle that if Public Diplomacy was to be effective in fixing the crash landings of foreign policy, it needed to also be part of the 'take offs.' In today's hyper-connected world, the wisdom of this is undiminished.

NICHOLAS J. CULL

Professor of Public Diplomacy, Annenberg School for Communication and Journalism
University of Southern California

Nicholas Cull is the founding director of USC's Center on Public Diplomacy. He is a historian who has published extensively on issues on media and communications in foreign policy. Dr. Cull has also lectured around the world and served as a consultant to several governments on issues related to public diplomacy.

Investing in America's Future with Public Diplomacy



The 75th anniversary of the U.S. Advisory Commission on Public Diplomacy is an opportunity to celebrate the Commission's important work in advancing U.S. public diplomacy practices throughout the world. The Commission's reporting on public diplomacy activities recognizes the essential role of U.S. Foreign Service Officers in building cross-border relationships of trust and goodwill that contribute to the advancement of U.S. foreign policy and national interests.

Through cultural and educational programming, media and information outreach, dialogue and engagement with strategic publics, special events, and other initiatives, public diplomacy specialists advance democratic principles and values that make the world a safer and more prosperous place for all citizens. They also promote informed and responsible decision-making by U.S. policymakers through on-the-ground intelligence gathering and media monitoring that provide insights needed to understand foreign public opinion and perceptions.

Through its work, the Commission has demonstrated both the value of public diplomacy in international relations and the significant role of the Commission in strengthening public diplomacy's effectiveness. The Commission has helped to ensure that public diplomacy resources are strategically deployed to build and sustain supportive relationships with people abroad and that the United States is perceived as a credible source of information and an honest broker in global affairs. It has improved the research behind and the evaluation of public diplomacy efforts. And it has enhanced the training and capabilities of public diplomats to tackle emerging global issues and challenges.

Above all, the Commission has increased awareness among national leaders that an investment in public diplomacy is an investment in America's future.

KATHY R. FITZPATRICK

Director and Professor
The Zimmerman School at the University of South Florida

Currently serving as a faculty fellow at the USC Center on Public Diplomacy, Kathy Fitzpatrick is an internationally recognized scholar in public relations and public diplomacy. She also serves as the co-founding editor of the Palgrave Macmillan Book Series on Global Public Diplomacy.

Bipartisan Assessment, Informed Dialogue



Embassies, ambassadors, and the State Department are as old as the United States. America's public diplomacy institutions, born in the 20th century, have shallower roots. The bipartisan U.S. Advisory Commission on Public Diplomacy has been a much needed and durable source of support and advice for instruments of diplomacy that are not well known and often misunderstood.

Commission members, presidentially appointed and Senate confirmed, come from a broad cross-section of American society. Some have been nationally recognized leaders in their fields. Some masters of Washington's folkways. Some renowned scholars. Others business and labor leaders. Still others, experts in communication, media, the arts, and other fields relevant to diplomacy's public dimension. Typically, they arrive with considerable expertise but limited understanding of the professional practice of public diplomacy. This quickly changes following embassy visits and briefings from field practitioners. For 75 years, commissioners have energetically debated critical issues in the nation's public diplomacy, and political partisanship has not played a role in their deliberations. This is key to the Commission's strength, and it must continue.

Commissioners, supported by a career staff, bring insights and problem-solving competence in their reports to operational and funding priorities, communication technologies, opinion research, evaluation, and a host of other issues. Less appreciated, but equally valuable, has been their informed and informal dialogue with presidents, officials, ambassadors, and lawmakers. Unlike the nation's military, American diplomacy lacks institutions that connect government and civil society. The Commission is a rare exception. Its rich history deserves celebration. Its future merits strengthened support.

BRUCE GREGORY

Visiting Scholar, Institute for Public Diplomacy and Global Communication
George Washington University

Bruce Gregory was the ACPD's Executive Director from 1983 to 1997. Since retiring from government service in 2002, he has taught and published on public diplomacy. He compiles one of the most comprehensive online collections of current research and publications in the field of public diplomacy.

Reflections on ACPD



Despite serving for only one year as Executive Director of the ACPD, most likely the shortest tenure of any Executive Director in the Commission's history, I came to appreciate its important role in appraising U.S. Government public diplomacy activities.

I was there during a tumultuous time: the U.S. Information Agency had just been folded into the State Department, and the Commission issued a much-anticipated report in October 2000 entitled "Consolidation of USIA Into the State Department: An Assessment After One Year."

We concluded that the consolidation of USIA into the State Department produced a "mixed record." Acknowledging that the transition was a very difficult adjustment for former USIA employees, we found low morale among the Department's "new" employees. Still, public diplomacy programs continued without major hiccups, including exchanges as well as information and speaker programs. It will take several years, our report concluded, before public diplomacy becomes an accepted "cone" in the Department and is recognized for the value it brings to U.S. foreign policy goals and objectives. To be honest, I'm not sure that time has arrived fully to this day.

The Commission, of course, is only as good as its members and the people who work at it. I learned a great deal from past Executive Director Bruce Gregory, who was very kind in sharing his insights and experience. Candy Thompson was a wonderful administrative assistant and a very decent person. Harold Pachios was a wonderful and caring chair of the Commission. He and others on the Commission, including Maria Elena Torano and Paula Dobriansky, have remained friends. I also got to know and become friends with Walter Roberts, a giant in the field of public diplomacy who served as a senior consultant to the Commission at that time. Walter played a key role at USIA and on the Commission for much of its 75 years.

DAVID J. KRAMER

Executive Director
George W. Bush Institute

David J. Kramer served eight years in the Department of State under the George W. Bush administration, including as Assistant Secretary of State for Democracy, Human Rights, and Labor, and one year as the ACPD's Executive Director.

“A Beacon of Hope”



It is a privilege to contribute comments marking the 75th Anniversary of the U.S. Advisory Commission on Public Diplomacy. It is an ideal opportunity to thank the Commissioners and staff who have worked diligently during three quarters of a century to enable the Commission to live up to its Congressional mandate.

As a practitioner, working for private sector partners of both USIA and the State Department, U.S. ACPD reports and programs were valuable training tools for my staff at Global Ties U.S. and the Institute of International Education, helping them understand the context of their work and how it complemented other U.S. public diplomacy activities.

As a professor at the American University School of International Service (SIS), Commission reports were required reading when I taught the first course on public diplomacy ever offered (1981). To this day, as I teach graduate Practical and Skills Institutes, the U.S. ACPD programs and reports remain valuable resources. Programs offer students essential networking opportunities while providing historical perspectives as well as cutting edge information. The [recent program](#) on AI was an excellent example.

As an advocate for PD through my work as a volunteer board member of the Public Diplomacy Council of America (PDCA), the products of the Commission help us craft our advocacy strategy and work with partner organizations to build a domestic constituency for PD.

A 1963 report of the Commission was entitled *A Beacon of Hope* – an apt description for the Commission in general. I trust that the Commission will continue to provide information, inspiration, and hope to all committed to strengthening this under resourced but maximally effective dimension of foreign policy.

SHERRY MUELLER

Distinguished Practitioner in Residence
School of International Service, American University

Sherry Mueller is a senior lecturer for a graduate practicum on cultural diplomacy and international exchange. She has also served as the President of the Public Diplomacy Council of America. She was named President Emeritus for Global Ties U.S.

Public Diplomacy's "Essential" Role



My time as Counselor of USIA (1993-96) coincided with the revolution in information technology, the erosion of a bipartisan consensus on American foreign policy and the rise in prominence of global non-governmental organizations. Given its bi-partisan composition of members, well situated in the media and cultural worlds, the Advisory Commission proved invaluable guiding and supporting our direction of the Agency through the turbulence.

The European Organization for Nuclear Research (CERN)'s decision to place the World Wide Web software in the public domain in 1993 quickly transformed the media ecology within which public diplomacy was conducted. The Commission understood that failing a responsive transformation of our national public diplomacy apparatus, the United States would squander an opportunity to continue to set the global agenda in ways that might shape the preferences of others.

The Commission's report, "[A New Diplomacy for The Information Age](#)," published in 1996, gave us the courage to continue on the reorganizational path we had chosen. The report also tried to educate stakeholders controlling the destiny of USIA and the function of public diplomacy that understanding, informing, and influencing foreign publics must continue to be a high national priority.

Sadly, three years following the issuance of their report, USIA was eliminated. The Commission's argument that public diplomacy was essential to a new diplomacy, did, however, clothe the State Department consolidation in a shiny suit of hope. Others will recall the occasion. For my part, I retired in 1996, grateful for time spent with commissioners and thankful for their efforts.

DONNA MARIE OGLESBY

Retired Senior Foreign Service Officer

Donna Marie Oglesby spent more than 25 years as a Foreign Service Officer with the United States Information Agency (USIA), serving as USIA Counselor, the agency's highest-ranking career position. Following her foreign service career, she taught and published articles on public diplomacy.

A “Vital Commons”



When I joined the USIA Foreign Service in 1962, we quickly concluded that USIA and public diplomacy was much like the ancient tale of the blind men and the elephant – that part of the beast one touched represented the totality. The briefings we received emphasized one element or the other. As newcomers we had the wisdom of inexperience and saw PD as a helter-skelter assortment of programs and activities. Once in the field I could see how DC support came together – or didn’t. All the more reason to wonder about disconnections.

For 75 years, what is now known as the Advisory Commission on Public Diplomacy has sought to encompass the complex entirety of public diplomacy. The ACPD organized scores of annual and special reports, hearings, and conferences as well as personal contacts with U.S. leaders and other public engagements. Sadly, governing institutions and media were often too busy to listen carefully. Nevertheless, the ACPD and its predecessors have earnestly sought to improve U.S. statecraft and promote understanding of the public dimension of U.S. statecraft and American global engagement.

Rummaging through the reports one can see the scope and balance of the Advisory Commission, e.g., the 1962 report asking USIA to spend less time on routine media placement and emphasize more direct person-to-person program activities. Or the 1977 report that called for a merger of State/CU into USIA. Or the major 1987 conference on PD in the Information Age sponsored by the Commission in the Loy Henderson Room with its lead-off speaker Secretary of State Shultz. Or the 2017 report asking whether PD can survive the Internet and the 2023 panel on the use of [Artificial Intelligence in Public Diplomacy](#).

Today, in a time of multiple crises, the U.S. needs all the more to understand what drives publics abroad (and here at home). Rapidly changing communications are shaping perceptions and introducing new rules of behavior. Growing disinformation at all levels of communication contributes to confusion about truth, facts, and reality.

To help the USG and Americans respond, the ACPD and its work should be even more a vital “commons” or meeting place for all who care about America’s world leadership and seek more understanding of contemporary communication challenges.

MICHAEL SCHNEIDER

Retired Senior Foreign Service Officer

Michael Schneider served in various capacities within the State Department and USIA, including as Senior Advisor to the Under Secretary of State. Most recently, he was the Director of Syracuse University’s Washington Public Diplomacy Program for MA students.

"Forward Thinking Research and Policy Recommendations"



The USC Center on Public Diplomacy congratulates ACPD on 75 years of guiding U.S. public diplomacy efforts. For three-quarters of a century now, the Commission has played a crucial role in enhancing America's communication with the international community. What's more, by promoting collaboration among government agencies and academic institutions, the Commission has significantly strengthened America's ability to engage with diverse global audiences.

Our Center has been privileged to participate in many impactful collaborations with ACPD through the years. These include comprehensive reviews of public diplomacy monitoring and evaluation strategies, research initiatives focused on the domestic dimension of public diplomacy, and joint events spotlighting influential thinkers and current topics in public diplomacy. Our initiatives with ACPD have helped inform both academic discourse and on-the-ground diplomatic efforts.

We applaud ACPD's important contributions to the ever-evolving theory and practice of public diplomacy. Its forward-thinking research and policy recommendations serve to better communicate America's values, culture, and policies to the international community, and to enable meaningful dialogue across borders.

The USC Center on Public Diplomacy looks forward to continuing our joint efforts with ACPD, addressing new challenges, and advancing the field of public diplomacy through shared research, insights, and initiatives. Together, we celebrate the Commission's seven decades of achievements and reaffirm our shared commitment to promote dialogue, mutual understanding, and cooperation on the world stage.

JAY WANG

Director of the USC Center on Public Diplomacy
Associate Professor, Annenberg School for Communication and Journalism
University of Southern California

A scholar and consultant in the fields of strategic communication and public diplomacy, Jian (Jay) Wang has researched and published extensively on soft power in global affairs and U.S. public diplomacy.



EXECUTIVE SUMMARY



"The House Jacks"— an American Music Abroad band on tour in Europe.

EXECUTIVE SUMMARY

The *2023 Comprehensive Annual Report on Public Diplomacy and International Broadcasting*, published by the U.S. Advisory Commission on Public Diplomacy (ACPD) per its congressional mandate, assesses the major public diplomacy (PD) and global media activities conducted by the U.S. Department of State and the U.S. Agency for Global Media (USAGM).

Based on data collected from the State Department's Public Diplomacy bureaus and offices, the Public Diplomacy Sections at U.S. embassies worldwide, and the USAGM, the report serves as a unique reference document, highlighting public diplomacy strategies and resources used to advance U.S. foreign policy objectives. The report also serves as a platform for innovation, helping U.S. government

(USG) public diplomacy initiatives to remain competitive in a complex global information environment and responsive to continuously evolving information technologies.

Overall PD spending in fiscal year (FY) 2022 was \$2.4 billion, a \$97.6 million increase (4.23 percent) from FY 2021. This figure includes budgets for Diplomatic Programs Public Diplomacy funding, Educational and Cultural Exchanges (ECE), the USAGM, and supplemental funding such as AEECA (Assistance for Europe, Eurasia, and Central Asia). FY 2022 PD spending increased as a percent of the international affairs budget (\$58.1 billion in FY 2022) from 3.99 percent in FY 2021 to 4.14 percent in FY 2022, or just 0.14 percent—less than one-sixth of a percent—of federal discretionary spending.

TOTAL PD SPENDING BY BUDGET FY 2018-2022

	FY 2018	FY 2019	FY 2020	FY 2021	FY 2022
DP - Public Diplomacy	\$392.9 million	\$391.2 million	\$465.8 million	\$426.9 million	\$450.7 million
DP - American Salaries	\$183.5 million	\$186.8 million	\$179.8 million	\$192.8 million	\$215.6 million
Educational and Cultural Exchange Programs (ECE)	\$646.1 million	\$700.9 million	\$735.7 million	\$740.0 million	\$753.8 million
Supplemental Funding	\$159.2 million	\$130.9 million	\$51.0 million (AEECA)	\$119.8 million	\$130.2 million
USAGM/BBG	\$803.5 million	\$800.3 million	\$805.1 million	\$827.4 million	\$854.2 million
Total State & USAGM PD Spending	\$2,185 million	\$2,210 million	\$2,237 million	\$2,307 million	\$2,404 million
State & USAGM PD Spending as a % of Total International Affairs Budget	3.88%	3.91%	4.00%	3.99%	4.14%
International Affairs Budget	\$56,386 million	\$56,476 million	\$55,939 million	\$57,771 million	\$58,140 million
State & USAGM PD Spending as a % of Federal Discretionary Budget	0.17%	0.17%	0.14%	0.14%	0.14%

HOW DOES FY 2022 SPENDING COMPARE?

To examine the value and return on investment of taxpayer expenditures, this report contextualizes current public diplomacy activities and spending and provides recommendations to maximize program impacts. Any attempt to determine an appropriate level of funding for informing and influencing foreign publics as part of whole-of-government efforts to achieve U.S. foreign policy goals must account for the challenges to successful influence strategies in a complex and competitive information environment.

Effective USG public diplomacy in the 21st century requires sustained increases in PD funding to equip teams worldwide with the necessary staff and tools to make strategic decisions about audiences, compete for attention and influence, engage in long-term programs and information activities, and conduct impact evaluation of programs and campaigns in the field. Successful public diplomacy initiatives also require cutting-edge expertise in content creation, audience and market analysis, technological systems, emerging and established social media platforms, and local media industries, in addition to the deep knowledge of U.S. policies and values that drive every PD effort.

These skills and experiences are crucial for building and strengthening relationships in the field, which form the basis for the protection and

promotion of national security and economic interests. Consequently, one could expect to see significant increases in the level of U.S. government PD spending. However, this is not the case. Since 1980, the annual average of U.S. government PD spending (adjusted for inflation) has been \$2.3 billion. From a high of \$2.9 billion (adjusted for inflation) in FY 1994, U.S. government expenditures on PD programs have *decreased* by \$514 million to a total of \$2.4 billion in FY 2022, despite the need to reach a global audience.

In short, PD budgets in real dollars have not matched the need for resources, which continues to grow exponentially, as indicated by the ***Spotlight on Funding and Resource Gaps*** entries embedded throughout this report. While State Department and USAGM public diplomacy activities play essential roles in achieving U.S. foreign policy, they continue to be apportioned a minor percentage of the international affairs budget and the federal government's discretionary spending.

Considering the widespread increase in extremist and foreign government propaganda, the rapid evolution of AI technologies, sustained conflicts such as the Russia-Ukraine war, and the intensification of hostilities in the Middle East, the U.S. government should prioritize far more resources for its PD programs.

WHERE DID THE MONEY GO?

This year's small investment of taxpayer resources in public diplomacy programming produced outsized impacts. Highlights include:

- 3,000 weekly hours of original USAGM programming across six global networks and a variety of digital and analogue platforms, in 63 languages to more than 100 countries, reaching more than 400 million people across the globe every week, a 50 million increase over 5 years;
- Over 10.6% of adults in Russia, or 11.7 million people, accessed USAGM programming every week, to include VOA and RFE/RL coverage that generated nearly 8 billion video views across social and digital platforms;
- More than 2,200 accredited U.S.-based foreign correspondents from major global media outlets engaged directly by the Foreign Press Centers in Washington, DC and New York;
- More than 90 ECA exchange programs supporting nearly 55,000 U.S. and foreign participants, many of whom are likely to become, or already are, political, social, and economic leaders;
- 152 new projects focused on mission critical topics sponsored by ECA's Office of Alumni Affairs totaling over \$4 million dollars, led and implemented by 482 alumni in 109 countries;
- Nearly 600 American Spaces in 145 countries, which conducted more than 427,000 virtual and blended programs with more than 14.5 million attendees;
- Nearly 200 U.S. mission websites in 59 languages which collectively registered with more than 147 million website visitors and received 500 million page views;
- 29 million people accessed the Department of State website, which also registered 62 million views;
- Harmony Square, GEC's on-line counter disinformation game, has been played over 400,000 times in 18 languages and used by four foreign governments ahead of democratic elections;
- More than 160,000 youth across East Asia and the Pacific joined the Young Southeast Asian Leaders Initiative's exchange program online community.

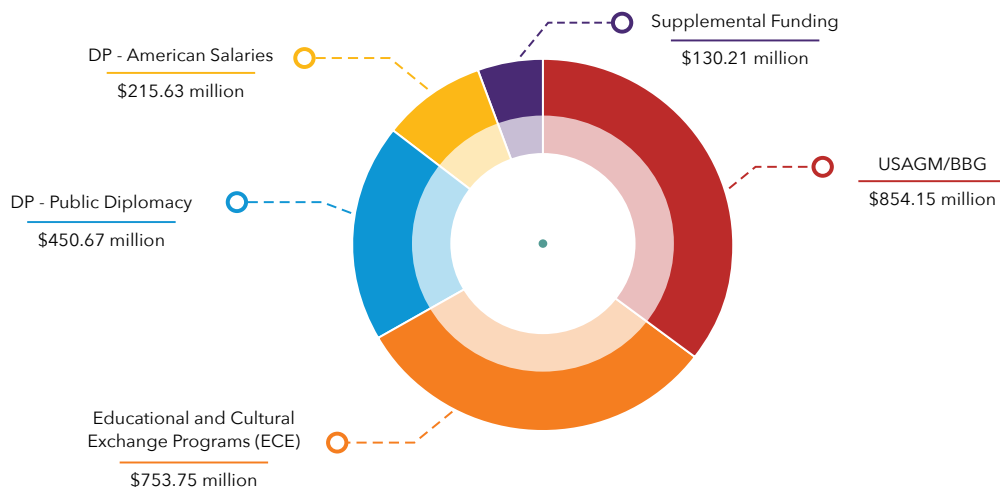
The FY 2022 investment in public diplomacy activities also supported internal efforts to sustain the USG's competitive edge in the global media space, to include the following training, outreach, and data collection initiatives:

- *R/PPR's Research and Evaluation Unit (REU)* conducted rigorous monitoring and program evaluations and delivery of capacity building services to PD sections. These evaluations are intended to help posts to collect and use data to design and assess their programs. The REU also completed the first ever evaluation of a USA Pavilion at the World Expo in Dubai and an evaluation of media literacy programs across four Eastern European countries to assess the efficacy of PD efforts at building resilience against misinformation and disinformation among several key audience groups in the region.
- *ECA's Office of Alumni Affairs* launched a new, cloud-based database platform, the Alumni Contact Engagement System (ACES), to improve tracking and engaging millions of global alumni of USG-supported and-sponsored exchanges, ACES serves as a master repository of 1.7 million alumni records from over 500 exchange programs since 1940 and grows at a rate of approximately 200K alumni per year. ACES has shared functionality with other State Department applications, including CRM and PD Tools. The event management and email engagement features in ACES allow contact of exchange program alumni directly from the system, as well as enhanced reporting and contact management capabilities, providing embassies and the Department with direct reach to alumni groups.
- The *Broadcast Division of GPA's* in-house studio hosted a record number of Secretarial events, including video recordings, live virtual meetings, and press engagements. Increased demand for live global video coverage of the Secretary's speeches and speaking engagements is made possible by the Division's scalable video-over-IP network infrastructure and cloud platforms. In FY 2022, the Division completed over 700 assignments, including 145 studio events, 200 briefings, 180 remote events (139 for the Secretary), and over 20 events in cooperation with the White House.
- The *FSI Public Diplomacy Training Division* adopted two major technology upgrades in FY 2022 and FY 2023: a new Student Information System designed to provide easier access for all students, greater security, and data integrity; a better platform for FSI to serve the Department workforce; and a new learning management system for instructional content called FSILearn.

While topline figures are important for context, this report's value lies in its in-depth overview and analysis of each of the agencies, bureaus, and offices that oversees and implement public diplomacy programs. The report also considers the effectiveness and efficiency of the spending in its analysis and recommendations.

Total FY 2022 PD Spending by Budget

Total State & USAGM PD Spending: \$2,404.41 million



**PD SPENDING AS A PERCENTAGE OF
INTERNATIONAL AFFAIRS BUDGET: 4.14%**

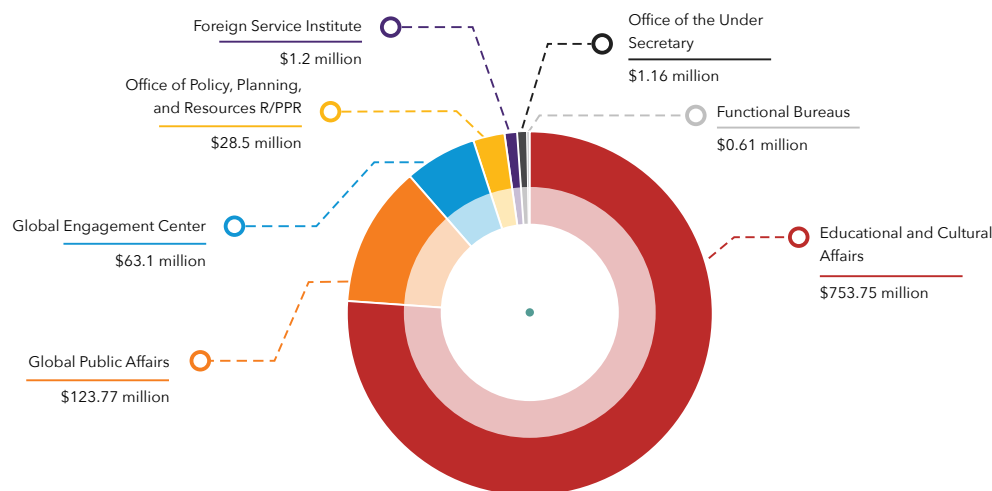
The USAGM spent approximately \$854.2 million (36 percent of total PD funding). ECA's exchange and cultural programs allocation increased to \$753.8 million (31 percent of total PD funding). DP (.7) funds—which support post-led PD programs, locally employed staff

**PD SPENDING AS A PERCENTAGE OF FEDERAL
DISCRETIONARY BUDGET: 0.14%**

salaries, and much of the PD backbone in Washington, D.C. – came in at \$450.7 million (19 percent of total PD funding). Salaries for Foreign and Civil Service Officers and other American employees accounted for \$215.6 million (a modest 9 percent of total PD spending).

**Washington-Coordinated FY 2022 Department of State
PD Spending Compared (in millions)**

Total Amount \$972.09 million



Of the \$972.1 million of the Diplomatic Programs and ECE funds directly supporting the State Department's Washington, D.C.-based PD operations, \$753.8 million was for ECA; \$63.1 million was for the Global Engagement Center (GEC); \$123.8 million was for the Bureau of Global Public Affairs (GPA); \$29.7 million was for the Office of the Under Secretary and its Policy, Planning, and Resources office (R/PPR); \$1.2 million was for the State Department's PD training division at the Foreign Service Institute; and \$608 thousand was for various functional bureaus.

In the field, PD spending (including DP .7 and American Salaries, supplemental funds, USAGM forward-deployed operations, and personnel) was greatest in Europe and Eurasia (\$236.1 million), followed by the Near East (\$176.4 million), South and Central Asia (\$153.6 million), East Asia and the Pacific (\$150.4 million), Africa (\$107.3 million), and the Western Hemisphere (\$87.2 million).

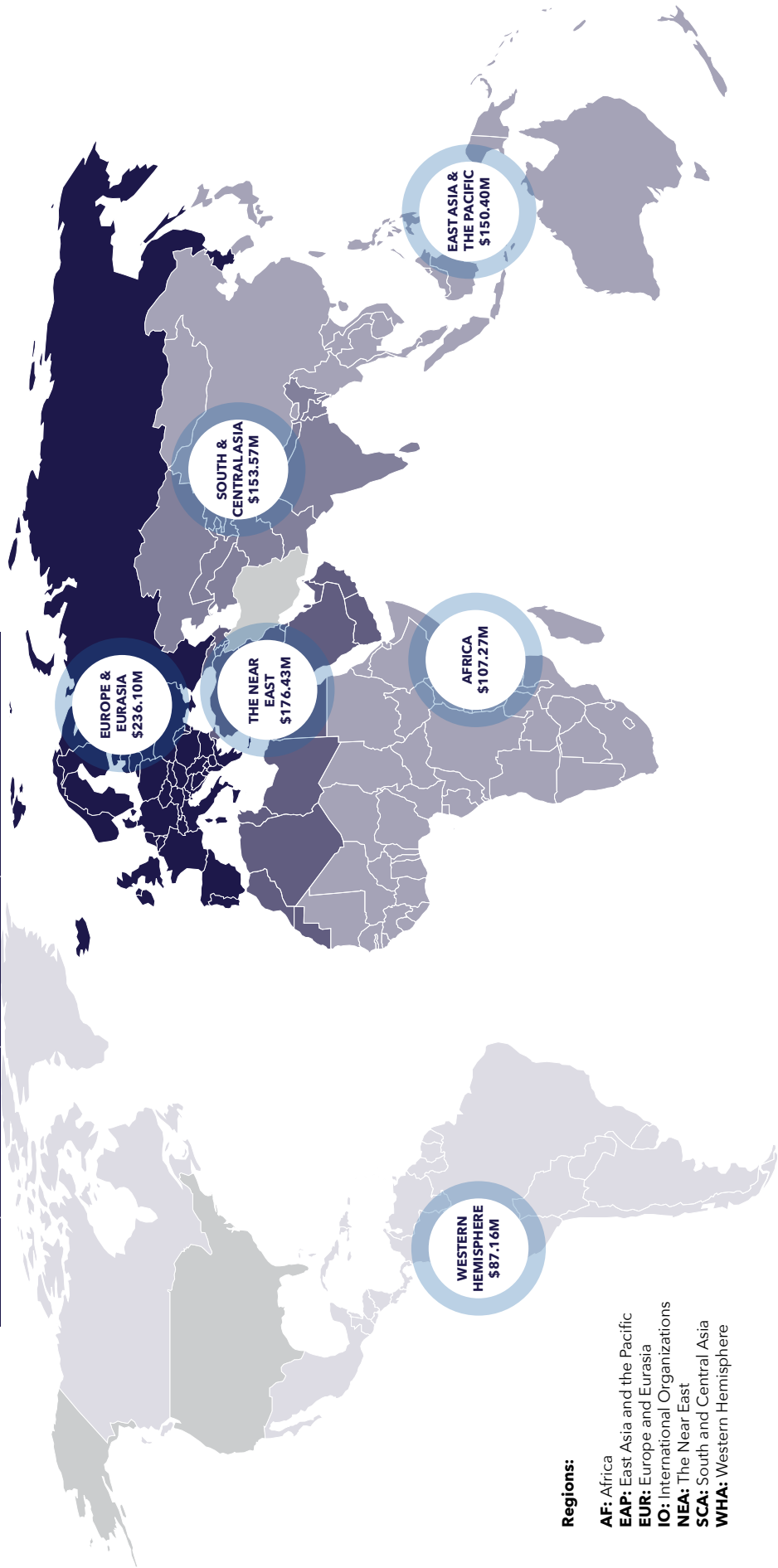
Overall, field-led PD spending totaled \$915 million in FY 2022, a \$17.3 million increase from the previous fiscal year. Specific funding increase or decrease percentages follow: in Europe and Eurasia, an 8.2% increase; in South and Central Asia, a 5.6% increase; in the Western Hemisphere, a 5.3% decrease; in the Near East, a .26% decrease; in East Asia and the Pacific, a 5.3% decrease; and in Africa, a 4.8% increase.

PD spending at U.S. Missions was highest in Pakistan (\$27.6 million), Ukraine (\$20.5 million), Afghanistan (\$19.6 million), Russia (\$11.5 million), Iraq (\$10.5 million), China (\$9.3 million), India (\$8.01 million), Japan (\$7.96 million), and Uzbekistan (\$7.1). Much of this report details these expenditures and highlights PD program effectiveness by region.

Global Map of FY 2022 Public Diplomacy Spending Compared by Region

Total spending including: DP (.7), USAGM, American salaries, and reported supplemental funds

Position	Region	Total Spending	Percentage of Total	Percentage Change from FY21
1	EUR	\$236.10 million	25.80%	+8.24%
2	NEA	\$176.43 million	19.28%	-0.26%
3	SCA	\$153.57 million	16.78%	+5.55%
4	EAP	\$150.40 million	16.43%	-5.34%
5	AF	\$107.27 million	11.72%	+4.75%
6	WHA	\$87.16 million	9.52%	-5.25%
7	IO	\$4.21 million	0.46%	+4.02%
Total:		\$915.15 million	100%	+1.93%



GLOBAL PUBLIC DIPLOMACY SPENDING BY U.S. MISSION

	Bureau	Post Name	FY 2019 Total	FY 2020 Total	FY 2021 Total	FY 2022 Total	Percent Change from FY 2021
1	SCA	Pakistan	\$26.83 million	\$28.84 million	\$28.84 million	\$27.59 million	-4.34%
2	EUR	Ukraine	\$12.64 million	\$11.91 million	\$11.76 million	\$20.45 million	73.89%
3	SCA	Afghanistan	\$38.27 million	\$17.67 million	\$17.67 million	\$19.60 million	10.92%
4	EUR	Russia	\$11.85 million	\$11.41 million	\$11.73 million	\$11.49 million	-2.05%
5	NEA	Iraq	\$16.87 million	\$16.87 million	\$10.50 million	\$10.50 million	0.00%
6	EAP	China	\$8.11 million	\$6.47 million	\$9.69 million	\$9.32 million	-3.87%
7	SCA	India	\$8.32 million	\$7.70 million	\$7.93 million	\$8.01 million	1.01%
8	EAP	Japan	\$9.62 million	\$9.15 million	\$8.37 million	\$7.96 million	-4.89%
9	SCA	Uzbekistan	\$10.32 million	\$5.78 million	\$5.79 million	\$7.06 million	21.76%
10	EUR	Germany	\$6.27 million	\$5.64 million	\$6.57 million	\$6.14 million	-6.58%
11	WHA	Brazil	\$6.39 million	\$5.24 million	\$5.04 million	\$5.91 million	17.21%
12	EAP	Indonesia	\$5.27 million	\$5.79 million	\$6.43 million	\$5.6 million	-12.98%
13	WHA	Mexico	\$4.68 million	\$4.49 million	\$5.12 million	\$5.58 million	8.92%
14	NEA	Israel	\$4.83 million	\$5.12 million	\$5.47 million	\$5.5 million	0.55%
15	EUR	Georgia	\$4.61 million	\$5.3 million	\$5.2 million	\$5.3 million	1.92%
16	NEA	Jordan	\$1.79 million	\$1.93 million	\$5.1 million	\$5.13 million	0.59%
17	EUR	Moldova	\$4.87 million	\$4.28 million	\$4.92 million	\$4.67 million	-5.17%
18	AF	Nigeria	\$5.30 million	\$4.8 million	\$4.72 million	\$4.47 million	-5.13%
19	AF	Africa Regional Services	\$3.14 million	\$4.23 million	\$4 million	\$4.30 million	7.55%
20	NEA	Egypt	\$4.50 million	\$4.73 million	\$4.30 million	\$4.3 million	0.00%
21	NEA	United Arab Emirates	\$2.21 million	\$2.8 million	\$3.6 million	\$4.28 million	18.89%
22	NEA	Palestinian Territories	\$3.59 million	\$3.84 million	\$4.23 million	\$4.27 million	0.95%
23	EUR	Bosnia and Herzegovina	\$4.73 million	\$4.23 million	\$4.48 million	\$4.23 million	-5.58%
24	EAP	Republic of Korea	\$4.44 million	\$4.47 million	\$4.76 million	\$4.22 million	-11.49%

	Bureau	Post Name	FY 2019 Total	FY 2020 Total	FY 2021 Total	FY 2022 Total	Percent Change from FY 2021
25	AF	South Africa	\$3.44 million	\$4.42 million	\$4.85 million	\$4.09 million	-15.66%
26	EUR	Serbia	\$3.71 million	\$4.49 million	\$3.87 million	\$3.86 million	-0.26%
27	EUR	France & Monaco	\$3.76 million	\$3.58 million	\$3.84 million	\$3.69 million	-4.04%
28	EUR	Türkiye	\$3.08 million	\$3.69 million	\$3.05 million	\$3.56 million	16.79%
29	EAP	Australia	\$2.91 million	\$4.42 million	\$3.64 million	\$3.53 million	-3.04%
30	EUR	Armenia	\$2.39 million	\$2.27 million	\$3.48 million	\$3.52 million	1.14%
31	EUR	Italy & San Marino	\$3.50 million	\$3.22 million	\$3.53 million	\$3.35 million	-5.18%
32	SCA	Kazakhstan	\$4.03 million	\$3.70 million	\$4.19 million	\$3.35 million	-20.17%
33	NEA	Lebanon	\$1.3 million	\$1.34 million	\$3.3 million	\$3.32 million	0.61%
34	NEA	Saudi Arabia	\$2.57 million	\$2.78 million	\$3.1 million	\$3.12 million	0.65%
35	EUR	Albania	\$3.08 million	\$4.55 million	\$3.02 million	\$3.12 million	3.21%
36	WHA	Canada	\$2.85 million	\$2.70 million	\$3.03 million	\$3.1 million	2.18%
37	EAP	New Zealand	\$1.38 million	\$1.61 million	\$3.03 million	\$3.04 million	0.20%
38	SCA	Tajikistan	\$2.05 million	\$2.16 million	\$4.02 million	\$2.9 million	-27.77%
39	EUR	Kosovo	\$2.29 million	\$2.25 million	\$3 million	\$2.86 million	-4.65%
40	NEA	Morocco	\$2.45 million	\$2.51 million	\$2.76 million	\$2.84 million	2.89%
41	EUR	Spain & Andorra	\$2.68 million	\$2.82 million	\$2.74 million	\$2.62 million	-4.36%
42	EUR	United Kingdom	\$2.29 million	\$2.43 million	\$2.69 million	\$2.44 million	-9.30%
43	WHA	Peru	\$2.81 million	\$2.61 million	\$2.69 million	\$2.43 million	-9.56%
44	SCA	Kyrgyzstan	\$6.32 million	\$2.30 million	\$3.63 million	\$2.37 million	-34.76%
45	EUR	North Macedonia	\$1.85 million	\$2.78 million	\$2.03 million	\$2.34 million	15.47%
46	WHA	Venezuela	\$2.11 million	\$0.82 million	\$2.39 million	\$2.32 million	-2.93%
47	WHA	Bolivia	\$2.01 million	\$2.08 million	\$2.21 million	\$2.31 million	4.42%
48	EUR	Poland	\$2.34 million	\$2 million	\$2.47 million	\$2.3 million	-6.71%
49	WHA	Colombia	\$2.96 million	\$2 million	\$2.31 million	\$2.22 million	-3.95%
50	WHA	Argentina	\$3.67 million	\$2.01 million	\$2.24 million	\$2.15 million	-4.00%
51	EUR	Montenegro	\$1.38 million	\$1.53 million	\$1.79 million	\$2.15 million	20.28%
52	EAP	Vietnam	\$1.95 million	\$2.97 million	\$2.89 million	\$2.14 million	-25.81%

	Bureau	Post Name	FY 2019 Total	FY 2020 Total	FY 2021 Total	FY 2022 Total	Percent Change from FY 2021
53	EAP	Thailand	\$2.54 million	\$2.36 million	\$2.18 million	\$2.11 million	-3.64%
54	EAP	Malaysia	\$2.2 million	\$2.19 million	\$2.21 million	\$2.08 million	-6.22%
55	WHA	Ecuador	\$2.69 million	\$2.03 million	\$2.08 million	\$2.07 million	-0.67%
56	WHA	Guatemala	\$1.35 million	\$1.65 million	\$1.45 million	\$2.03 million	39.70%
57	SCA	Turkmenistan	\$2.19 million	\$1.99 million	\$2.35 million	\$1.99 million	-15.30%
58	NEA	Qatar	\$1.36 million	\$1.37 million	\$1.88 million	\$1.97 million	4.79%
59	EUR	Belarus	\$1.42 million	\$1.23 million	\$1.51 million	\$1.87 million	23.88%
60	WHA	Chile	\$1.82 million	\$1.78 million	\$1.85 million	\$1.86 million	0.75%
61	WHA	Honduras	\$0.96 million	\$0.86 million	\$0.93 million	\$1.86 million	99.95%
62	EUR	Belgium	\$1.76 million	\$1.79 million	\$1.94 million	\$1.84 million	-4.91%
63	AF	Zimbabwe	\$1.35 million	\$1.50 million	\$1.67 million	\$1.84 million	10.39%
64	EAP	Hong Kong (China)	\$1.56 million	\$1.52 million	\$2.03 million	\$1.82 million	-10.26%
65	SCA	Bangladesh	\$2.03 million	\$1.78 million	\$1.78 million	\$1.81 million	1.73%
66	EUR	Azerbaijan	\$1.82 million	\$1.74 million	\$1.77 million	\$1.8 million	2.14%
67	EAP	Philippines	\$1.86 million	\$1.94 million	\$2.11 million	\$1.79 million	-15.20%
68	AF	Democratic Republic of the Congo	\$1.91 million	\$1.98 million	\$1.58 million	\$1.78 million	12.11%
69	EUR	Austria	\$1.99 million	\$1.61 million	\$1.72 million	\$1.74 million	1.22%
70	NEA	Algeria	\$0.88 million	\$0.93 million	\$1.73 million	\$1.73 million	0.00%
71	AF	Kenya	\$2.51 million	\$1.83 million	\$2.31 million	\$1.73 million	-25.21%
72	NEA	Yemen	\$1.08 million	\$1.09 million	\$1.7 million	\$1.71 million	0.59%
73	EUR	Greece	\$1.83 million	\$1.79 million	\$1.71 million	\$1.69 million	-1.44%
74	EUR	Czech Republic	\$1.49 million	\$1.41 million	\$1.68 million	\$1.62 million	-3.61%
75	NEA	Tunisia	\$980,408	\$1.07 million	\$1.54 million	\$1.61 million	4.54%
76	AF	Ghana	\$1.12 million	\$1.86 million	\$1.15 million	\$1.57 million	36.04%
77	AF	Ethiopia & USAU	\$3.52 million	\$2.5 million	\$1.89 million	\$1.53 million	-19.17%
78	EAP	Singapore	\$2.08 million	\$1.42 million	\$1.5 million	\$1.53 million	2.03%
79	WHA	Uruguay	\$1.33 million	\$1.28 million	\$1.57 million	\$1.5 million	-4.67%
80	EAP	Cambodia	\$978,394	\$1.28 million	\$0.84 million	\$1.41 million	68.50%

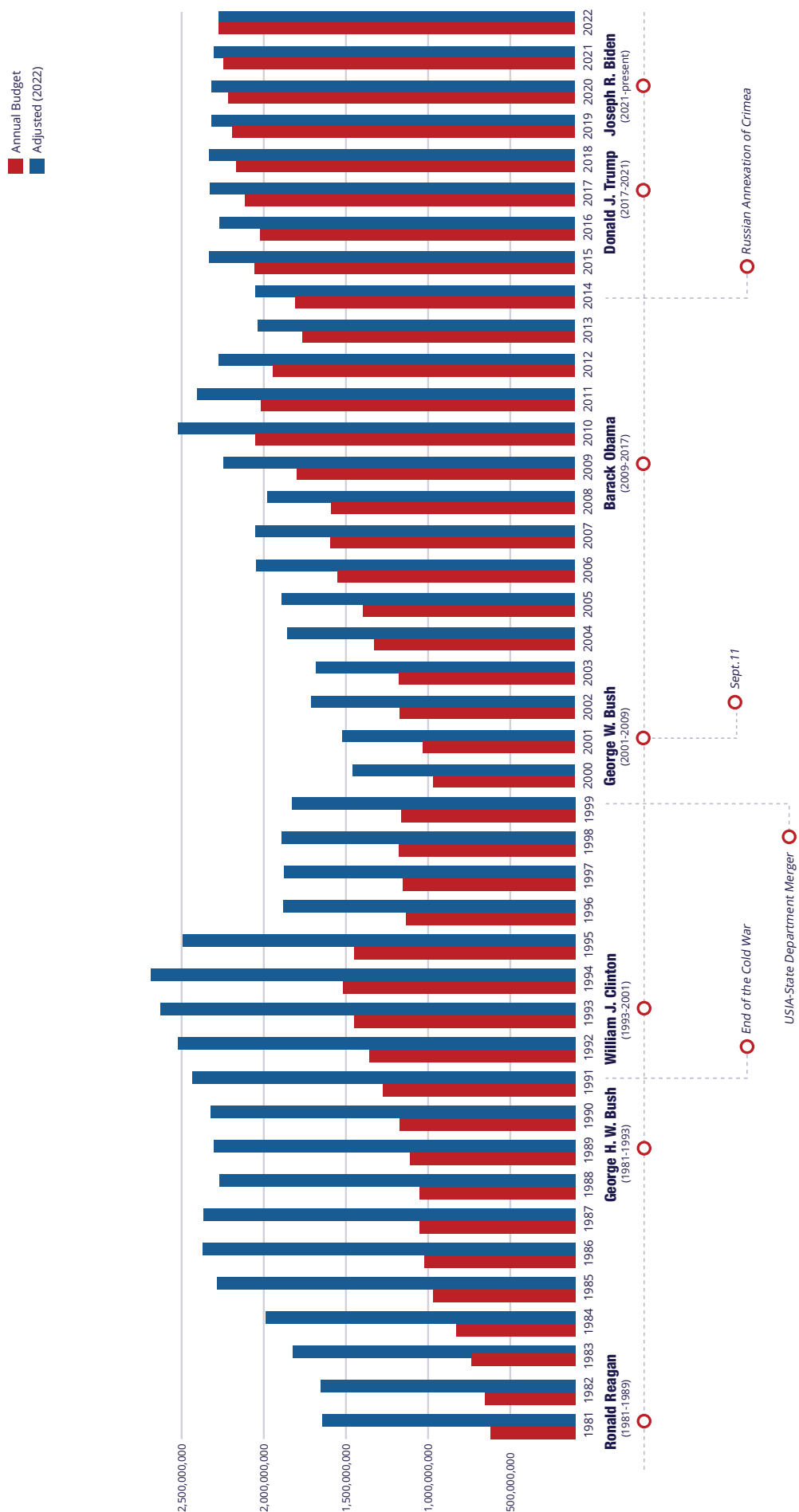
	Bureau	Post Name	FY 2019 Total	FY 2020 Total	FY 2021 Total	FY 2022 Total	Percent Change from FY 2021
81	AF	Mali	\$840,075	\$1.09 million	\$2.19 million	\$1.38 million	-36.98%
82	WHA	Panama	\$1.31 million	\$1.31 million	\$1.36 million	\$1.37 million	0.57%
83	EUR	Romania	\$1.83 million	\$1.06 million	\$1.36 million	\$1.34 million	-1.76%
84	AF	Liberia	\$294,950	\$497,835	\$0.49 million	\$1.28 million	163.58%
85	NEA	Kuwait	\$966,873	\$977,359	\$1.63 million	\$1.28 million	-21.50%
86	EUR	Bulgaria	\$919,889	\$950,800	\$1.34 million	\$1.27 million	-4.99%
87	WHA	El Salvador	\$1.36 million	\$1.62 million	\$1.05 million	\$1.25 million	19.22%
88	EUR	Slovakia	\$1.22 million	\$1.17 million	\$1.31 million	\$1.24 million	-5.44%
89	SCA	Nepal	\$1.33 million	\$977,325	\$977,325	\$1.23 million	25.96%
90	AF	Botswana	\$0.59 million	\$707,589	\$607,750	\$1.22 million	100.25%
91	AF	Tanzania	\$700,350	\$978,465	\$1.21 million	\$1.2 million	-0.28%
92	EUR	Netherlands	\$1.4 million	\$1.22 million	\$1.29 million	\$1.19 million	-7.50%
93	WHA	Costa Rica	\$1.14 million	\$1.14 million	\$1.11 million	\$1.19 million	7.05%
94	AF	Cote d'Ivoire	\$1.04 million	\$1.45 million	\$1.89 million	\$1.18 million	-37.57%
95	AF	Uganda	\$1.12 million	\$958,069	\$863,700	\$1.18 million	36.95%
96	WHA	Haiti	\$1.68 million	\$862,500	\$1.14 million	\$1.18 million	3.73%
97	AF	Angola	\$1 million	\$698,916	\$925,725	\$1.17 million	26.45%
98	AF	Senegal	\$0.95 million	\$1.15 million	\$1.15 million	\$1.16 million	0.82%
99	EAP	Burma	\$1.61 million	\$1.27 million	\$1.15 million	\$1.15 million	0.18%
100	WHA	Dominican Republic	\$1.15 million	\$1.1 million	\$990,700	\$1.14 million	14.78%
101	EUR	Croatia	\$1.23 million	\$1.14 million	\$1.19 million	\$1.12 million	-5.84%
102	NEA	Bahrain	\$985,414	\$1.02 million	\$1.11 million	\$1.11 million	0.00%
103	AF	Mozambique	\$1.14 million	\$907,697	\$0.92 million	\$1.1 million	19.17%
104	EUR	Hungary	\$963,807	\$944,000	\$1.21 million	\$1.08 million	-10.66%
105	NEA	Syria	N/A	\$596,994	\$1.13 million	\$1.08 million	-5.20%
106	NEA	Libya	\$584,093	\$599,739	\$1.06 million	\$1.06 million	0.00%
107	EUR	European Union	\$972,590	\$989,500	\$1.06 million	\$1.04 million	-1.87%
108	AF	Benin	\$547,626	\$567,417	\$654,652	\$1.04 million	58.21%

	Bureau	Post Name	FY 2019 Total	FY 2020 Total	FY 2021 Total	FY 2022 Total	Percent Change from FY 2021
109	SCA	Sri Lanka & Maldives	\$1.01 million	\$671,700	\$936,700	\$1.03 million	9.95%
110	EUR	Estonia	\$920,996	\$664,800	\$837,900	\$1 million	19.88%
111	WHA	Barbados & Eastern Caribbean	\$718,540	\$709,300	\$730,200	\$986,953	35.16%
112	EUR	Denmark	\$918,040	\$2.79 million	\$1.05 million	\$962,398	-8.34%
113	AF	Cameroon	\$815,520	\$1.06 million	\$1.1 million	\$949,930	-13.89%
114	EUR	Sweden	\$924,243	\$941,600	\$934,000	\$940,407	0.69%
115	WHA	Suriname	\$183,330	\$205,600	\$209,700	\$918,059	337.80%
116	EUR	Finland	\$976,663	\$908,000	\$994,300	\$915,841	-7.89%
117	AF	Sudan	\$735,740	\$1.27 million	\$840,323	\$877,640	4.44%
118	AF	Niger	\$800,275	\$593,700	\$807,475	\$863,170	6.90%
119	EUR	Portugal	\$1.19 million	\$825,200	\$853,500	\$859,302	0.68%
120	EUR	NATO	\$891,536	\$855,500	\$921,700	\$855,890	-7.14%
121	EUR	Norway	\$790,578	\$755,600	\$837,900	\$849,535	1.39%
122	EUR	Slovenia	\$692,110	\$693,100	\$882,500	\$841,606	-4.63%
123	EAP	Mongolia	\$552,102	\$796,347	\$497,385	\$825,104	65.89%
124	WHA	Nicaragua	\$806,473	\$797,200	\$831,042	\$824,631	-0.77%
125	EUR	Latvia	\$799,621	\$678,800	\$714,000	\$814,992	14.14%
126	AF	Burkina Faso	\$860,350	\$778,880	\$889,150	\$808,150	-9.11%
127	AF	Zambia	\$1.05 million	\$690,969	\$800,683	\$803,097	0.30%
128	WHA	Jamaica	\$931,632	\$805,600	\$689,900	\$800,653	16.05%
129	WHA	Paraguay	\$780,476	\$707,300	\$741,430	\$790,259	6.59%
130	AF	Togo	\$612,825	\$646,735	\$704,749	\$729,861	3.56%
131	AF	Namibia	\$583,650	\$462,290	\$490,175	\$722,106	47.32%
132	EUR	Lithuania	\$779,528	\$750,300	\$673,000	\$695,339	3.32%
133	WHA	Trinidad and Tobago	\$665,965	\$674,000	\$689,700	\$685,931	-0.55%
134	AF	Madagascar & Comoros	\$560,075	\$548,550	\$704,510	\$683,275	-3.01%
135	EAP	Fiji, Kiribati, Nauru, Tonga & Tuvalu	\$497,501	\$499,378	\$535,743	\$665,249	24.17%
136	AF	Chad	\$476,350	\$546,100	\$772,350	\$614,100	-20.49%

	Bureau	Post Name	FY 2019 Total	FY 2020 Total	FY 2021 Total	FY 2022 Total	Percent Change from FY 2021
137	EUR	Cyprus	\$635,709	\$636,200	\$649,500	\$609,250	-6.20%
138	AF	Guinea	\$489,300	\$630,122	\$574,007	\$601,900	4.86%
139	EUR	Switzerland & Liechtenstein	\$564,105	\$627,100	\$608,500	\$600,634	-1.29%
140	AF	Mauritania	\$457,575	\$583,196	\$628,584	\$592,670	-5.71%
141	NEA	Oman	\$654,485	\$715,652	\$680,485	\$575,485	-15.43%
142	EUR	Iceland	\$478,059	\$461,700	\$531,200	\$561,097	5.63%
143	AF	Rwanda	\$610,300	\$869,139	\$540,750	\$559,400	3.45%
144	AF	Malawi	\$422,825	\$557,851	\$561,125	\$553,285	-1.40%
145	EUR	Ireland	\$547,908	\$518,500	\$581,100	\$536,988	-7.59%
146	EAP	Laos	\$630,222	\$493,829	\$700,951	\$530,879	-24.26%
147	WHA	Cuba	\$510,660	\$719,207	\$174,830	\$524,829	200.19%
148	EUR	Luxembourg	\$371,140	\$350,400	\$378,300	\$497,621	31.54%
149	AF	South Sudan	\$545,350	\$392,169	\$462,864	\$487,228	5.26%
150	EAP	Timor-Leste	\$264,632	\$382,308	\$316,929	\$482,427	52.22%
151	AF	Eritrea	\$461,277	\$452,252	\$450,352	\$473,952	5.24%
152	WHA	Belize	\$137,211	\$108,700	\$110,800	\$473,385	327.24%
153	EAP	Papua New Guinea, Solomon Isl. & Vanuatu	\$498,691	\$379,408	\$448,682	\$394,270	-12.13%
154	AF	Central African Republic	\$223,550	\$163,946	\$319,750	\$392,392	22.72%
155	AF	Sierra Leone	\$236,525	\$254,500	\$560,590	\$392,325	-30.02%
156	AF	Djibouti	\$213,175	\$238,830	\$274,075	\$384,174	40.17%
157	AF	The Gambia	\$183,550	\$230,221	\$280,675	\$383,450	36.62%
158	AF	Eswatini	\$292,120	\$275,168	\$260,901	\$370,258	41.92%
159	AF	Cabo Verde	\$282,050	\$231,900	\$306,284	\$367,715	20.06%
160	WHA	The Bahamas	\$247,400	\$425,300	\$821,966	\$366,675	-55.39%
161	EUR	OSCE	\$387,853	\$365,600	\$390,700	\$360,251	-7.79%
162	AF	Republic of Congo	\$272,621	\$309,500	\$364,825	\$350,731	-3.86%
163	AF	Equatorial Guinea	\$307,200	\$273,900	\$367,870	\$343,470	-6.63%
164	EAP	Brunei	\$296,118	\$305,372	\$502,949	\$338,726	-32.65%


	Bureau	Post Name	FY 2019 Total	FY 2020 Total	FY 2021 Total	FY 2022 Total	Percent Change from FY 2021
165	AF	Burundi	\$384,900	\$292,568	\$268,068	\$323,130	20.54%
166	AF	Somalia	\$347,900	\$160,200	\$289,100	\$296,600	2.59%
167	EAP	Palau	\$138,866	\$55,531	\$67,089	\$293,149	336.96%
168	AF	Gabon, Sao Tome & Principe	\$262,665	\$268,441	\$298,975	\$292,200	-2.27%
169	AF	Mauritius & Seychelles	\$350,300	\$345,300	\$319,225	\$279,350	-12.49%
170	AF	Lesotho	\$236,350	\$222,369	\$208,345	\$187,900	-9.81%
171	EUR	Malta	\$152,205	\$146,100	\$174,200	\$177,194	1.72%
172	WHA	Guyana	\$101,020	\$141,700	\$146,600	\$156,759	6.93%
173	AF	Guinea-Bissau	\$59,975	\$59,352	\$62,075	\$113,650	83.08%
174	EUR	Holy See	\$115,728	\$115,200	\$109,600	\$113,604	3.65%
175	EAP	Marshall Islands	\$66,153	\$2.12 million	\$142,892	\$109,285	-23.52%
176	EAP	Samoa	\$103,203	\$94,365	\$97,328	\$95,641	-1.73%
177	EAP	Micronesia	\$127,063	\$362,644	\$64,138	\$94,986	48.10%
178	WHA	Curacao	\$3,880	\$1,000	\$4,470	\$4,685	4.81%
179	EAP	Taiwan	\$322,154	\$0	\$0	\$0	N/A

History of Public Diplomacy Spending 1981-2022: Actual and Adjusted (2022)





RECOMMENDATIONS



Preservation of the Cultural Landscape of Koutammakou,
the Land of the Batammariba.

Since 1948, the U.S. Advisory Commission on Public Diplomacy (ACPD) has played an active role in making the U.S. government's public diplomacy efforts more effective, strategic, and cost-effective. Pursuant to 22 U.S.C. § 1469, the ACPD offers recommendations to improve the PD functions vested in the Department of State, the U.S. Agency for Global Media, and other government entities. Drawing on the expertise of Commission members and stakeholders in the State Department, Congress, other U.S. government agencies, the private sector, and academia – as well as analysis of data on PD activities and spending – the Commission offers the following recommendations:

To the White House

1. Designate the Undersecretary for Public Diplomacy and Public Affairs as the government-wide coordinating authority for public engagement with foreign publics. In a complex and competitive information environment, multiple U.S. government agencies are engaged in information and influence activities. These efforts need coordination to prevent duplication, avoid conflicts, and ensure a cohesive, consistent U.S. global presence. The ACPD recommends that Congress establish a formal coordination role for the Undersecretary for Public Diplomacy and Public Affairs and the Department as the government's lead foreign affairs agency.

2. Increase investments in public diplomacy and global media programs given the growing importance of information statecraft as detailed in the current National Security Strategy. Ensuring proper funding for PD programs is crucial for maintaining and growing U.S. influence abroad. Nothing short of a massive investment in USG sponsored outreach, training, and educational exchange programming will enable the U.S. to remain competitive in an increasingly hostile global information space.

3. Establish an NSC Information Statecraft Policy Coordination Committee (PCC) to share best practices on information management strategies. This NSC-driven PCC process would bring together public diplomacy and information operations experts from State, the Department of Defense, and the intelligence community to share and assess methods and approaches to information management and outreach policies and practices. This would allow practitioners and policy makers to learn from mistakes, minimize duplication of effort, and capture new and innovative approaches to managing the USG presence in the global information space.

To the U.S. Congress

1. Update authorizations and appropriations laws to simplify domestic foreign audience engagement. Currently, public diplomacy (Diplomatic Programs “.7”) funding may only be used for programs directed at foreign audiences. Yet the distinction between foreign and domestic audiences is inconsistent with the global communication infrastructure. In today's complex media environment, the Department of State must communicate effectively and consistently to both foreign and domestic audiences about its programs and policies. The Commission recommends, therefore, that Congress should update legislation to allow .7 funding to be used for programs directed at domestic as well as foreign audiences. This would limit complicated and time-consuming funding workarounds to meet domestic engagement commitments. It would also reinforce core values of truth, transparency, and consistency central to the Department's public diplomacy programs.

2. Include Smith-Mundt among the authorities covered under the Paperwork Reduction Act waiver for research, evaluation, and data analysis of public diplomacy efforts intended for foreign individuals. The FY 2022 State Authorization now provides limited legislative exemptions to the Privacy Act of 1974 and the Paperwork Reduction Act of 1980 for research, evaluation, and data analysis of public diplomacy efforts intended for foreign individuals. However, most overseas monitoring and evaluation activities continue to be executed under the Smith-Mundt Act, which was not included on the list of authorities subject to legislative exemptions. The Commission recommends that the Smith-Mundt Act be added to the list of legislative exemptions to simplify and streamline the PD program evaluation process.

3. Adjust the language of the USAGM's authorizing legislation to strengthen the journalistic independence of its networks. The ACPD recommends that Congress make several language changes to USAGM's authorizing legislation to strengthen the protection of the journalistic independence of its networks. These changes should include the following: allowing the envisioned bipartisan, Senate-confirmed Board to name an acting CEO during a vacancy (until the Senate confirms a new CEO); allowing the Board to exercise meaningful oversight such as making determinations on complex issues regarding the protection of editorial independence or any alleged violations of the highest standards of professional journalism; providing VOA with same level of protections of editorial independence as the grantee networks; and explicitly requiring that the VOA Director's appointment and removal by the CEO be subject to approval of the Advisory Board.

To the Secretary of State

1. Designate the Office of Policy, Planning, and Resources (R/PPR) as an official bureau or bureau equivalent. R/PPR is charged with the formulation and synchronization of Department policies on issues related to public diplomacy and public affairs as well as the integration of public diplomacy and public affairs with foreign policy formulation and execution. However, in its current designation, R/PPR is not sufficiently well positioned to advocate for and coordinate policies and resources. Elevation to bureau (or bureau equivalent) status would enable R/PPR to institutionalize public diplomacy and public affairs practices across the Department.

2. Designate the Global Engagement Center (GEC) as an official bureau or bureau equivalent. When the GEC's predecessor, the Center for Strategic Counterterrorism Communications (CSCC), was established in 2011 to counter terrorist propaganda, it had only a handful of staff and a budget of approximately \$5 million. Since the GEC replaced the CSCC in 2017, its mission has been legislatively expanded to include countering state-sponsored disinformation and propaganda across the interagency. Given its unique authorities, legislative mandate, and the importance of its countering-state-disinformation mission to U.S. national security, the State Department should formally designate the GEC as an official bureau or bureau equivalent.

To the Office of the Under Secretary for Public Diplomacy and Public Affairs and Office of Policy, Planning, and Resources

1. Simplify financial data accounting and incorporate these systems to feed directly into PD Tools. PD spending is tracked in a variety of ways, depending on the type of program, the level of training at post, and the budget from which the resources are drawn. These systems, however, do not report fiscal data with consistent quality or timeliness, nor are the technical systems integrated into PD Tools. In addition, with the advent of PD Tools, certain mechanisms to collect information on .7 PD spending are no longer being recorded uniformly. Tracking PD spending across the various bureaus, offices, agencies, and missions requires requesting and triangulating fiscal data from dozens of offices, which cannot be easily reconciled and often results in conflicting tallies. Simplifying and improving existing accounting and knowledge-sharing mechanisms, and incorporating them directly into PD Tools, should continue to be a high priority for R/PPR and the R family bureaus.

2. Address persistent gaps in field-based usage of and input into PD Tools implementation. The 2020 deployment of PD Tools was designed to offer an integrated set of planning, budgeting, monitoring, and reporting tools to support public diplomacy sections in advancing foreign policy objectives. However, three years into the deployment of the PD Tools platform, posts and offices are not using the system, significantly limiting its utility for data reporting, program management, and monitoring and evaluation. R/PPR should simplify the processes to input data in PD Tools and identify and provide needed incentives to encourage all posts and offices to enter all major PD programs and activities.

3. Consolidate information sharing and coordination among the four separate monitoring and evaluation entities within the R family. Currently there are four separate monitoring and evaluation entities within the R family: R/PPR's Research and Evaluation Unit (REU); ECA's Monitoring Evaluation Learning Innovation (MELI) Unit; GPA's Research and Analytics Offices; and GEC's Analytics and Research (A&R) Division. Each of these units effectively monitors and evaluates the public diplomacy programs and outreach activities of the bureau/office, but the data and analytics produced are for internal use only and therefore not easily accessible to the field, to stakeholders across the Department, and to members of the foreign policy and academic communities with an interest in USG public diplomacy activities. The ACPD recommends that R/PPR take the lead in an effort to consolidate the findings and recommendations of these four units and make them more accessible to the public.

To the Bureau of Educational and Cultural Affairs

1. Streamline posts' management of ECA programs. For small-to-medium-sized posts, understanding and implementing the full range of ECA programs can be cumbersome. The application processes and timing for these programs vary, as does consistency of and ease of access to program information. The development of an online ECA Program Calendar App should continue and, in the meantime, ECA should consider other ways to make logistical information more easily accessible and thereby reduce the administrative burden on the field.

2. Ensure that ECA program offices understand and leverage PD modernization efforts. As PD sections abroad finalize extensive structural changes under the Public Diplomacy Strategic Initiative (PDSI) audience-first approach, ECA should maintain awareness of the relevant changes within its program offices. Understanding PDSI's impact will maximize collaboration with posts and ensure that ECA's educational and cultural exchange programs continue to be implemented as effectively as possible.

To the Bureau of Global Public Affairs

1. Launch a data-driven review of global media reporting to support external outreach and messaging activities. The widespread increase in disinformation, propaganda, and hybrid threats, the rapid evolution of AI technologies, and the pandemic's transformative effect on the global media landscape necessitates a data-driven review of how global media outlets report on the United States. Resources to conduct such an assessment and subsequent, anticipated updates in practices and technology would allow GPA's external messaging platforms, to include the Foreign Press Centers, to more effectively tailor messages and tools to foreign media outlets.

2. Streamline GPA's internal communication platforms to better meet post needs. GPA's Content Commons repository platform has improved post accessibility to content in support of engagement with foreign publics. However, timeliness of uploaded content and relevance to post information and outreach priorities remain an ongoing challenge. To improve message suitability and impact, GPA's Content Commons should actively seek field input on priority messaging themes and platforms and provide easy-to-use content building blocks that posts can easily adapt to amplify messages in the local context. In addition, GPA's Contact Relationship Management system should be given adequate resources to integrate WhatsApp and SMS to its email platform.

3. Upgrade assessment of tools to evaluate foreign audience engagement with USG digital content. Public diplomacy practitioners are frequently asked to use data to evaluate how foreign audiences are engaging with USG digital content. To enable posts to respond effectively to this demand, GPA should continue to take the lead in assessing social media listening tools and be given adequate resources to research the utility of new tools. In addition to social media, GPA should continue to help PD sections understand how foreign audiences are engaging with their mission website platforms using data analytics.

To the Global Engagement Center

1. Foster an innovative and agile culture through information sharing across U.S. government agencies; objective research and evaluation of programs; and modifying, redirecting, or ending programs not achieving desired/optimal results.

As the GEC increases the size and scale of its counter-terror and disinformation programming, it needs to conduct an internal review of the effectiveness of its programs and why specific initiatives are successful or not. These insights then must be tested and shared to ensure that best practices derived from GEC's forward-leaning programming can benefit practitioners across the public diplomacy community.

2. Intensify coordination and synchronization of programs and insights across the interagency. The GEC is authorized to "direct, lead, synchronize, and coordinate" efforts from across the U.S. government to understand and counter foreign propaganda and disinformation efforts. This function is crucial and one that only the GEC is authorized and able to perform. The ACPD urges the GEC to embrace this mandate fully, strengthen its interagency leadership role in this area, and develop new and/or enhanced methods for harmonizing overall U.S. government programs aimed at identifying, understanding, and countering foreign propaganda and disinformation.

3. Take the lead in the establishment of an interagency platform for technology testing and implementation. Through its technology engagement programs, the GEC has created a set of best practices and tools to test and implement technology to address the effects of foreign state-sponsored disinformation and propaganda and to disrupt violent extremist organizations' ability to recruit and inspire new followers. Such a platform would serve as a resource for GEC's partners and stakeholders while reinforcing its whole-of-government mandate to address foreign propaganda and disinformation challenges.

To the Foreign Service Institute Public Diplomacy Training Division

1. Continue the use of experienced Foreign Service Officers in the instruction of public diplomacy tradecraft courses.

For FSI to successfully deliver high-quality instruction for public diplomacy practitioners, ACPD recommends that the leadership of the Public Diplomacy Training Division continue to prioritize the use of experienced Foreign Service Officers as instructors in PD tradecraft courses. Armed with subject matter expertise and in-depth knowledge of the overseas context, FSOs with public diplomacy experience have unique insight into the professional knowledge and skills required by field practitioners, to include locally engaged staff. Additionally, for modules of tradecraft courses requiring specialized skills (e.g., monitoring and evaluation, strategic planning, and audience analysis), ACPD recommends the Public Diplomacy Training Division continue to bring in or consult subject matter experts from R/PPR and other DC offices to make sure delivered materials continue to conform to best practices as identified in the PD Foundations course.

2. Equip non-PD Practitioners within the Department with fundamental public communication skills. As part of the Secretary's Modernization Agenda, FSI is working to provide fundamental skills training to support the professional development of mid-career Civil Service and Foreign Service Officers. Department leadership has identified the ability to communicate effectively to the public as a vital capability for its workforce. Therefore, the ACPD recommends that, in coordination with the R family of Public Diplomacy and Public

Affairs, the Department should support FSI/PD's efforts to create a course focused on public communications to prepare non-PD practitioners to inform and influence external audiences in support of USG foreign policy objectives.

To the U.S. Agency for Global Media

1. Launch an internal assessment of the effectiveness of the USAGM's Impact Model. The USAGM Impact Model documents progress toward the agency's long-term freedom and democracy goals, based on a theory of change that lays out the causal chain of events leading to a desired impact, including immediate outcomes but also short, medium, and long term change. The ACPD recommends that the USAGM undertake an assessment of the effectiveness of the Impact Model as a measure of the agency's long-term goals, updating it as necessary, and ensuring that it is used at the service, network, and agency levels to measure progress.

2. Expand ongoing reviews of content production and distribution technology upgrades focus to look at USAGM's broader distribution infrastructure. The USAGM has two major technology reviews currently underway. The first is intended to update content production and distribution technology under the Office of Technology, Services, and Innovation (TSI) and the Voice of America (VOA) as the federal agency moves to a new building. The second review is designed to reconsider the role of shortwave and medium wave transmissions in the face of a multimillion-dollar maintenance backlog and declining global usage. Once these reviews are concluded, the ACPD encourages the agency to expand its focus to look at the rest of its distribution infrastructure, both owned/operated and third-party.

3. Expand the existing data management system to integrate fiscal data and improve the management and interoperability of other agency data. The USAGM has built a cohesive and accessible data management system to fully integrate all its research, fiscal, and performance data and support the use of tools to analyze this data at each level of the agency and its networks. The ACPD recommends that the USAGM undertake the further buildout of the existing system, to include the integration of additional fiscal and other data, so that the agency can pair performance and funding information and allow for more data-driven budget and other decision-making. The ACPD further recommends that the USAGM work to improve the management and interoperability of other agency data, including human resources, fiscal, contracting, and other key mission support information.

4. Continue whole scale digital modernization of the Office of Cuba Broadcasting (OCB). The USAGM has initiated modernization of the OCB to streamline operations and re-launch the network as an agile, digital-first news service. Going forward, the ACPD recommends that the USAGM prioritize the creation of a digital infrastructure consistent with the informational needs and technological sophistication of Cuba's emerging and influential youth citizenry. As part of an intentionally data driven approach to programming decisions, the OCB should also focus on responding to the major documented changes in media usage in Cuba in the last several years, especially since the widespread introduction of mobile internet in 2019. Additionally, the OCB should take steps to ensure that audiences in this market are being served on the platforms they prefer.



OFFICE OF POLICY, PLANNING, AND RESOURCES



Image from the National Museum of American Diplomacy's
Discover Diplomacy Campaign.

OFFICE OF POLICY, PLANNING, AND RESOURCES (R/PPR)

R/FRONT OFFICE OVERALL RESOURCES

FY 2019 Actual	FY 2020 Actual	FY 2021 Actual	FY 2022 Actual	FY 2023 Enacted	FY 2024 Requested
\$1 million	\$1.80 million	\$1 million	\$1.16 million	\$1.08 million	\$1.08 million

R/PPR RESOURCES

	FY 2019 Actual	FY 2020 Actual	FY 2021 Actual	FY 2022 Actual	FY 2023 Enacted	FY 2024 Requested
R/PPR Evaluations	\$1.10 million	\$10.40 million	\$3.30 million	\$1.55 million	\$1.55 million	\$1.55 million
Digital Support	\$5.30 million	\$5.20 million	\$9.20 million	\$9.20 million	\$9.20 million	\$9.20 million
Audience Research & Analysis	\$0.60 million	\$2 million	\$2 million	\$0.91 million	\$0.91 million	\$0.91 million
Support for Bureau Initiatives	\$2.30 million	\$27.90 million	\$15.10 million	\$16.84 million	\$18.84 million	\$42.04 million*
Total R/PPR	\$9.30 million	\$45.50 million	\$29.60 million	\$28.50 million	\$30.50 million	\$53.70 million
Total	10.30 million	\$46.50 million	\$30.60 million	\$29.66 million	\$31.58 million**	\$54.78 million
R/PPR Target				\$29.91 million	\$32.90 million	\$58.13 million

*The R/PPR resource chart shows a substantial increase in funding from the FY 2023 enacted budget to the FY 2024 requested budget. The bulk of this increase is due to the CBJ request, which included \$3.2M for the NATO Summit and \$22M in appropriated funds to build and operate the U.S. Pavilion at the 2025 Expo in Osaka, Japan.

**FY23: Support for Bureau Initiative includes \$2M for EXPO Osaka.

Overview

The Office of Policy, Planning, and Resources (R/PPR) supports the Undersecretary in advocating for the practice of public diplomacy and public affairs (PD) by coordinating policies and resources to equip practitioners with the knowledge, skills, and tools they need to advance U.S. foreign policy goals. To accomplish its mission, R/PPR:

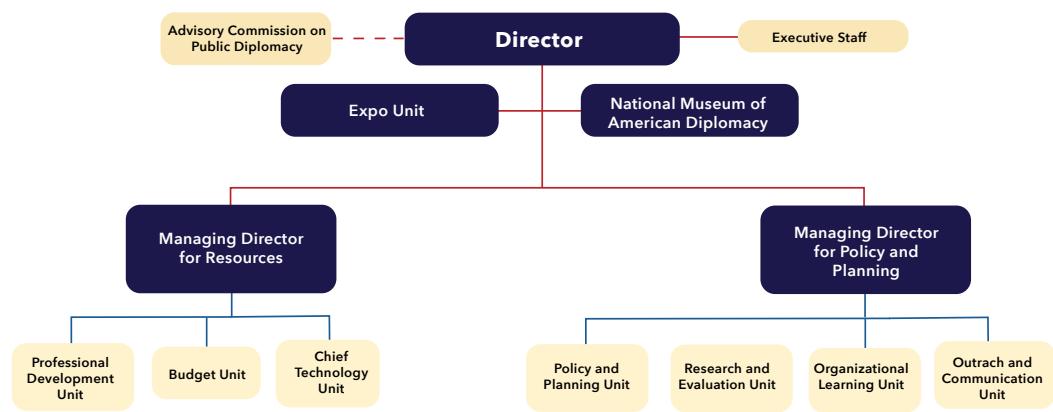
- Secures and aligns resources needed for adaptable and effective public diplomacy.
- Empowers State Department public diplomacy practitioners to appropriately lead U.S. government-wide global public engagement.
- Modernizes and professionalizes the practice of public diplomacy.

- Builds and sustains a R/PPR team that cares for people, uses the right tools and techniques, and collaborates to deliver exceptional work.

R/PPR supports regional and functional bureaus and posts overseas and advises the Undersecretary for Public Diplomacy and Public Affairs and other senior leadership on the efficient and effective allocation of public diplomacy resources

R/PPR is led by a director and two managing directors who provide operational oversight. R/PPR also serves as the organizational home for, and provides administrative support to, the independent U.S. Advisory Commission on Public Diplomacy (ACPD).

R/PPR Organizational Chart



R/PPR UNITS

- **Budget Unit** - The Budget Unit allocates Public Diplomacy and Public Affairs resources in alignment with foreign policy priorities and provides advice on and operational support for all phases of financial management, including resource planning.
- **Professional Development Unit** - The Professional Development Unit (PDU) supports the practice of public diplomacy by ensuring that the Department maintains and develops a diverse, talented workforce aligned with the needs of modern public diplomacy, organizes teams to be effective, and aligns personnel to meet changing mission needs around the globe. The PDU leads the PD Staffing Initiative, which has reorganized the structure of all 184 public diplomacy sections and all 2,700 LE staff position descriptions, plus the portfolios of the 700 PD Foreign Service positions overseas, to align with the modern policy-focused, audience-centered vision of the Public Diplomacy Framework.
- **Chief Technology Officer** - The Chief Technology Officer (CTO) Unit coordinates and oversees technology strategy, market research, acquisition, governance, and user adoption of PD-specific technology tools across the PD community, in collaboration with R Family bureaus, Press and Public Diplomacy Offices, and field practitioners. CTO solicits input from PD practitioners and stays abreast of emerging technology to ensure PD practitioners continuously have the best tools and technology to conduct strategic and effective diplomatic engagement.
- **Policy and Planning Unit** - The Policy and Planning Unit (PPU) advances U.S. foreign policy by supporting the Undersecretary in PD policy formulation, furthering strategic and operational planning, advocating within the Department and the interagency for PD practitioners and priorities, and promoting the alignment of PD resources with policy priorities as articulated in the National Security Strategy, the Joint Strategic Plan, and the Joint Regional and Integrated Country Strategies. The PPU leads the PD Implementation Plan (PDIP) process, which serves to help missions align PD resources with policy objectives. The unit also strengthens the impact of foreign policy implementation by representing and advocating for PD equities in foreign policy formulation, anticipating emerging challenges, and working across the R Family to devise solutions to equip PD practitioners to effectively advance U.S. priorities.
- **Research and Evaluation Unit** - The Research and Evaluation Unit (REU) generates original research on PD initiatives, interprets existing research, and disseminates knowledge tailored to the needs of PD practitioners—including through monitoring and evaluation, public opinion polling, and user research. It supports PD practitioners Department-wide by producing original research, coordinating PD research efforts among the department's research offices, to include the following: GPA's research and analytics offices, ECA's Monitoring, Evaluation, Learning, and Innovation (MELI) Office, GEC's Analytics and Research Office and M&E team, SCA/PPD's monitoring and evaluation team, and the Office of Opinion Research in the Bureau of Intelligence and Research. The REU is charged with building the capacity to use that research to shape and inform data-driven public diplomacy and resource allocation in support of U.S. foreign policy priorities.
- **Organizational Learning Unit** - The Organizational Learning Unit (OLU) cultivates a culture of learning within the PD community and equips PD professionals with the foundational concepts and skills needed to conduct their work in a rapidly changing environment. The unit has a mandate to serve a globally dispersed, multi-national, and diverse population of more than 5,000 public diplomacy practitioners and stakeholders who employ them. The unit's purview includes the development and publication of foundational, authoritative guidance on the theory and practice

of public diplomacy; the systematic collection, analysis, synthesis, and distribution of PD lessons learned and best practices; and the creation of learning materials, educational opportunities, and (in time) a holistic program to support the learning needs of this community.

- **Outreach and Communications Unit** - The Outreach and Communications Unit (OCOM) builds external support for the PD mission, including with Congress, think tanks, academia, and the private sector, and provides PD practitioners with the knowledge and resources they need to succeed. OCOM coordinates R/PPR - led internal communications to the Department's 5,000 public diplomacy (PD) practitioners. OCOM's Judicial Liaison team connects the State Department and the U.S. Judiciary, including the U.S. Supreme Court.

ADDITIONAL R/PPR FUNCTIONS

- **National Museum of American Diplomacy** - The National Museum of American Diplomacy (NMAD) tells the story of the history, practice, and challenges of American diplomacy. The museum will open to the public in phases, with the first phase slated for a 2024 opening. Three additional halls will open in subsequent years as funding becomes available for construction and exhibit placement. NMAD will be the first and only public museum dedicated to engaging the American public on the contribution of diplomacy to the nation's prosperity and security. Through educational and public programming, a growing collection of 10,000 artifacts, online content and exhibits, the museum aims to invite the public to discover diplomacy.
- **International Expositions Unit** - The International Expositions Unit (Expo Unit) manages U.S. participation at overseas Expos - also known as World's Fairs. The Expo Unit is the chief interlocutor with the Bureau of International Expositions (BIE), the international body responsible for overseeing Expos. The Expo Unit also mobilizes international support for U.S. candidacies to host Expos. When ongoing, Expos are the largest public and economic diplomacy events in the regions where they take place.

R/PPR Highlights for 2022

- **PD Staffing Initiative - Transforming Public Diplomacy Staffing (PDSI)**: The PD Staffing Initiative (PDSI) replaced a 40-year-old legacy structure that emphasized programs, and shifts all PD practitioners to policy-focused, audience-centered approaches for advancing Integrated Country Strategy (ICS) objectives. These changes are designed to enable PD practitioners to better contribute to mission-wide policy goals and adapt to changes in public opinion, technology, and communications environments. During 2022, R/PPR conducted PDSI implementation at 68 missions. At the end of CY 2022, 117 missions were working in their PDSI structures, and the remainder of active overseas PD sections were in the process of preparing for classification.

In support of PDSI implementation in CY 2022, R/PPR continued transition support services, with PD coaches, organizational psychologists, organizational sustainability experts, and leadership coaches providing dedicated, 12-month support as a PD section begins working in its new structures and roles. In CY 2022, more than 200 Foreign Service Officers and 400 Locally Employed Staff participated in 37 communities of practice, teambuilding, mentoring, and change management support programs, and 149 Foreign Service Officers and Locally Employed Staff Supervisors participated in individual, team, and group Leadership Coaching Program sessions. PDSI will conclude by the end of CY 2023.

- **Implementation of the 2021 Public Diplomacy Modernization Act:**

Section 7603 of the National Defense Authorization Act, titled the 2021 Public Diplomacy Modernization Act, instructs R/PPR's Director of Research and Evaluation, and, by extension, R/PPR/REU, to coordinate, oversee, and report on PD research and evaluation across the Department. In support of this mandate, in FY 2022, the REU conducted an inventory of all public diplomacy audience research, monitoring and evaluation (M&E) reports, digital analytics, and other associated products from R family bureaus and PD offices across the Department; developed training materials for all PD officers across the Department regarding the reading and interpretation of PD program and activity evaluation; conducted user research on the current state of audience research and M&E among PD practitioners; launched a research coordination team responsible for developing a repository of PD research materials and increasing transparency and coordination among the PD family research offices; and began developing standards and field support materials for monitoring and evaluation and audience research.

- **Audience Research Field Support (REU):** During FY 2022, R/PPR/REU continued the Global Surveys Project, conducting 46 policy-focused, nationally representative opinion polls in countries around the world to help PD practitioners better understand PD's role in reaching foreign publics. REU's Audience Research team also focused on expanding its ability to respond to field needs around audience research and analysis. The team now includes seven regional analysts who are available to support posts at all points of the research process, from defining research questions, contracting a vendor, developing research inputs like survey questionnaires and focus group guides, providing methodological reviews of contracted deliverables, and analyzing data to produce actionable insights for PD practitioners. In addition to supporting bespoke research, the team also helps to connect PD practitioners with available external research, increasing the speed at which PD practitioners can reach foreign publics and reducing the costs for taxpayers.

- **Monitoring and Evaluation (REU):** R/PPR/REU continues to support the field through the conduct of rigorous monitoring and program evaluations and delivery of capacity building services to PD sections seeking to expand their collection and use of evidence to design and assess their programs. In FY 2022, among other projects, the REU completed the first ever evaluation of a USA Pavilion at the World Expo in Dubai and an evaluation of media literacy programs across four Eastern European countries to assess the efficacy of PD efforts at building resilience against misinformation and disinformation among several key audience groups in the region.

Additionally, R/PPR launched a large-scale capacity building effort to increase the ability of PD sections to collect rigorous and reliable M&E data for their programs. This effort includes the design of a PD-specific M&E toolkit that provides all PD professionals with a common understanding of how to conduct good M&E and the creation of a large portfolio of support services and resources to aid PD professionals in their efforts to monitor and evaluate their programs.

- **Technology Solutions (CTO):** R/PPR/CTO delivers technology solutions that make PD work more efficient and PD practitioners more effective. The R family's suite of Salesforce tools - including PD Tools and Contact Relationship Management (CRM) - provides a single platform to build relationships with target audiences, track PD activities, and understand how PD work advances Department goals. R/PPR/CTO also manages platforms that support a hybrid workforce, including Slack, which serves as a knowledge and collaboration hub for thousands of PD practitioners, and Zoom for Government (ZfG), which practitioners use to host over 100,000 virtual meetings and events annually with external audiences.

In 2022, R/PPR/CTO and R/PPR/REU conducted a technology needs assessment to understand the day-to-day tech successes, needs, and challenges that PD practitioners face. This deep qualitative feedback helps R/PPR/CTO continue to ensure that PD practitioners have access to an integrated suite of tools that meet their needs.

EXPO HIGHLIGHT



Design for Expo 2025 in Osaka, Japan.

Expo 2025 Osaka will take place from April 13 to October 13, 2025. The theme for the Expo is "Designing Future Society for Our Lives," with three subthemes: Saving Lives, Connecting Lives, and Empowering Lives. Japan has allocated the most prominent lot on the Expo site to the United States in the "Empowering Lives" district. Most of the Expo's 28 million visitors will move through this area, resulting in a high percentage of visitors entering the U.S. Pavilion. The pavilion will inform and inspire foreign audiences about the United States—its people, values, and policies—and promote U.S. economic and commercial interests.



BUREAU OF EDUCATIONAL AND CULTURAL AFFAIRS



TechCampus participants collaborate on a lab project.

BUREAU OF EDUCATIONAL AND CULTURAL AFFAIRS (ECA)

FY 2019 Actual	FY 2020 Actual*	FY 2021 Actual	FY 2022 Actual	FY 2023 Planned**
\$701 million	\$736 million	\$740 million	\$753.75 million	\$777.50 million

*FY 2020 Actual includes \$5 million in FY 2020 Coronavirus Aid, Relief, and Economic Security (CARES) Act supplemental balances.

** FY 2023 planned funding, at the Bureau and Directorate level, reflects the enacted Educational and Cultural Exchange (ECE) funds appropriated by Congress to ECA. At the program level, FY 2023 planned funding can include additional funding, such as Economic Support Funds (ESF), budgeted Exchanges Support, or carry-over funds from previous years.

Strategic Overview

The Bureau of Educational and Cultural Affairs (ECA) furthers U.S. foreign policy objectives through targeted educational, cultural, and professional exchange programs and public engagement activities. These programs reinforce positive perceptions of the United States, foster relationships with current and future leaders, counter disinformation, support regional cooperation, carry out U.S. treaty obligations to protect cultural heritage and take climate action, and increase opportunities for mutually beneficial U.S.-host country partnerships at the grassroots level.

Over two million people have participated in USG-sponsored or supported exchange programs since they began more than 80 years ago, including more than 500,000 U.S. citizens. ECA's global programs create and sustain people-to-people ties for individuals and institutions, building networks among current and future leaders. In education, culture, sports, health, civil society, business, and all levels of government, ECA exchange alumni demonstrate impact. These alumni are key partners for the United States in achieving foreign policy goals; alumni include 42 current members of the U.S. Congress, 723 current or former heads of state and government, and 88 Nobel laureates.

By expanding recruitment and participation for underrepresented U.S. institutions and communities, ECA is implementing Executive Order 14035: Diversity, Equity, Inclusion, and Accessibility in the Federal Workforce and its call to address structures, policies, and practices that contribute to inequalities in educational access, outcomes, and rights for all.

In 2022, ECA made significant investments in all programs to address the challenges facing democracies. The Office of Alumni Affairs supported projects focusing on combating Russian disinformation as well as supporting Ukrainian populations displaced by Russian aggression. U.S. Speakers were dispatched to engage key foreign interlocutors to advance the national interests of the United States on issues such as countering malign influence and disinformation, climate change, and diversity, equity, and inclusion. Nearly 600 American Spaces in 145 countries offer modern and well-equipped venues that implement targeted programming to promote American values, including democratic institutions, the rule of law, and economic and personal freedoms.

ECA's programs contribute directly to local economies across America, investing more than 90 percent of Bureau resources domestically. U.S. citizen alumni return from exchanges with marketable skills that boost their competitiveness for 21st century jobs. In an average year, over 300,000 exchange visitors travel to the United States to participate in BridgeUSA, contributing billions of dollars to the economy at virtually no cost to taxpayers. In the 2021-2022 academic year, international students added \$33.8 billion to the U.S. economy and supported over 335,423 American jobs. Academic and professional partnerships with foreign exchange participants bring international networks to American campuses and workplaces and expand the skills and expertise of U.S. participants who go abroad.

In 2022, ECA programs and exchanges focused on three priorities:

- Advance democratic principles, strengthen democracies and anti-corruption efforts around the world.
- Increase the professional skills of emerging and established U.S. and foreign leaders to address global challenges such as countering disinformation, mitigating climate change, and responding to emerging technology.
- Build a forward-leaning ECA that is more resilient, effective, and diverse.

ECA's monitoring and evaluation efforts consistently demonstrate that alumni of U.S. government-sponsored exchanges return to their home countries with increased knowledge of the United States and more favorable views of the American people. American alumni return with marketable skills and international experiences that help advance their careers and support their communities.

ECA's staff includes 599 authorized full-time positions and 121 contractors. Approximately 55,000 people, including 15,000 Americans who travel abroad, participate in ECA-funded exchange programs every year when public health conditions allow. ECA's Private Sector Exchange Programs welcomed over 258,000 exchange visitors from 201 countries and territories to the United States in 2022.

ECA'S EXCHANGE PROGRAMS: DOMESTIC IMPACTS

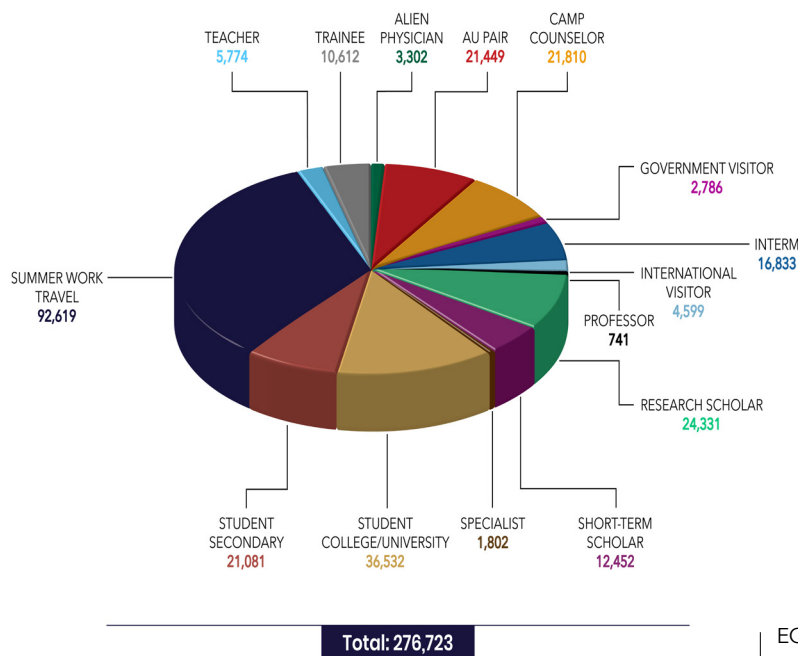
ECA's educational and cultural exchange programs offer significant domestic value added, providing valuable skills and international experience to American citizens, institutions, and companies. Notable examples include the following:

U.S. Students: ECA sends approximately 1,200 American high school students and 5,000 college and university students each year to live and study in countries of strategic interest to the United States. Youth programs allow American high school students to learn critical languages such as Chinese, Russian, and Arabic. Students further cross-cultural understanding while living abroad with host families and attending local schools.

U.S. Professionals and Emerging Leaders: America's ability to succeed in the global economy is also increased through international study and teacher and student exchanges, foreign language learning, professional opportunities abroad, building of international networks and collaboration, and continued engagement of U.S. alumni at home.

U.S. Higher Education Institutions: ECA's close collaboration with U.S. colleges and universities has helped international student mobility, with international students contributing more than \$32 billion and supporting more than 300,000 U.S. jobs in 2022. This collaboration helps maintain the United States as the top destination for international students.

2022 EXCHANGE VISITORS ALL J-1 CATEGORIES



Department's BridgeUSA programming. BridgeUSA programs support foreign policy interests of the United States at little to no cost to the American taxpayer as the exchanges are largely self-funded by the participants and the U.S.-based organizations that host them. BridgeUSA facilitates exchanges across 13 categories of educational and cultural exchange to study in U.S. high schools, universities, and research institutions; build professional networks, enhance English language and intercultural skills; and teach in U.S. schools, colleges, and universities.

ECA programs are uniquely positioned to build on existing global expertise and find new solutions and areas for cooperation. Through targeted professional and academic exchanges, ECA is addressing the climate crisis, combating drug related health challenges, integrating artificial intelligence and other emerging technologies into the global ecosystem, and maintaining a competitive advantage over an ascendant China. For example, ECA strongly supports the use of its exchanges in both directions to educate publics and decision-makers about the health and law enforcement aspects of the synthetic drug crisis. A total of 341 Hubert H. Humphrey Fellowship exchange alumni have worked or are currently working in the field of substance abuse, dating back to 1986.

U.S. Citizen Exchange Program Alumni: The half million-strong U.S. citizen alumni network provides powerful messengers to strengthen global alliances, further U.S. foreign policy goals, and maximize the return on U.S. government investment. ECA engages domestically with U.S. citizen exchange alumni across all programs through a professional development seminar series and a small grants program that funds U.S. exchange alumni-led teams in support of projects related to foreign policy goals.

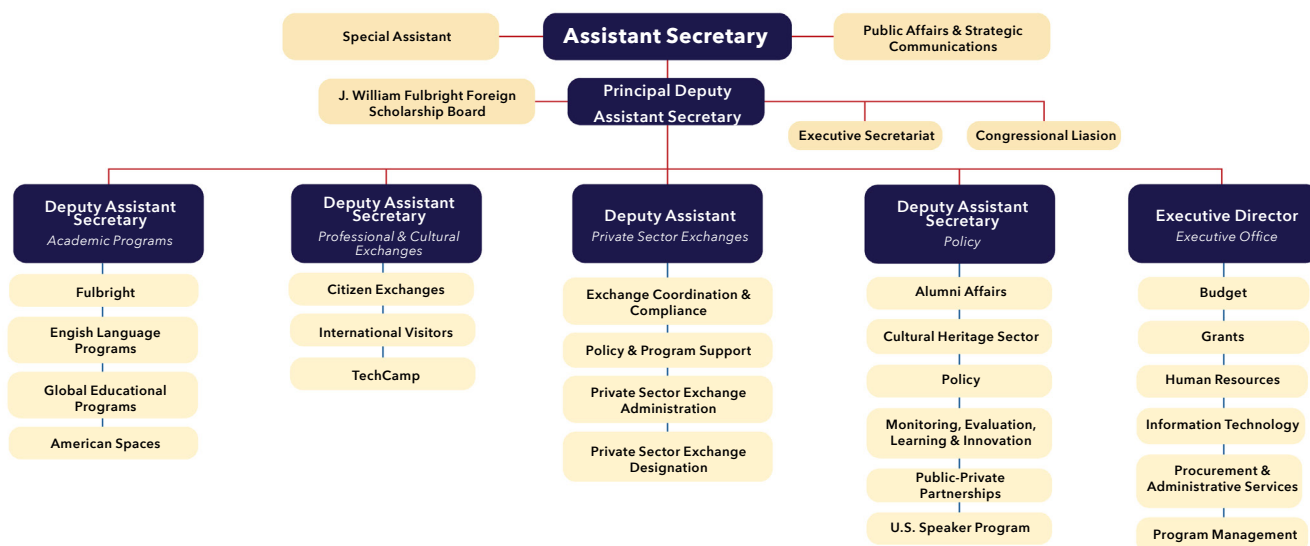
ECA's programs contribute directly to local economies across America, investing roughly 90 percent of Bureau resources in Americans or through U.S. organizations - more than \$700 million in FY 2022. ECA spends over 90 percent of its appropriation in the United States, investing in U.S. citizens and organizations, and benefitting local communities and governments, U.S. academic institutions, and non-profit and civic organizations.

The private sector plays a critical role in the Exchange Visitor Program, privately funding nearly 300,000 new exchanges from over 200 countries and territories on J-1 visas annually to the United States through the

ECA does extensive outreach to underserved and underrepresented U.S. audiences, including through partnerships with Historically Black Colleges and Universities, Hispanic Serving Institutions, Tribal Colleges and Universities, and Mobility International USA. Programs prioritize recruitment of underserved and underrepresented participants, foreign and American, in its federal assistance solicitation and program development. In 2022, ECA coordinated the renewal of the Department's Memorandum of Understanding with the Hispanic Association of Colleges and Universities (HACU), focused on international education, workforce development, and DEIA in partnership with HACU's 500 Hispanic Serving Institution members

By expanding recruitment and participation for underrepresented U.S. institutions and communities, ECA answers the Administration's Executive Order 14035: Diversity, Equity, Inclusion, and Accessibility in the Federal Workforce. ECA's Fulbright program enlists the services of faculty and administrators from more than 350 Minority Serving Institutions who promote Fulbright opportunities at the local level. Recruitment for U.S. performing artists for participation in American Music Abroad includes targeted outreach to underrepresented populations, resulting in more than half of all ensembles including artists of color.

ECA Organizational Chart



FY 2023 EDUCATIONAL AND CULTURAL EXCHANGE (ECE) PROGRAMS PLAN

ACTIVITIES	FY 2022 Total Resources (CN 22-150)	FY 2023 President's Budget Request	FY 2023 Enacted	FY 2023 Prior-Year Balances	FY 2023 Total Resources
ACADEMIC PROGRAMS					
(Dollars in Thousands)					
Fulbright Program (Students, Scholars, Teachers, Humphrey, Undergraduates)	\$297,195	\$268,194	\$287,500	\$21,318	\$308,818
<i>McCain Fellowships and Institute [non-add]</i>	(\$1,400)	(\$900)	(\$900)	NA	(\$900)
<i>Albright Young Women Leaders Program [non-add]</i>	NA	NA	(\$1,500)	NA	(\$1,500)
American Spaces	\$17,187	\$14,939	\$16,000	\$861	\$16,861
Global Academic Exchanges					
Educational Advising and Student Services	\$15,138	\$13,321	\$13,781	\$2,231	\$16,012
English Language Programs	\$47,872	\$45,015	\$45,200	\$1,074	\$46,274
American Overseas Research Centers	\$4,603	\$4,366	\$5,000	NA	\$5,000
Subtotal Global Academic Exchanges	\$67,613	\$62,702	\$63,981	\$3,305	\$67,286
Special Academic Exchanges					
South Pacific Exchanges	\$375	\$375	\$1,000	NA	\$1,000
Timor Leste Scholarship Program	\$375	\$375	\$400	NA	\$400
Disability Exchange Clearinghouse	\$583	\$450	\$583	NA	\$583
Benjamin A. Gilman International Scholarship Program	\$16,000	\$16,000	\$17,000	NA	\$17,000
<i>McCain Scholars [non-add]</i>	(\$700)	(\$700)	(\$700)	NA	(\$700)
Tibet Fund	\$675	\$675	\$675	\$80	\$755
Fulbright University - Vietnam	NA	NA	\$2,500	NA	\$2,500
Subtotal Special Academic Exchanges	\$18,008	\$17,875	\$22,158	\$80	\$22,238
TOTAL ACADEMIC PROGRAMS	\$400,003	\$363,710	\$389,639	\$25,564	\$415,203
Professional and Cultural Exchanges					
International Visitor Leadership Program	\$105,903	\$102,231	\$105,000	\$990	\$105,990
Citizen Exchanges Program	\$117,566	\$113,340	\$115,000	\$3,612	\$118,612

ACTIVITIES	FY 2022 Total Resources (CN 22-150)	FY 2023 President's Budget Request	FY 2023 Enacted	FY 2023 Prior-Year Balances	FY 2023 Total Resources
<i>Congress Bundestag Exchange Program (CBYX) [non-add]</i>	(\$4,215)	NA	(\$4,125)	NA	(\$4,125)
<i>TechCamps [non-add]</i>	(\$2,281)	(\$2,000)	(\$2,000)	(\$165)	(\$2,165)
Special Professional and Cultural Exchanges					
Ngwang Choephel Fellows (Tibet)	\$750	\$750	\$750	NA	\$750
J. Christopher Stevens Virtual Exchange	\$5,500	\$5,000	\$6,000	NA	\$6,000
Arctic Exchange Program	NA	NA	\$750	NA	\$750
<i>Subtotal Special Professional and Cultural Exchanges</i>	\$6,250	\$5,750	\$7,500	NA	\$7,500
TOTAL PROFESSIONAL AND CULTURAL EXCHANGES	\$229,719	\$221,321	\$227,500	\$4,602	\$232,102

Program and Performance					
Evaluation	\$6,290	\$3,332	\$4,075	\$232	\$4,307
U.S. Speaker Program	\$4,000	\$3,929	\$4,000	\$230	\$4,230
Alumni	\$10,460	\$5,154	\$6,525	NA	\$6,525
Academy for Women Entrepreneurs (AWE) Collaboratory	\$2,585	NA	NA	\$2,345	\$2,345
Cultural Heritage Center/Cultural Antiquities Task Force	\$1,566	\$1,115	\$1,200	\$1,525	\$2,725
TOTAL PROGRAM AND PERFORMANCE	\$24,901	\$13,530	\$15,800	\$4,332	\$20,132

Special Initiatives					
Young Leaders Initiatives (YLI)					
Young African Leaders Initiative (YALI)	\$21,971	\$20,000	\$20,600	\$2,146	\$22,746
Young South-East Asian Leaders Initiative (YSEALI)	\$11,025	\$7,800	\$10,300	\$2,800	\$13,100
Young Leaders of the Americas Initiative (YLAI)	\$6,600	\$6,600	\$6,600	NA	\$6,600
<i>Subtotal Young Leaders Initiatives</i>	\$39,596	\$34,400	\$37,500	\$4,946	\$42,446
Countering State Disinformation and Pressure	\$12,000	\$12,000	\$12,000	\$40	\$12,040
Community Engagement Exchange Program	\$6,000	\$6,000	\$6,000	NA	\$6,000
<i>Pawel Adamowicz Exchange Program [non-add]</i>	(\$1,000)	(\$1,000)	(\$1,000)	NA	(\$1,000)
TOTAL SPECIAL INITIATIVES	\$57,596	\$52,400	\$55,500	\$4,986	\$60,486
Private Sector Exchange Visitor Program	\$935	NA	NA	\$935	\$935
Exchange Support	\$93,559	\$90,339	\$89,061	\$8,713	\$97,774
TOTAL EDUCATIONAL AND CULTURAL EXCHANGE PROGRAMS	\$806,713	\$741,300	\$777,500	\$49,132	\$826,632

Policy Directorate

FY 2019 Actual	FY 2020 Actual	FY 2021 Actual	FY 2022 Actual	FY 2023 Planned
\$8.40 million	\$9.05 million	\$12.85 million	\$15.60 million	\$15.80 million

ECA's Policy Directorate takes a cross-bureau approach to ensuring programs align with the State Department's foreign policy priorities and global engagement objectives. Its offices engage professional foreign audiences through American experts, implement public-private partnerships to empower women, monitor and evaluate program impact and effectiveness, pilot new modes and platforms to interact with foreign audiences, leverage the resources of the private sector, protect and preserve cultural heritage, and sustain long-term engagement with program alumni.

THE OFFICE OF POLICY

The Policy Unit supports ECA's efforts to link programs closely to foreign policy goals and to provide flexible and rapid response capabilities to international events and developments. It serves as the bureau's in-house think-tank, exploring strategies for using exchanges and overseas engagement programs as a policy tool and providing analysis and responses to requests and inquiries from interagency partners and Congress. The unit is the primary liaison with regional bureaus and regularly convenes policy dialogues to give ECA program offices opportunities to explore how exchanges and overseas engagement programs can be made even more relevant and effective as foreign policy tools. The Policy Unit coordinates responses to State Department, National Security Council, and Congressional questions requiring input from all ECA program offices.

MONITORING EVALUATION LEARNING INNOVATION (MELI) UNIT

FY 2018 Actual	FY 2019 Actual	FY 2020 Actual
\$1.60 million	\$3 million	\$3.40 million
FY 2021 Actual	FY 2022 Actual	FY 2023 Planned
\$3.40 million	\$4.76 million	\$4.07 million

The MELI unit continues to find new ways to support ECA's commitment to meeting its programmatic goals by providing the data necessary to drive evidence-informed decision-making. The evidence gathered enables program offices to identify and remediate real-time challenges, measure programming efforts against U.S. foreign policy goals, and provide greater program accountability and transparency. The MELI Unit provides this support through its six lines of effort: monitoring, evaluation, learning, innovation, capacity-building, and facilitation. In FY 2022 the MELI Unit focused its efforts on providing data on Administration priorities: a survey of ECA foreign alumni engaged in climate change efforts identified ways those alumni were interested in collaborating with the United States to address the climate change crisis, and assessed Diversity, Equity, Inclusion, and Accessibility (DEIA) in exchange programs, which is being used as the foundation to create ECA's DEIA Programmatic Strategic Plan.

Improvement of Public Access to ECA Program Data and Impacts

In addition to publishing all non-sensitive evaluation reports on its public-facing website, the MELI unit created a data governance policy to ensure that standards of data governance are upheld throughout the Unit's evaluation and research activities. MELI's data governance policy outlines the Unit's commitment to responsible data stewardship and approach to ensuring effective data management. In addition, the policy provides

guidelines for sharing data in support of the United States Government's commitment to greater data transparency. For MELI, using data responsibly in public diplomacy M&E requires balancing three overarching goals:

1. Supporting ECA colleagues: MELI sees itself as a service provider to its ECA colleagues. In that role, it seeks to ensure offices have the data necessary to make informed decisions about their programs and other bureau activities. Any data collected should meet the purpose of supporting ECA's programmatic mission.
2. Transparency with the public: MELI works to promote transparency, accountability, and value creation by making government data available to both internal and external stakeholders. The MELI Unit seeks to ensure that both internal and external stakeholders can analyze the same data used for ECA evaluation and research activities and reach the same results/conclusions.
3. Protecting the confidentiality of respondents: MELI recognizes the need to balance the first two objectives with an obligation to protect the confidentiality and privacy of respondents who have participated in data collection efforts. The MELI unit ensures that the privacy of respondents is protected and that respondents have a choice in the collection process through strict, clear, and informed consent procedures.

OFFICE OF ALUMNI AFFAIRS

FY 2019 Actual	FY 2020 Actual	FY 2021 Actual
\$5.03 million	\$5.23 million	\$5.23 million
FY 2022 Actual	FY 2023 Planned	
\$5.85 million	\$6.53 million	

The Office of Alumni Affairs (OAA) seeks to maximize the return on investment in people-to-people connections by turning exchange program experiences into enduring relationships. The OAA leads strategic alumni engagement with domestic and foreign exchange alumni by providing regional bureaus and U.S. embassies with tools and resources that include policy guidance, project funding, regional seminars, professional development workshops, virtual mentorship, and knowledge management. The office engages directly with alumni and global alumni associations to strengthen networks and support projects, both in person and on virtual platforms.

Since its inception in 2011, the Alumni Engagement Innovation Fund (AEIF) has financed over 750 exchange program alumni-led projects around the world. This annual funding opportunity is available to all USG Exchange Alumni and provides up to \$35,000 to develop public service-oriented projects that directly support U.S. foreign policy objectives, promote shared interests, and benefit local communities.

In FY 2022, OAA supported 152 projects, totaling over 4 million dollars, that were led and implemented by 482 alumni in 109 countries and focused on a wide range of mission critical topics, including women's empowerment, climate change, global health and security, sustainable economic

development, and entrepreneurship. In FY 2022, special funding became available to support projects focusing on combating Russian disinformation as well as supporting Ukrainian displaced populations owing to Russian aggression.

FOCUS: ENGAGING EXCHANGE ALUMNI TO REACH MORE COMMUNITIES

Over the past 16 years, the Office of Alumni Affairs has supported more than 2,000 alumni-led initiatives promoting shared goals with the United States, such as business development and economic opportunity, girls’ education, conflict resolution, and outreach to underserved communities. The Alumni Thematic International Exchange Seminars (Alumni TIES) model enables ECA to convene alumni in as little as three months around key foreign policy issues. Recent Alumni TIES events focused on using art and culture to transform conflict, expanding media literacy education, diversity, and environmental diplomacy. In FY 2022, a cost amendment of \$650,000 added two seminars for 30 participants each and the administration of small grants resulting from the seminars. The additional funds increased the total award from \$2,250,000 to \$2,900,000 and extended the cooperative agreement to June 2024.

In addition to supporting millions of international alumni with programming and networking opportunities, OAA coordinates ECA’s engagement with over 500,000 U.S. citizen alumni. With several years of momentum and inspired by the Department’s subnational diplomacy initiatives, OAA is strengthening programming and network building with this influential cohort of exchange alumni. OAA is currently working to facilitate the creation of a cross-program alumni network around the United States and supports alumni through Career Connections and the Citizen Diplomacy Action Fund (CDAF). Career Connections is a professional development series designed to support alumni in leveraging their exchange experiences in their careers. OAA has hosted five in-person seminars and 38 in person and virtual sessions in eight different cities, reaching nearly 1,300 U.S. citizen alumni since the program began in 2019. These programs are designed to supplement program specific initiatives and focus on bringing alumni together from multiple programs on areas of common interest, building upon the relationships established during their exchange experiences and leveraging their role as citizen diplomats as they return to their home communities across the United States. CDAF is an annual small grants competition supporting teams of alumni to implement community-based projects addressing foreign policy priorities as well as ECA bureau goals. After six rounds of the competition since 2019, CDAF has distributed nearly \$2.2 million to 230 projects implemented by over 400 alumni.

OAA’s digital platform continues to engage alumni and highlight administration policy priorities with initiatives such as MentorTalks, a virtual program in which accomplished alumni leaders discuss their life-changing exchange experiences and share professional tradecraft monthly, and the Voices of Exchange audio podcast highlighting alumni stories. OAA’s #ExchangeAlumni page on LinkedIn is an increasingly popular place for exchange alumni to network, and the ExchangeAlumni pages on Facebook, Twitter, and Instagram have experienced quickly rising rates of engagement. OAA’s ExchangeAlumni website is in the process of a complete redesign. The new portal seeks to improve user experience for alumni, develop the alumni network as a global cohort, and create opportunities for more targeted USG engagement with alumni audiences.

To improve tracking and engaging millions of global alumni of USG-supported and-sponsored exchanges, OAA has launched a new, cloud-based database platform, the Alumni Contact Engagement System, or ACES. ACES is ECA’s master repository of 1.7 million alumni records from over 500 exchange programs since 1940 and grows at a rate of approximately 200K alumni per year. ACES has shared functionality with other State Department applications, including CRM and PD Tools. The event management and email engagement features in ACES allow contact of exchange program alumni directly from the system, as well as enhanced reporting and contact management capabilities, providing embassies and the Department with direct reach to alumni groups.

ACADEMY FOR WOMEN ENTREPRENEURS

FY 2019 Actual	FY 2020 Actual	FY 2021 Actual
\$1 million	\$1.90 million	\$3.50 million
FY 2022 Actual	FY 2023 Planned	
\$3.72 million	\$2.35 million	

ECA established the Academy for Women Entrepreneurs (AWE) as an exchange program in 2019 to provide women with the knowledge, networks, and access necessary to launch or scale a successful business. Implemented in nearly 100 countries since 2019, AWE has empowered an estimated 25,000 women entrepreneurs around the world with the skills they need to reach their full economic potential. AWE aligns with the U.S. government’s National Security Strategy by investing in the economic development of countries in ways that deepen local partnerships and reduce the likelihood of instability, violence, and mass migrations.

By promoting women’s economic opportunities and ensuring women have the skills, capabilities, and resources needed to participate and

excel in the economy, the AWE program directly supports the U.S. government’s National Strategy on Gender Equity and Equality. As a flagship program that promotes entrepreneurship through increased trade, AWE aligns with the interagency’s first-ever U.S. Strategy on Global Women’s Economic Security, in which women and girls around the world can fully, meaningfully, and equally contribute to, and benefit from, economic growth and global prosperity.

In 2022, ECA’s Public-Private Partnership Unit coordinated with the Office of Alumni Affairs to engage with private sector partners and donors, including Freeport-McMoRan Foundation, Thunderbird School of Global Management at Arizona State University, ACE Health Foundation, The UPS Foundation, and Amazon to support the AWE program. By partnering with the private sector, ECA can bring new resources to the table (human, in-kind, and/or financial) to address challenges, expand programming, or fill gaps that are best met through collaboration between the public and private sectors. Through these partnerships, ECA also leverages cutting-edge U.S. business expertise to offer advanced training and broaden and deepen exchange program offerings for alumni and overseas audiences in ways that set women up for greater economic success and competitiveness.

ECA: Impact at Home

ECA programs not only bring the world closer together, but benefit individual Americans, local communities, and the United States economy. ECA's impact produces more informed Americans, richer cultural understanding, a more robust economy, and deeper ties between nations and peoples.

In FY22, 93% of foreign participants volunteered in the U.S. as part of their program; CBYX, FLEX, and YES participants conducted over

101,000 HOURS

of community service in their communities.



In 2022, Minority-Serving Institutions hosted

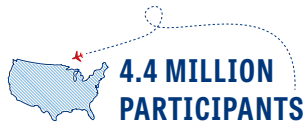
8,159

ECA exchange participants.



More than **ONE MILLION PEOPLE**

have participated in ECA-funded programs since they began more than 80 years ago, including more than 230,000 U.S. citizens.



4.4 MILLION PARTICIPANTS

have traveled to the United States on the privately funded, ECA-facilitated BridgeUSA Program.

ECA IS FOCUSED ON:

promoting **AMERICAN VALUES** through diverse program participation.



71%

of ECA program participants are youth and young leaders



60%

of ECA program participants are girls and women



U.S. DEPARTMENT of STATE
Bureau of Educational and Cultural Affairs

PROMINENT ALUMNI ACCOMPLISHMENTS

Government and Politics

- 34 current foreign ambassadors to the United States are alumni of a U.S. government exchange program.
- 34 alumni currently sit on their respective countries' Supreme Court.
- More than 2,000 alumni have served as a cabinet minister for their national government.

Sciences and Humanities

- 88 alumni are Nobel laureates. The most recent alumni laureates include Maria Ressa (peace), Kip Thorne (physics) and Michael Rosbash (physiology/medicine).
- More than 121 alumni have won Pulitzer Prizes. In 2020, winners included Emily Green (Audio Reporting) and Gregory Grandin (General Nonfiction).

Sports

- 135 alumni from the United States and abroad have competed in the Olympic and Paralympic Games. In the most recent Tokyo 2020 (2021) Summer Olympic and Paralympic Games, ECA alumnae Alex Morgan, Katie Ledecky, Allyson Felix, Rose Hollerman, Rudy Garcia-Tolson, David Wagner, and Deja Young represented Team USA.

Civil Society

- 48 alumni have been awarded the U.S. Presidential Medal of Freedom.
- 13 alumni have won the Nobel Peace Prize, including former President of Colombia Juan Manuel Santos (2016) and former Secretary of State Henry Kissinger (1973).

Young Leaders

- 48 alumni have been recognized as Forbes "30 Under 30" awardees, in fields as diverse as education and enterprise technology.

CULTURAL HERITAGE CENTER

FY 2019 Actual	FY 2020 Actual	FY 2021 Actual
\$294,498	\$566,118	\$525,422
FY 2022 Actual	FY 2023 Planned	
\$488,092	\$500,000	

ECA supports the protection and preservation of cultural heritage worldwide through international coordination, engagement, and programming. The Cultural Heritage Center formulates and provides expertise on cultural heritage policy and serves as the secretariat for the interagency Cultural Heritage Coordinating Committee (CHCC), promoting synergies across programs and initiatives incubated in individual agencies and CHCC working groups. The Center also oversees and supports the Cultural Property Advisory Committee (CPAC) and the State Department's decision-making functions concerning cultural property agreements. As a presidentially appointed federal advisory committee, the CPAC reviews and provides input on bilateral cultural property agreements and emergency import restrictions.

Ongoing programs to protect and preserve cultural heritage worldwide include the U.S. Ambassadors Fund for Cultural Preservation (AFCP) and the CHC-led interagency Cultural Antiquities Task Force (CATF). The protection and preservation of cultural heritage enable the State Department to promote stability, economic development, and good governance in partner countries while preventing the illicit trade of cultural artifacts, some of which finances terrorist organizations and other criminal networks.

To complement its core programming, in 2022 the CHC used \$566,000 in ECE prior-year balances to develop Heritage Exchange Initiatives to foster technical interchange between U.S. and foreign cultural heritage professionals. For example, CHC created and launched an African cultural heritage fellows exchange program to engage with mid-career cultural heritage professionals, scholars, and experts from Africa and the diaspora and develop a framework for prioritizing African knowledge in museum practice, collections management, and research policies and procedures appropriate for a 21st-century global African art museum located on any continent. Working with the Smithsonian Center for Folklife and Cultural Heritage, CHC developed a heritage and sustainable livelihoods pilot program in Mexico to support artisans in their efforts to identify and maintain markets for their handicrafts. CHC also used \$250,000 in FY 2021 ECE funds to track efforts to leverage cultural heritage for strategic influence purposes in Eastern Europe.

Cultural Property Agreements (1983)

Bilateral cultural property agreements with other countries help to prevent illicit excavation and trade in cultural objects. For a partner country, it is unlawful to excavate, remove, or export cultural objects without a permit. For the United States, once an agreement is in place, importing those objects of designated material is prohibited except under special circumstances. Such agreements seek to protect cultural heritage by reducing the incentive for further pillage of archaeological and ethnological material. The Cultural Property Advisory Committee (CPAC), with members appointed by the President from the scientific, museum, and trade communities, advises on U.S. action in response to requests from foreign governments for such agreements.

In addition to administering the CPAC, the Cultural Heritage Center coordinates other U.S. government activities related to the Convention on Cultural Property Implementation Act (1983) and the 1970 Convention on the Means of Prohibiting and Preventing the Illicit Import, Export, and Transfer of Ownership of Cultural Property. There are 25 agreements overall, of which two new agreements were signed and 7 were extended in FY 2022. In addition, the United States took emergency action to impose import restrictions on vulnerable cultural property from Afghanistan.

U.S. Ambassadors Fund for Cultural Preservation (2001)

FY 2019 Actual	FY 2020 Actual	FY 2021 Actual
\$6.25 million	\$6.25 million	\$6.25 million
FY 2022 Actual	FY 2023 Planned	
\$6.25 million	\$6.65 million	

The U.S. Ambassadors Fund for Cultural Preservation (AFCP) awards grants through U.S. embassies for the preservation of the cultural heritage of other countries. Such support contributes to post-disaster and post-conflict recovery and stabilization, satisfies U.S. treaty and other obligations, and creates opportunities for economic development. In strife-ridden states, heritage preservation efforts counter extremist interpretations of U.S. interests and demonstrate American values in action. Funding for the AFCP comes from the Diplomatic Programs Public Diplomacy account (.7 funds).

Cultural Antiquities Task Force (2004)

FY 2019 Actual	FY 2020 Actual	FY 2021 Actual
\$1 million	\$1 million	\$1 million
FY 2022 Actual	FY 2023 Planned	
\$1.64 million	\$1.30 million	

The Cultural Heritage Center leads the interagency Cultural Antiquities Task Force (CATF). Established by the State Department at the direction of the U.S. Congress in 2004 and incorporated into the CHCC in 2016, the CATF is composed of federal agencies that share a common mission to disrupt the theft, looting, trafficking, and destruction of cultural property in the United States and abroad. The CATF coordinates law enforcement efforts, provides training, and supports local governments, museums, and preservationists around the world in the protection of cultural property. Since its creation, the CATF has supported more than 100 international and domestic cultural- property training programs. From FY 2018 through FY 2021, funding for the CATF came from the Diplomatic Programs Public Diplomacy account (.7 funds). In FY 2022, \$500,000 came as .7 funds, and \$1.14M came as ECE funding.

Public-Private Partnership Unit

ECA's Public-Private Partnership Unit develops and engages in strategic public-private collaboration that leverages the expertise, networks, and resources of the Department of State with those of the private sector, non-profits, and academic institutions worldwide.

Office of the U.S. Speaker Program

FY 2019 Actual	FY 2020 Actual	FY 2021 Actual
\$4.46 million	\$4 million	\$5.40 million
FY 2022 Actual	FY 2023 Planned	
\$4 million	\$4 million	

The U.S. Speaker Program recruits American experts to engage international audiences on topics of strategic importance to the United States. Programs are conducted in-person and virtually. The office conducts approximately 600 programs annually, collaborating with U.S. embassies, consulates, and American Spaces around the world to develop and implement customized programs. Washington-based program officers identify and recruit prominent U.S. citizen experts; tailor programs to meet specific needs of international audiences through workshops, lectures, seminars, and consultations; utilize innovative technologies to amplify messaging; and foster long-term relationships between U.S. speakers and overseas audiences to sustain dialogue on key themes and issues.

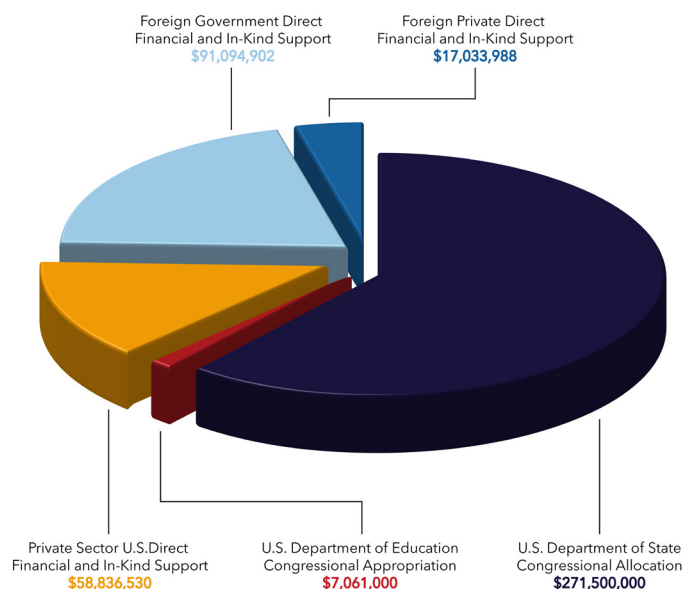
FY 2022 was a hybrid programming year with the resumption of in-person programs and virtual engagements. These programs primarily focused on economic prosperity, entrepreneurship and innovation, and global security, addressing such topics as global health, cybersecurity, countering disinformation, strengthening civil society, press freedom, and STEAM (science, technology, engineering, arts, and mathematics). U.S. speakers were also dispatched as part of a broader ECA strategy to engage key foreign interlocutors to advance the national interests of the United States on issues such as countering malign influence and disinformation, climate change, and diversity, equity, and inclusion. These discussions have impacts with the potential to be felt for years to come. For example, a U.S. speaker engaged more than 200 journalists in Tajikistan on how to detect and handle Russian disinformation, particularly as it relates to Ukraine, fact checking, and detecting bias in the news.

The office initiated and expanded relationships with several ECA, GPA, regional, and functional bureau offices to create rosters of U.S. experts available for programming on climate change, countering disinformation, entrepreneurship, and gender equality, as well as to amplify Department priorities through programs highlighting Native American History Month and STEM/Space. These relationships continue to produce more focused programming for posts that align with the National Security Strategy. For instance, the office partnered with U.S. Consulate Vancouver to implement a five-part virtual series to support Asian American and Pacific Islanders Heritage Month. The programs highlighted contributions to U.S. society from these groups and discussed strategies to combat discrimination and racism against Asian communities. Fairchild TV, Canada's largest network serving the Chinese diaspora, broadcasted the series and archived the videos on YouTube. Additionally, a U.S. speaker engaged a cohort of future Eastern Caribbean women political leaders on strategies for developing skills to successfully support the democratic and social processes in their countries.

Academic Programs

FY 2019 Actual	FY 2020 Actual	FY 2021 Actual
\$357.80 million	\$367.80 million	\$369.80 million
FY 2022 Actual	FY 2023 Planned	
\$400 million	\$389.64 million	

FISCAL YEAR 2019



Total Fulbright Funding in Fiscal Year 2019

\$445,526,420

FULBRIGHT PROGRAM

FY 2019 Actual	FY 2020 Actual	FY 2021 Actual
\$275 million	\$273 million	\$298 million
FY 2022 Actual	FY 2023 Planned	
\$297.20 million	\$287.50 million	

Academic exchange programs foster networks of future U.S. and foreign leaders in priority fields who will engage cooperatively with the United States throughout their lives. These programs convey universal values and shape the way people think and act. They also promote and leverage relationships with U.S. and foreign higher education communities and prepare emerging leaders in the United States and around the world with the knowledge and skills they need to help solve global challenges. Governments around the world view education as a major political, economic, and social priority, and cooperation on this issue is a consistently positive element that fosters broader bilateral relationships. As the U.S. government's flagship academic exchange program, the Fulbright Program leverages U.S. leadership in higher education to build relationships and grow networks that strengthen the economy at home and bolster security abroad.

Established in 1946, the Fulbright Program's components provide opportunities for Americans and citizens of more than 160 countries. Participants are chosen through an open, merit-based process for their academic achievement and leadership potential—to study, teach, or conduct research abroad and develop ties that build understanding between the peoples of the United States and participating countries. The Fulbright Program core elements include the Fulbright U.S. and Foreign Student Programs (including Fulbright English Teaching Assistants and Fulbright Foreign Language Teaching Assistants), the Fulbright U.S. and Visiting Scholar Programs (including short-term U.S. Fulbright Specialists), the Humphrey Fellowship Program for mid-career professionals, and Fulbright Teacher Exchanges.

Participating governments and host institutions, corporations, and foundations in foreign countries and in the United States provide direct and indirect support for the Fulbright Program. Over 100 partner countries collectively contribute nearly \$100 million in funding each year. Fulbright alumni have gone on to achieve distinction in government, science, the arts, business, philanthropy, journalism, education, and many other fields. Fulbright alumni include 62 Nobel Prize recipients, 78 MacArthur Foundation Fellows, 89 Pulitzer Prize winners, and 41 current or former heads of state or government.

Fulbright Visiting Scholar and Foreign Student Programs

Fulbright Foreign Student Program (1946)

FY 2018 Actual	FY 2019 Actual	FY 2020 Actual
\$79.80 million	\$79.70 million	\$79.20 million
FY 2021 Actual	FY 2022 Actual	FY 2023 Planned
\$86.40 million	\$87 million	\$92 million

The Fulbright Foreign Student Program provides scholarships to foreign graduate students, young professionals, and artists to study or conduct research in all academic fields in the United States for one academic year or more. Participants are chosen through a competitive merit-based selection process. Program Length: 1 academic year or longer (average of 10 months).

Fulbright Foreign Language Teaching Assistant Program (1969)

FY 2018 Actual	FY 2019 Actual	FY 2020 Actual
\$5.38 million	\$4.01 million	\$4.03 million
FY 2021 Actual	FY 2022 Actual	FY 2023 Planned
\$5.42 million	\$5.40 million	\$4.90 million

The Fulbright Foreign Language Teaching Assistant Program, a component of the Fulbright Foreign Student Program, provides fellowships to early-career teachers of English from abroad to take courses in American Studies and English teaching in the United States while also teaching their native language to American post-secondary students. Program Length: 10 months.

Fulbright Visiting Scholar Program (1946)

FY 2018 Actual	FY 2019 Actual	FY 2020 Actual
\$22.50 million	\$24.70 million	\$24.60 million
FY 2021 Actual	FY 2022 Actual	FY 2023 Planned
\$26.80 million	\$26 million	\$26 million

The Fulbright Visiting Scholar Program supports foreign scholars to conduct post-doctoral research and university lecturing at U.S. institutions for an academic year or term. Program Length: 3-10 months.

Fulbright Junior Faculty Development Program - The Near East (2012)

FY 2018 Actual	FY 2019 Actual	FY 2020 Actual
\$0	\$805,170	\$0
FY 2021 Actual	FY 2022 Actual	FY 2023 Planned
\$377,577	\$362,908	NA

The Fulbright Junior Faculty Development Program (JFDP) in the Middle East and North Africa brings young scholars in priority fields to U.S. institutions for an intensive program focused on faculty development, individualized mentorship, research, and cultural engagement activities. Part of the Fulbright Visiting Scholar Program, the JFDP builds capacity in universities in the Middle East and North Africa region while developing linkages with U.S. institutions, expanding the scholars' knowledge of U.S. higher education and culture, and advancing their professional skills. Program funds were not expended in FY 2018 to realign the budget with the program year, nor were they expended in FY 2020 owing to the COVID-19 pandemic and subsequent postponement of the program to summer 2021. The program's final cohort was in summer 2022. Program Length: 10 weeks.

Fulbright Visiting Scholar Program for Iraq (2010)

FY 2018 Actual	FY 2019 Actual	FY 2020 Actual
\$1.10 million	\$1.10 million	\$0
FY 2021 Actual	FY 2022 Actual	FY 2023 Planned
\$0	\$1.10 million	\$660,000

The Fulbright Visiting Scholar Program for Iraq, implemented in conjunction with the Fulbright JFDP, brings scholars in selected fields to U.S. institutions for faculty development, individualized mentorship, research, and cultural engagement activities. These activities build capacity in universities in Iraq while developing linkages with U.S. institutions, expanding the scholars' knowledge of U.S. higher education and culture, and advancing their professional skills. This program for Iraqi scholars is funded by U.S. Embassy Baghdad in the amount of \$1.10 million for FY 2022 and administered through a grant to the American-Mideast Educational and Training Services, Inc. (Amideast). Program funds were not expended in FY 2020 and FY 2021 owing to the COVID-19 pandemic, which resulted in the postponement of the FY 2020 program to summer 2022. Program Length: 10 weeks.

Hubert H. Humphrey Fellowship Program (1978)

FY 2018 Actual	FY 2019 Actual	FY 2020 Actual
\$12.59 million	\$11.95 million	\$11.53 million
FY 2021 Actual	FY 2022 Actual	FY 2023 Planned
\$11.36 million	\$11.25 million	\$11.76 million

The Humphrey Fellowship Program, a Fulbright exchange, enhances leadership among international professionals who collaborate to address local and global challenges and foster change for the collective good. Through academic study and professional development with U.S. counterparts, this growing global network shares best practices and builds expertise in fields of critical importance to advance societal and institutional capacity, promote human rights and freedoms, ensure sustainable environments, and develop thriving communities. To complement the traditional academic-year program, the Distinguished Humphrey Leadership Program component was added in FY 2016 to support annual cohorts of 10-15 senior professionals from select countries for two to three weeks that include executive leadership and practical mentoring in the participants' professional field of study. Program Length: 2 weeks to 10 months.

Fulbright Teacher Exchanges (1946)

FY 2018 Actual	FY 2019 Actual	FY 2020 Actual
\$11.83 million	\$11.55 million	\$11.64 million
FY 2021 Actual	FY 2022 Actual	FY 2023 Planned
\$11.56 million	\$10.60 million	\$10.60 million

Fulbright Teacher Exchanges provide professional development for primary and secondary (K-12) educators to enhance their teaching ability, improve education systems, and advance the educational outcomes of their students. The program prioritizes the participation of teachers, both in the United States and abroad, who reach underserved students in urban and rural communities, minority students, students in career and technical education programs, and students with disabilities. A smaller branch program also brings teachers of Mandarin and Arabic to teach in U.S. schools. Program Length: 2 weeks to 1 academic year.

Fulbright U.S. Scholar and Student Programs

Fulbright U.S. Scholar Program (1946)

FY 2018 Actual	FY 2019 Actual	FY 2020 Actual
\$30 million	\$33 million	\$32.80 million
FY 2021 Actual	FY 2022 Actual	FY 2023 Planned
\$35.80 million	\$36 million	\$36 million

The Fulbright U.S. Scholar Program awards scholarships to U.S. scholars at the faculty and senior researcher level and to professionals with relevant expertise to lecture and conduct research in a wide variety of academic disciplines at institutions throughout the world. This program receives some foreign funding. Program Length: Up to 12 months (average 5-6 months).

Fulbright Arctic Initiative (2014)

FY 2018 Actual	FY 2019 Actual	FY 2020 Actual
NA	\$900,000	NA
FY 2021 Actual	FY 2022 Actual	FY 2023 Planned
\$450,000	\$100,000	NA

The Fulbright Arctic Initiative awards grants to scholars from the United States and other Arctic Council member countries for collaborative research focused on public policy challenges facing the Arctic region. Through a series of three in-person meetings and individual research exchange visits, Fulbright Arctic Scholars stimulate scientific collaboration on Arctic issues and produce policy-relevant recommendations. The first participant group began in 2015, with a second group in 2018 and a third in 2021. A fourth cohort is planned for FY 24. Program Length: 18 months.

Fulbright Amazonia (2022)

FY 2018 Actual	FY 2019 Actual	FY 2020 Actual
NA	NA	NA
FY 2021 Actual	FY 2022 Actual	FY 2023 Planned
NA	\$500,000	\$500,000

Co-funded by the Fulbright Commission in Brazil, the Fulbright Amazonia Initiative directly supports Department efforts to foster a healthy and resilient Amazon Basin. Working in multidisciplinary and multinational teams, scholars from the United States and countries within the Amazonian Basin spend 18 months engaged in applied research projects and/or addressing public policy questions to better protect resources and communities in the world's largest rainforest. Scholars will participate in three in-person plenary meetings to develop impactful collaborative projects with tangible outcomes and will undertake an exchange experience in a participating country. Program Length: 18 months.

Fulbright Public Policy Fellowship (2012)

FY 2018 Actual	FY 2019 Actual	FY 2020 Actual
\$0	\$460,820	\$430,310
FY 2021 Actual	FY 2022 Actual	FY 2023 Planned
\$75,380	\$188,614	\$460,000

The Fulbright Public Policy Fellowship, a component of the Fulbright U.S. Scholar Program, sends American early- to mid-career professionals with relevant public policy experience and advanced degrees to serve as special assistants to leaders in host-government ministries and institutions while carrying out an academic research project. U.S. embassies negotiate placements in support of host-country public policy initiatives aligned with U.S. foreign policy goals. Program Length: 4-9 months.

Fulbright Specialist Program (2001)

FY 2018 Actual	FY 2019 Actual	FY 2020 Actual
\$4.74 million	\$4.55 million	\$4.56 million
FY 2021 Actual	FY 2022 Actual	FY 2023 Planned
\$4.46 million	\$4.50 million	\$4.50 million

The Fulbright Specialist Program, a component of the Fulbright U.S. Scholar Program, awards grants to American scholars and professionals to carry out collaborative projects based on requests from host institutions. Projects focus on education, with the goal of sharing research, building capacity, and promoting linkages between the specialist's U.S. and host institutions. The program receives some foreign funding in the form of host institution cost sharing equal to approximately 25 percent of overall program expenses. Program Length: 2-6 weeks

Fulbright U.S. Student Program (1946)

FY 2018 Actual	FY 2019 Actual	FY 2020 Actual
\$50 million	\$55 million	\$54.60 million
FY 2021 Actual	FY 2022 Actual	FY 2023 Planned
\$59.60 million	\$60 million	\$61 million

The Fulbright U.S. Student Program provides fellowships to U.S. graduating college seniors, graduate students, artists, and early-career professionals selected through open, merit-based competition for study and research abroad. Program Length: 6-10 months.



Fulbright student participants compete in a bike race.

Fulbright English Teaching Assistant Program (1949)

The Fulbright English Teaching Assistant (ETA) Program, a component of the U.S. Student Program, places recent U.S. college graduates as English language teaching assistants in K-12 schools or universities abroad. In addition to improving foreign students' English language abilities and knowledge of the United States, the English language teaching assistants increase their own language skills and knowledge of the host country. Program Length: 9 months.

Fulbright-National Geographic Storytelling Fellowship (2014)

FY 2018 Actual	FY 2019 Actual	FY 2020 Actual
\$22.50 million	\$24.80 million	\$24.60 million
FY 2021 Actual	FY 2022 Actual	FY 2023 Planned
\$26.80 million	\$26 million	\$27 million

The Fulbright-National Geographic Storytelling Fellowship, a component of the U.S. Student Program, provides opportunities for selected Fulbright U.S. Student grantees to participate in an academic year of storytelling on a globally significant theme. Using a variety of storytelling tools, fellows publish their work on National Geographic platforms with the support of National Geographic's editorial team. National Geographic provides funding for the pre-departure orientation and in-kind contributions of staff time and mentorship. Program Length: 6-10 months.

Fulbright Foreign Scholarship Board

FY 2018 Actual	FY 2019 Actual	FY 2020 Actual
\$200,000	\$127,860	\$143,645
FY 2021 Actual	FY 2022 Actual	FY 2023 Planned
\$155,280	\$200,000	\$200,000

Appointed by the President of the United States, the 12-member Fulbright Foreign Scholarship Board was established by Congress to supervise the global Fulbright Program as authorized by the Fulbright-Hays Act of 1961. Board members approve students, scholars, teachers, and others from the United States and abroad to participate in Fulbright exchanges. The Board meets quarterly to establish policies for Fulbright participant selection and operating procedures.



Fulbright alumni in Bangladesh.

GLOBAL AND SPECIAL ACADEMIC EXCHANGES

ECA engages in the oversight, management, and support of a wide range of international academic exchange programs, research centers, and university grants aimed at fostering mutual understanding and building strong relationships and networks that sustain global security and prosperity. Promoting U.S. and international student mobility supports America's economic competitiveness and national security interests, while contributing to solving shared global challenges.

Council of American Overseas Research Centers (1981)

FY 2018 Actual	FY 2019 Actual	FY 2020 Actual
\$4.25 million	\$4.38 million	\$4.38 million
FY 2021 Actual	FY 2022 Actual	FY 2023 Planned
\$4.38 million	\$4.60 million	\$5 million

Through the Council of American Overseas Research Centers, ECA provides funding to support 23 centers focused on studies related to Afghanistan, Bangladesh, Burma, Cambodia, Cyprus, Egypt, India, Indonesia, Iran (based in the United States), Iraq (based in Jordan), Israel, Jordan, Mexico, Maghreb countries (Algeria, Morocco, Tunisia), Mongolia, Nepal, Pakistan, Palestinian Territories, Senegal, South Caucasus countries (Armenia, Azerbaijan, Georgia), Sri Lanka, Turkey, and Yemen. The program allows U.S. scholars to gain experience and expertise in the study and cultures of the relevant countries. While ECA does not administer the program, it does disburse the program's annual congressional appropriation, which supports the centers as well as scholars.

Center for Cultural and Technical Interchange (East-West Center) (1960)

FY 2018 Actual	FY 2019 Actual	FY 2020 Actual
\$16.70 million	\$16.70 million	\$16.70 million
FY 2021 Actual	FY 2022 Actual	FY 2023 Planned
\$19.70 million	\$19.70 million	\$22 million

The East-West Center is an internationally recognized education and research organization established by the U.S. Congress to strengthen understanding and relations between the United States and the countries of the Asia-Pacific region. Located in Honolulu, Hawaii, the center carries out its mission through programs of cooperative study, training, and research. While ECA does not have oversight of the center, it does disburse the center's annual congressional appropriation.

Fulbright University Vietnam (2016)

FY 2018 Actual	FY 2019 Actual	FY 2020 Actual
\$8.11 million	\$10.37 million	\$1.90 million
FY 2021 Actual	FY 2022 Actual	FY 2023 Planned
\$3.90 million	\$1.90 million	\$4.40 million

Fulbright University Vietnam (FUV) is the first independent, not-for-profit academic institution in Vietnam. The nonprofit Fulbright University Vietnam USA (formerly Trust for University Innovation in Vietnam), which coordinates the university's development, receives grants funded by ECA (and, until FY 2019, from the Treasury Department's Vietnam Debt Repayment Fund via ECA as well). The U.S. Agency for International Development also provides funding directly to FUV. The university models American higher education values, including academic freedom, autonomy, meritocracy, and transparency.

Global Undergraduate Exchange Program (1992)

FY 2018 Actual	FY 2019 Actual	FY 2020 Actual
\$5.60 million	\$5.67 million	\$6.05 million
FY 2021 Actual	FY 2022 Actual	FY 2023 Planned
\$8.40 million	\$8.25 million	\$8.40 million

The Global Undergraduate Exchange (Global UGRAD) Program offers scholarships for a semester of non-degree study in the United States to undergraduate student leaders from underrepresented and underserved communities within selected countries in all geographic regions. The program also includes community service and professional development activities. Program Length: 4-9 months.

Global Undergraduate Exchange Program Pakistan (2010)

FY 2018 Actual	FY 2019 Actual	FY 2020 Actual
\$5.61 million	\$4.04 million	\$5.36 million
FY 2021 Actual	FY 2022 Actual	FY 2023 Planned
\$3.98 million	\$4.22 million	\$4.22 million

The Global Undergraduate Exchange Program with Pakistan (Global UGRAD-Pakistan) offers one-semester, non-degree scholarships for study in the United States to outstanding undergraduate student leaders from underrepresented socioeconomic and geographic sectors in Pakistan. The program provides participants with leadership and professional development training and opportunities that include community service and other enrichment activities designed to help them understand the United States and U.S. citizens inside and outside the classroom. Program Length: 5 months.

International Center for Middle Eastern-Western Dialogue--Hollings Center (2005)

FY 2018 Actual	FY 2019 Actual	FY 2020 Actual
\$775,000	\$775,000	\$775,000
FY 2021 Actual	FY 2022 Actual	FY 2023 Planned
\$775,000	\$775,000	\$850,000

A non-profit, nongovernmental organization established by the Congress, the Hollings Center supports dialogue between the United States and countries with predominantly Muslim populations, and collaborative projects involving citizens of the United States and Muslim-majority countries. The Center is in Istanbul, Turkey, and has an office in Washington, D.C. which hosts activities in both cities as well as in other locations. It also manages a small grants competition for program alumni. While ECA does not have oversight of the Center, it is the fiduciary agent for a Congressionally established trust fund that supports the Center's operations.

National Clearinghouse on Disability and Exchange (1995)

FY 2018 Actual	FY 2019 Actual	FY 2020 Actual
\$475,000	\$500,000	\$475,000
FY 2021 Actual	FY 2022 Actual	FY 2023 Planned
\$475,000	\$583,000	\$583,000

The National Clearinghouse on Disability and Exchange (NCDE) works to increase the number of people with disabilities participating in international exchange programs. This multifunctional clearinghouse provides information to the disabilities community about the range of exchange opportunities available to them and the benefits of these programs and assists exchange organizations in developing skills and understanding about how to successfully include people with disabilities in their programs. NCDE activities serve a range of U.S. exchange programs and promote increased awareness and interaction between the United States and countries/regions of the world concerning disability and exchange.

Study of the U.S. Institutes for Student Leaders and Scholars (1985 Scholar/2003 Student)

FY 2018 Actual	FY 2019 Actual	FY 2020 Actual
\$9.29 million	\$10.35 million	\$10.18 million
FY 2021 Actual	FY 2022 Actual	FY 2023 Planned
\$8.47 million	\$10.08 million	\$9.52 million

The Study of the U.S. Institutes (SUSIs) for student leaders, scholars, and secondary educators bring together undergraduate students, foreign university faculty, and educators from multiple world regions to participate in academic programs at U.S. university and college campuses focusing on topics in U.S. studies. The SUSIs for student leaders include community service and leadership development activities, while the SUSIs for scholars and secondary educators aim to strengthen curricula and improve the quality of teaching about the United States in academic institutions overseas. Program Length: 5-6 weeks.

The Study of the U.S. institutes budget also includes the Gandhi-King Scholarly Exchange Initiative, which began in 2022. This exchange aims to inspire and develop a group of 20 aspiring young civic leaders from the U.S. and India to work together to advance civil rights, social justice, and inclusion locally, nationally, and internationally by exploring the histories and legacies of Mahatma Gandhi and Dr. Martin Luther King, Jr.

In FY 2023, ECA will launch the Study of the U.S. Institutes' Madeleine K. Albright Young Women Leaders Program to honor former Secretary of State Albright's legacy through this new democracy and leadership program for young women leaders.

Tibetan Scholarship Program (1988)

FY 2018 Actual	FY 2019 Actual	FY 2020 Actual
\$675,000	\$675,000	\$675,000
FY 2021 Actual	FY 2022 Actual	
\$675,000	\$675,000	

The Tibetan Scholarship Program (TSP) provides scholarships for students from the Tibetan refugee communities in India and Nepal to pursue graduate degrees at U.S. institutions in fields that will contribute to those communities. Program Length: 2 years.

Tunisia Undergraduate Exchange Program (2013)

FY 2018 Actual	FY 2019 Actual	FY 2020 Actual
\$0	\$0	\$0
FY 2021 Actual	FY 2022 Actual	FY 2023 Planned
NA	NA	NA

The Thomas Jefferson Scholarship Program's Tunisia Undergraduate Scholarship Program funded one academic year of non-degree, undergraduate study at an accredited four-year institution in the United States for outstanding students from underrepresented sectors and regions of Tunisia. The program provided participants with a deeper understanding of American culture, as well as globally applicable skills and expertise to help them contribute to the economic growth and development of their country. Owing to the COVID-19 pandemic, the FY 2020 program was adjusted to provide six weeks of in-person, non-degree undergraduate study, in addition to virtual programming throughout the academic year. The FY 2020 program was the final cohort of the ECA-funded Tunisia Undergraduate Scholarship Program.

U.S.-South Pacific Scholarship Program (1994)

FY 2018 Actual	FY 2019 Actual	FY 2020 Actual
\$375,000	\$375,000	\$375,000
FY 2021 Actual	FY 2022 Actual	FY 2023 Planned
\$375,000	\$375,000	\$1 million

The U.S.-South Pacific Scholarship Program supports merit-based scholarships to students from sovereign island nations of the South Pacific for U.S. undergraduate or graduate degree study in fields related to development of the region. Program Length: 4-5 years.

U.S.-Timor-Leste Scholarship Program (1999)

FY 2018 Actual	FY 2019 Actual	FY 2020 Actual
\$375,000	\$375,000	\$375,000
FY 2021 Actual	FY 2022 Actual	
\$375,000	\$400,000	

The U.S.-Timor-Leste Scholarship Program supports merit-based scholarships for students from Timor-Leste to pursue undergraduate degree study in the United States. Students participate in intensive English-language training and degree study in fields relevant to Timor-Leste's development. Program Length: 3-5 years.

ENGLISH LANGUAGE PROGRAMS

FY 2018 Actual	FY 2019 Actual	FY 2020 Actual
\$43.48 million	\$43.76 million	\$45.20 million
FY 2021 Actual	FY 2022 Actual	FY 2023 Planned
\$45.20 million	\$47.20 million	\$45.20 million

English language programs enhance the ability of foreign publics to better understand the United States, its people, its values, and its foreign policy without filters, especially in restrictive environments. As the language of science, technology, business, and the internet, English advances educational and economic opportunity and opens avenues for deeper engagement with the United States. English is essential for study in the United States and creates a larger and more diverse pool of candidates for U.S. government-funded exchange programs.

Programs for teachers and learners improve English proficiency among foreign audiences and strengthen English teaching capacity around the world. ECA designs and manages English language programs and resources based on strategic priorities, tailored to global, regional, and local needs. The largest of these programs include the English Access Microscholarship Program, which provides scholarships for approximately 15,000 underserved students as well as training for hundreds of teachers each fiscal year, and the English Language Fellow and Specialist Program, which sends hundreds of American English teaching professionals overseas each year. These programs are implemented by Regional English Language Officers (Foreign Service Specialists) based at 26 U.S. embassies overseas who provide academic and professional expertise to host country Ministries of Education and academic institutions.

ECA develops English language teaching and learning resources for use worldwide, including the American English website and Facebook pages and a peer-reviewed academic journal. The Online Professional English Network, an online suite of openly licensed professional development tools on a variety of digital platforms, provides virtual learning opportunities to an unlimited number of teachers and learners.



Storytelling workshop focused on English language learning, Binational Center in Manizales, Colombia.

The Online Professional English Network Program (2004)

FY 2018 Actual	FY 2019 Actual	FY 2020 Actual
\$4.25 million	\$4.25 million	\$5 million
FY 2021 Actual	FY 2022 Actual	FY 2023 Planned
\$8 million	\$6.75 million	\$5.60 million

The Online Professional English Network (OPEN) Program offers virtual learning opportunities to foreign English language educators, professionals, and learners worldwide. OPEN promotes mutual exchange of culture and provides free access to teaching and learning materials that can be reused, adapted, and shared with others. OPEN professional development opportunities are developed by U.S. academic institutions and experts in the field of Teaching English to Speakers of Other Languages (TESOL). The OPEN Program offers the following types of virtual programming:

- Global Online Courses (GOCs) 8-week, instructor-led teacher training courses for educators
- Region- and country-specific English for Specific Purposes (ESP) courses
- Facilitated and self-paced Massive Open Online Courses (MOOCs) for educators and learners
- Webinars
- Openly licensed course materials
- Alumni Community of Practice

English Access Microscholarship Program (2004)

FY 2018 Actual	FY 2019 Actual	FY 2020 Actual
\$27.71 million	\$21.85 million	\$20.88 million
FY 2021 Actual	FY 2022 Actual	FY 2023 Planned
\$22 million	\$20 million	\$17.95 million

The English Access Microscholarship Program builds the English-language skills of students, primarily ages 13-20 from underserved sectors of society, through after-school classes and intensive learning activities as well as through the training of their teachers. Every year, the Office of English Language Programs determines country participation based on strategic priorities, in coordination with the regional bureaus, U.S. embassies, and Regional English Language Officers.

English Language Fellows (1969) and English Language Specialists (1991)

FY 2018 Actual	FY 2019 Actual	FY 2020 Actual
\$15.66 million	\$15.50 million	\$15.90 million
FY 2021 Actual	FY 2022 Actual	FY 2023 Planned
\$20.50 million	\$18.50 million	\$15.35 million

Through the English Language Fellow Program, U.S. educators in the field of Teaching English to Speakers of Other Languages (TESOL) or Teaching English as a Foreign Language (TEFL) participate in fellowships at academic institutions throughout the world. The program promotes English language learning and enhances English teaching capacity abroad. In projects sponsored by U.S. embassies, fellows share their professional expertise, hone their skills, gain international experience,

and learn about other cultures. Fellows also model and demonstrate TEFL classroom practices that help foster critical thinking and an understanding of U.S. society and democratic values in students and teachers of English.

In 2020, a virtual option was made available to applicants and U.S. Embassies, and over 450 part-time, shorter-term virtual projects were implemented in a 12-month period. In 2022, the virtual option was made a permanent component of the program with a new name, the Virtual English Language Educator program. The new program will allow Americans who cannot be away from home for an extended period to gain international experience.

Through the English Language Specialist Program, U.S. academics support U.S. embassy priorities through targeted two-week to three-month projects abroad. Specialist projects may be in-person, virtual, or hybrid. Topics may include curriculum design and evaluation, teacher training, textbook development, or programs to support English for Specific Purposes. Program Length: 10 months (Fellows); 2 weeks to 3 months (Specialists); up to one semester (Virtual Educators).

English Language Teaching Materials (1962)

FY 2018 Actual	FY 2019 Actual	FY 2020 Actual
\$10,000	\$161,328	\$10,000
FY 2021 Actual	FY 2022 Actual	FY 2023 Planned
\$60,000	\$112,954	\$100,000

English Language Teaching Materials for teachers and learners are available in multiple formats: print, video, audio, and online, to include the American English website (americanenglish.state.gov) and social media. Many past print and online resources, as well as all recently developed and future resources, have been designated as open educational resources, marked "Creative Commons-BY 4.0." This designation permits users to share the materials by copying and redistributing them in any medium or format and adapt them for any purpose by remixing, transforming, or building upon them. These materials have a global reach, with more than 4 million followers of the American English Facebook page and more than 400,000 followers of American English for Educators Facebook pages.

AMERICAN SPACES

FY 2019 Actual	FY 2020* Actual	FY 2021 Actual
\$12 million	\$15 million	\$15.01 million
FY 2022 Actual	FY 2022 Planned more than	
\$15 million	\$16 million	

*Prior to FY 2020, the American Spaces budget was part of the former Bureau of International Information Programs.

American Spaces are the U.S. government's primary public platforms to connect foreign audiences to the United States, working to advance U.S. foreign policy goals and strengthen ties with emerging voices and established opinion leaders. American Spaces serve as harbors of freedom of expression, learning, and innovation, providing open access to information and resources, including within societies characterized by political oppression and censorship. Approximately 600 American Spaces in more than 140 countries offer modern and well-equipped venues that implement targeted programming to promote American values, including

democratic institutions, the rule of law, and economic and personal freedoms. Through a range of in-person and virtual programs, American Spaces promote mission objectives and leverage key ECA capabilities through film programs, U.S. speakers and USG exchange program alumni, English language programs, and EducationUSA advising, to bolster implementation of core programming. American Spaces Regional Public Engagement Specialists (Foreign Service Specialists) based at 23 embassies overseas provide advisory support to the program and assist posts and local partner institutions with management and oversight. The Office of American Spaces in Washington provides operational funding, strategic planning, policy standards, technology needs, staff training, learning resources, and program evaluation for the American Spaces network.

By partnering with the private sector, American Spaces have been able to bring new resources to the table (human, in-kind, and/or financial) to address challenges, expand programming, or fill gaps that are best met through collaboration between the public and private sectors. In 2022, the Office of American Spaces coordinated with ECA's Public-Private Partnership Unit to establish a first of its kind partnership with Amazon.com to support the American Spaces in Mexico. In 2022, American Spaces largely returned to the pace of its pre-COVID operations, following a lull during 2020 and 2021. While estimated in-person visits to American Spaces were still slightly below pre-pandemic levels, Spaces continued to embrace opportunities presented by virtual and hybrid program options, supporting millions of combined in-person and virtual program attendees in FY 2022 across programs worldwide.



Opening of American Space in Lviv, Ukraine.

GLOBAL EDUCATIONAL PROGRAMS

FY 2018 Actual	FY 2019 Actual	FY 2020 Actual
\$64.80 million	\$68.13 million	\$72.14 million
FY 2021 Actual	FY 2022 Actual	FY 2023 Planned
\$66.39 million	\$71.12 million	\$71.53 million

Promoting U.S. and international student mobility supports America’s economic competitiveness and national security interests, while contributing to solving global challenges. USA Study Abroad aims to increase and diversify U.S. participation in study abroad and build Americans’ international capacities through programs for U.S. individuals and institutions. The Benjamin A. Gilman International Scholarship Program supports economically disadvantaged American undergraduates

for summer, semester, or yearlong study abroad. The Critical Language Scholarship Program helps develop a pipeline of American talent in foreign languages critical to America’s economic competitiveness and national security. USA Study Abroad also provides limited funding support and training opportunities to U.S. colleges and universities and higher education professionals to bolster the increase in and diversification of American student mobility.

A global network of more than 430 advising centers in more than 175 countries around the world, EducationUSA provides accurate information about U.S. higher education, promotes the value of a U.S. higher education, and advocates on behalf of all accredited U.S. colleges and universities. In the face of strong and growing international competition to attract millions of globally mobile students, EducationUSA helps position the United States to remain the top provider of higher education and provides a reliable and affordable means for U.S. colleges and universities to enhance their international student recruitment.

Benjamin A. Gilman International Scholarship Program (2001)

FY 2018 Actual	FY 2019 Actual	FY 2020 Actual
\$12.85 million	\$16 million	\$16.21 million
FY 2021 Actual	FY 2022 Actual	FY 2023 Planned
\$16.03 million	\$16 million	\$17 million

The Benjamin A. Gilman International Scholarship Program supports economically disadvantaged American undergraduates for summer, semester, or yearlong study abroad or for virtual programs when health and safety conditions do not allow in-person travel. Through the program, participants from more than 1,300 colleges and universities, representing all 50 states, the District of Columbia, and all U.S. territories, have studied in over 150 countries around the world. Program Length: varies (up to 1 academic year).

Community College Administrator Program (2013)

FY 2018 Actual	FY 2019 Actual	FY 2020 Actual
\$460,000	\$410,000	\$410,000
FY 2021 Actual	FY 2022 Actual	FY 2023 Planned
\$410,000	\$530,000	\$500,000

The Community College Administrator Program provides professional development opportunities in higher education planning, administration, and workforce development to foreign government officials and senior administrators at technical, vocational, and community colleges through a short-term exchange program to the United States. The program began as a pilot initiative to share the innovative practices of U.S. community colleges with Indonesian officials, teachers, and administrators. Program Length: 6 weeks.

Community College Initiative Program (2007)

FY 2018 Actual	FY 2019 Actual	FY 2020 Actual
\$5.38 million	\$5.28 million	\$5.30 million
FY 2021 Actual	FY 2022 Actual	FY 2023 Planned
\$6.34 million	\$6 million	\$6.40 million

The Community College Initiative Program provides foreign participants from underrepresented backgrounds with an academic year, non-degree academic program at a U.S. community college. The program is intended to build participants' technical skills in applied fields, enhance leadership capabilities, and strengthen English-language proficiency. The program also provides opportunities for professional internships, service learning, and community engagement activities. Program Length: 1 academic year.

Critical Language Scholarship Program (2006)

FY 2018 Actual	FY 2019 Actual	FY 2020 Actual
\$9 million	\$9 million	\$9 million
FY 2021 Actual	FY 2022 Actual	FY 2023 Planned
\$3.40 million	\$9 million	\$9 million

The Critical Language Scholarship Program enables U.S. undergraduate and graduate students to increase their language fluency and cultural competency in one of 14 languages identified as critical to U.S. national security and economic prosperity. Target languages include Arabic, Azerbaijani, Bangla, Chinese, Hindi, Indonesian, Japanese, Korean, Persian, Portuguese, Russian, Swahili, Turkish, and Urdu in countries where these languages are widely spoken and virtually when not possible to travel overseas owing to health and/or safety considerations. These intensive summer institutes are part of a broad U.S. government interagency effort to expand the number of Americans who speak these critical languages. Program Length: 8-10 weeks.



An EducationUSA infographic encouraging students to study in America.

EducationUSA (1998)

FY 2018 Actual	FY 2019 Actual	FY 2020 Actual
\$13.51 million	\$13.93 million	\$16.09 million
FY 2021 Actual	FY 2022 Actual	FY 2023 Planned
\$13.82 million	\$13.37 million	\$13.78 million

EducationUSA advisers promote U.S. higher education and provide international students and scholars with accurate, comprehensive, and current information about academic study options in the United States, application procedures, testing requirements, student visas, and financial aid, while also advocating for the full range of accredited higher education institutions in the United States. Additionally, EducationUSA staff members work with U.S. higher education professionals to promote international student recruitment and study in the United States. ECA Program Officers and Regional Educational Advising Coordinators support EducationUSA adviser training.

ECA's EducationUSA program branch also administers the cooperative agreement for the Open Doors Report published by the Institute of International Education. Open Doors is an annual census of international students and scholars in the United States and of U.S. students studying abroad and provides comprehensive longitudinal data on international mobility to aid U.S. higher education, U.S. and international governments, and industry stakeholders. In select countries, ECA manages the Opportunity Funds program through the EducationUSA advising network to assist highly qualified, economically disadvantaged students with the up-front costs of applying to and enrolling in U.S. colleges and universities.

Study Abroad Capacity Building (2008)

FY 2018 Actual	FY 2019 Actual	FY 2020 Actual
\$2 million	\$2 million	\$1.96 million
FY 2021 Actual	FY 2022 Actual	FY 2023 Planned
\$3.47 million	\$2.60 million	\$2.50 million

The Study Abroad Capacity Building Initiative provides support to U.S. colleges and universities to create, expand, and diversify their study abroad programs through small grants of up to \$35,000 for U.S. colleges and universities and virtual and in-person training opportunities. It also enables U.S. embassies/consulates and Fulbright Commissions overseas to improve their capacity to host American students, particularly in less common destinations, and engage Americans who are on study abroad programs. Projects under this initiative have included:

- The *IDEAS (Increase and Diversify Education Abroad for U.S. Students)* Program, formerly known as the Capacity Building Program for U.S. Study Abroad, seeks to increase the capacity of U.S. higher education institutions to create, expand, and diversify study abroad programs through small grants and in-person and virtual study abroad capacity building activities;
- The *Study Abroad Engagement Grants* Program provides funding to U.S. embassies and Fulbright Commissions to expand the capacity of overseas higher education institutions and partners to provide academic programs for U.S. students, as well as to engage Americans on study abroad programs; and
- A virtual online seminar series focused on building study abroad capacity at American colleges and universities, including forging international partnerships.

Professional and Cultural Exchanges

FY 2018 Actual	FY 2019 Actual	FY 2020 Actual
\$214.70 million	\$221.46 million	\$223.58 million
FY 2021 Actual	FY 2022 Actual	FY 2023 Planned
\$225.61 million	\$225.11 million	\$227.50 million

International Visitor Leadership Program (IVLP)

FY 2018 Actual	FY 2019 Actual	FY 2020 Actual
\$97.77 million	\$104 million	\$104 million
FY 2021 Actual	FY 2022 Actual	FY 2023 Planned
\$104 million	\$105 million	\$105 million

The Office of International Visitors' (OIV) International Visitor Leadership Program (IVLP) facilitates short-term professional exchanges for current and emerging leaders from around the world. IVLP projects allow participants to explore issues in the U.S. context, meet with their American professional counterparts, experience U.S. society, and understand American values. Interagency staff members at U.S. embassies worldwide nominate participants who have the potential to help advance U.S. national interests. The IVLP offers fully and partially funded in person exchanges ranging from 2 days to 3 weeks. In 2020 OIV launched the virtual IVLP project format. OIV will continue to support mission interest in virtual programming as requested.

In 2020 the IVLP celebrated its 80th anniversary. The program continues to be cited as one of the most effective tools for U.S. diplomats to identify, influence, and educate key decision makers abroad on issues related to U.S. foreign policy priorities. In the past year, the program has advanced U.S. interests through projects on a broad range of policy priorities, including energy security, intellectual property rights, countering disinformation, climate change, and countering trafficking in persons.

IVLP Division (1940)

The IVLP Division conducts more than 500 exchange projects annually, hosting visitors from around the world on individual, single-country, regional, sub-regional, inter-regional and multi-regional projects. Participants travel to the United States for a firsthand look at American approaches to challenges that the U.S. government has identified as important to its bilateral, regional, or global foreign policies. Usually three weeks in length, projects include travel to Washington, D.C., and two to four additional cities and small towns around the United States. During their visits, participants meet with government officials, legislators, civil society leaders, businesspersons, educators, and everyday citizens. The IVLP Division offers U.S. missions an annual allocation for fully funded long-range annual planning involving a mission selection committee. In addition, the IVLP Division offers fully funded rapid response projects to address emergent priorities throughout the year. Program Length: 2-3 weeks.

IVLP On-Demand Division (1949)

The IVLP On Demand Division specializes in the development of projects to address emergent situations, targeted opportunities, and foreign policy needs, often with a short turn-around. U.S. embassies select participants to meet with professional counterparts in U.S. cities to examine U.S. approaches to pressing foreign policy issues and experience U.S. cultural, social, and political life. Because IVLP On-Demand projects are not tied to the annual IVLP selection process, they may be organized at any time of

the year. Each project is generally limited to up to 10 participants. IVLP On-Demand projects do not fund participants' international travel, which must be covered by the participants themselves, their employers, their home governments, or other sources. Program Length: 2-10 days.

CITIZEN EXCHANGES

FY 2018 Actual	FY 2019 Actual	FY 2020 Actual
\$111.36 million	\$111.86 million	\$111.10 million
FY 2021 Actual	FY 2022 Actual	FY 2023 Planned
\$115.86 million	\$113.87 million	\$115 million

The Office of Citizen Exchanges sponsors professional, youth, cultural, TechCamp, and sports exchange programs to facilitate cooperation and collaboration between the people of the United States and the people of other countries throughout the world. Through grants to American nonprofit institutions, including community organizations, professional associations, and colleges and universities, the Office supports projects that promote sustained and substantive contact among American and foreign professionals, artists and performers, coaches and athletes, and youth communities.

Global Leaders Programs

FY 2018 Actual	FY 2019 Actual	FY 2020 Actual
\$35.80 million	\$36.60 million	\$34.20 million
FY 2021 Actual	FY 2022 Actual	FY 2023 Planned
\$51.10 million	\$47.32 million	\$34.36 million

Exchanges for professionals focus on a variety of themes of global concern such as sustainable development, economic empowerment of marginalized groups, countering disinformation, and civic engagement. These programs are generally conducted through two-way exchanges designed to enhance leadership and professional skills and build lasting, sustainable partnerships between mid-level leaders from foreign countries and the United States. Foreign exchange participants visit the United States to collaborate with Americans on issues of mutual interest. American hosts travel abroad to work with their counterparts on projects in their home organizations and communities. Activities include individually tailored professional fellowships in U.S. organizations, workshops, and leadership training, as well as site visits to organizations and institutions throughout the United States and in countries overseas.

American Center for International Labor Solidarity (1997)

FY 2018 Actual	FY 2019 Actual	FY 2020 Actual
\$306,000	\$306,000	\$306,000
FY 2021 Actual	FY 2022 Actual	FY 2023 Planned
\$306,000	\$306,000	\$306,000

The American Center for International Labor Solidarity implements exchanges to support democratic institutions and social processes to improve social justice and to strengthen human and trade union rights worldwide. Focus areas include improving living conditions; promoting equitable, sustainable development; empowering women workers to

confront and challenge global labor systems; empowering local workers on foreign infrastructure projects to counter discrimination and advocate for fair labor practices; implementing projects to prevent human trafficking; and providing services to victims of trafficking and promoting safe migration. Program Length: 10-14 days.

American Council of Young Political Leaders (1966)

FY 2018 Actual	FY 2019 Actual	FY 2020 Actual
\$893,133	\$893,133	\$893,133
FY 2021 Actual	FY 2022 Actual	FY 2023 Planned
\$893,133	\$893,133	\$893,133

The American Council of Young Political Leaders organizes reciprocal study tours for delegations of seven to ten American and foreign young political leaders. Participants, mid-level professionals with leadership potential in government, the private sector, or civil society with experience and current employment related to the legislative process and governance, learn about each other's political systems and institutions. Program Length: 8-10 days.

Community Engagement Exchange (2020)

FY 2020 Actual	FY 2021 Actual	FY 2022 Actual	FY 2023 Planned
\$5 million	\$6 million	\$6 million	\$6 million

The Community Engagement Exchange Program (CEE) equips a diverse global network of emerging civil society leaders (CEE Fellows) in over 100 countries without full political and civil liberties to build capacity to develop multisector and innovative approaches for healthy and engaged communities. Placements provide substantial leadership coaching, professional mentoring, as well as engagement with seasoned civil society leaders, including U.S. hosts and alumni of other Department leadership and professional programs. Program activities foster a sustainable ecosystem of civil society leaders who engage in cross-border, cross-sector collaboration that benefits communities both in the United States and around the world. Program Length: 3 months.

Community Solutions (2010)

FY 2018 Actual	FY 2019 Actual	FY 2020 Actual
\$2.30 million	\$2.30 million	\$2.50 million
FY 2021 Actual	FY 2022 Actual	FY 2023 Planned
\$3.99 million	\$2.50 million	\$2.50 million

Community Solutions brings established community leaders from around the world to the United States for a highly tailored executive leadership program working alongside civil society counterparts at American public and private-sector organizations. The program builds a global network of the best and brightest community leaders with practical skills and international connections to confront shared environmental, political, and social problems in the United States and communities overseas. Program Length: 4 months.

Fortune-U.S. Department of State Global Women's Mentoring Partnership (2006)

FY 2018 Actual	FY 2019 Actual	FY 2020 Actual
\$300,000	\$300,000	\$300,000
FY 2021 Actual	FY 2022 Actual	FY 2023 Planned
\$367,238	\$367,238	\$367,328

The Fortune-U.S. Department of State Global Women's Mentoring Partnership supports women's economic, social, and political empowerment through leadership workshops and mentoring assignments for up to 20 emerging women leaders from around the world. U.S. executive women from Fortune magazine's "Most Powerful Women" network serve as mentors to the participants in this public-private partnership, which also offers follow-on regional alumnae workshops. Program Length: 3 weeks.

Institute for Representative Government (1988)

FY 2018 Actual	FY 2019 Actual	FY 2020 Actual
\$340,511	\$340,511	\$340,511
FY 2021 Actual	FY 2022 Actual	FY 2023 Planned
\$340,511	\$340,511	\$340,511

Established in 1988 by a group of former members of Congress as an independent, bipartisan, non-profit organization, the Institute for Representative Government (IRG) provides high-level, professional exchange programs for parliamentarians from developing or newly established democracies. IRG partners with the International Republican Institute (IRI) and the National Democratic Institute (NDI) to bring legislators from around the world to the United States for study tours that examine U.S. legislative practices at the federal and state levels. Program Length: 10 days.

J. Christopher Stevens Virtual Exchange (2015)

FY 2018 Actual	FY 2019 Actual	FY 2020 Actual
\$5 million	\$5 million	\$5 million
FY 2021 Actual	FY 2022 Actual	FY 2023 Planned
\$5 million	\$5.50 million	\$6 million

As a lasting tribute to the program's namesake, the J. Christopher Stevens Virtual Exchange Initiative (JCSVEI) strengthens engagement between young people in the United States and those in the Middle East and North Africa. This program uses intensive, structured online engagement to equip young people with the skills and abilities needed for success in the 21st century. In addition to U.S. government funding, the Bezos Family Foundation has contributed funding to the JCSVEI.

Japan-U.S. Friendship Commission (1968)

FY 2018 Actual	FY 2019 Actual	FY 2020 Actual
\$278,220	\$278,220	\$278,220
FY 2021 Actual	FY 2022 Actual	FY 2023 Planned
\$378,220	\$278,220	\$367,220

The Japan-U.S. Friendship Commission is a binational advisory panel that elevates and strengthens the vital cultural and educational foundations of the U.S.-Japan relationship and enhances connections between American and Japanese leadership in these fields. The program receives some funding from the Government of Japan.

Mike Mansfield Fellowship Program (1994)

FY 2018 Actual	FY 2019 Actual	FY 2020 Actual
\$1.50 million	\$1.50 million	\$1.50 million
FY 2021 Actual	FY 2022 Actual	FY 2023 Planned
\$1.50 million	\$1.77 million	\$1.77 million

Established by Congress and administered by the Maureen and Mike Mansfield Foundation, the Mike Mansfield Fellowship Program enables up to ten U.S. federal government employees to gain substantial professional knowledge of the Government of Japan by working in a Japanese agency. Program Length: 1 year.

Partners of the Americas (1964)

FY 2018 Actual	FY 2019 Actual	FY 2020 Actual
\$367,110	\$367,110	\$367,110
FY 2021 Actual	FY 2022 Actual	FY 2023 Planned
\$367,110	\$367,110	\$367,110

Partners of the Americas implements exchanges with Western Hemisphere countries to advance the following Department of State priorities: democracy, transparency, and accountability; inclusive economic growth; climate resiliency and disaster mitigation; access to education; and media literacy and countering disinformation. Program Length: Up to 30 days.

Leaders Lead On-Demand Program (2012)

FY 2018 Actual	FY 2019 Actual	FY 2020 Actual
\$2 million	\$3.73 million	\$1.47 million
FY 2021 Actual	FY 2022 Actual	FY 2023 Planned
\$2.29 million	\$2.94 million	\$1.92 million

The Leaders Lead On-Demand program provides a rapid response for urgent foreign policy priorities worldwide. Participants include mid-level emerging leaders between the ages of 25 and 40 who apply through an open, merit-based competition, or selection by posts. Selection takes place in collaboration with posts, regional bureaus, ECA, and World Learning. Once approved, an on-demand exchange program can be immediately

announced, and the exchange can take place within three to six months. Formerly known as Professional Fellows “On Demand,” its name was changed to Leaders Lead On-Demand in FY 2021. Program Length: 1 month.

Professional Fellows Program (2009)

FY 2018 Actual	FY 2019 Actual	FY 2020 Actual
\$7.50 million	\$7.50 million	\$0
FY 2021 Actual	FY 2022 Actual	FY 2023 Planned
\$9.19 million	\$7.51 million	\$9.15 million

The Professional Fellows Program brings emerging foreign leaders to the United States for individually tailored fellowships designed to broaden their professional expertise in the areas of governance and society, civic engagement, economic empowerment, and environmental sustainability. The two-way fellowship also provides American and non-U.S. participants the opportunity to examine the relationship between civil society and government both in the United States and overseas, and to observe how relevant agencies and organizations work to create engaged citizens, strengthen civil society, foster transparency, and accountability, and create opportunities for economic growth and development. Program Length: 5-6 weeks.

Sister Cities International (1956)

FY 2018 Actual	FY 2019 Actual	FY 2020 Actual
\$400,285	\$400,285	\$400,285
FY 2021 Actual	FY 2022 Actual	FY 2023 Planned
\$400,285	\$400,285	\$400,285

ECA provides an administrative grant to support Sister Cities International's efforts to promote closer connections between citizens of the United States and other countries through the activities of the approximately 465 U.S. cities affiliated with more than 1,800 sister cities in 138 countries around the world.

TechWomen (2011)

FY 2018 Actual	FY 2019 Actual	FY 2020 Actual
\$3.08 million	\$3.08 million	\$3.08 million
FY 2021 Actual	FY 2022 Actual	FY 2023 Planned
\$4.63 million	\$3.23 million	\$3.08 million

The TechWomen Program brings emerging women leaders in science, technology, engineering, and mathematics (STEM) together with their professional counterparts in the United States for a mentorship and exchange program. TechWomen provides participants access to networks, resources, and knowledge to empower them to reach their full potential. During the program, participants engage in project-based mentorships at leading companies in the San Francisco Bay Area and Chicago, take part in workshops and networking events, and travel to Washington, D.C. for targeted meetings and special events to conclude the program. Program Length: 5 weeks.

The Ngawang Choephel Fellows Program (2003)

FY 2018 Actual	FY 2019 Actual	FY 2020 Actual
\$585,000	\$600,000	\$700,000
FY 2021 Actual	FY 2022 Actual	FY 2023 Planned
\$750,000	\$750,000	\$750,000

The Ngawang Choephel Fellows Program provides general support to nongovernmental organizations outside of China to promote activities that preserve Tibetan cultural traditions and enhance sustainable development and environmental conservation in Tibetan communities in China. The Office of the Special Coordinator for Tibetan Issues and U.S. Embassy Beijing collaborate on the selection of program themes. Program Length: 1 month.

U.S. Congress-Republic of Korea (ROK) National Assembly Exchange Program (1981)

FY 2018 Actual	FY 2019 Actual	FY 2020 Actual
\$156,000	\$156,000	\$156,000
FY 2021 Actual	FY 2022 Actual	FY 2023 Planned
\$156,000	\$156,000	\$156,000

The U.S. Congress - Republic of Korea National Assembly Exchange Program introduces 20 university students and young professionals from the United States and the Republic of Korea to the political process, society, and culture of the other country. The Republic of Korea National Assembly annually provides approximately \$50,000 in funding for the program. Program Length: 3 weeks.

Young Transatlantic Innovation Leaders Initiative (YTILI)

FY 2018 Actual	FY 2019 Actual	FY 2020 Actual
N/A	N/A	\$1.21 million
FY 2021 Actual	FY 2022 Actual	FY 2023 Planned
\$1.21 million	\$1.05 million	\$1.05 million

The Young Transatlantic Innovation Leaders Initiative (YTILI) Fellowship Program provides fellowships each year to participants, ages 25-35, from Europe and Eurasia to develop their business and social enterprises and to promote foreign partnerships and joint ventures with American counterparts. YTILI promotes regional integration and cooperation in Europe, and encourages European businesses, governments, and civil society to develop their innovation ecosystems. Established in 2016, YTILI was managed by the EUR Bureau prior to FY 2020. Program Length: 5 weeks.

Youth Programs

FY 2018 Actual	FY 2019 Actual	FY 2020 Actual
\$78.07 million	\$76.00 million	\$76.20 million
FY 2021 Actual	FY 2022 Actual	FY 2023 Planned
\$78.30 million	\$76.66 million	\$73.23 million

Recognizing the power of young people, youth exchange programs, which annually include more than 4,000 international and U.S. high school and other young participants, foster leadership development, increase foreign language skills, and promote cross-cultural relationships. Opportunities for students to travel to the United States and abroad include academic year exchanges and intensive, short-term programs. The Youth Programs Division also supports intensive language training and cultural immersion programs for U.S. students at the precollege level. All programs promote mutual understanding, cross-cultural learning, leadership development, and civic education.

Congress-Bundestag Youth Exchange (1983)

FY 2018 Actual	FY 2019 Actual	FY 2020 Actual
\$9.21 million	\$5.10 million	\$5 million
FY 2021 Actual	FY 2022 Actual	FY 2023 Planned
\$5.10 million	\$5.10 million	\$5.42 million

Jointly funded by the U.S. Congress and the German Bundestag, the Congress-Bundestag Youth Exchange (CBYX), is administered by the State Department and the Bundestag. The CBYX program supports U.S. foreign policy goals by strengthening engagement with Germany, a country of strategic importance to the United States, and by creating lasting personal and institutional relationships through an academic year abroad and homestay experience for American and German students. German and American secondary school students live with host families, attend school, and participate in community life. Two other program components provide young professionals and recent high school graduates interested in vocational fields with practical training. The Young Professionals component provides scholarships to young Americans and Germans ages 18-24 for professional study and training in Germany and the United States in business, professional, technical, vocational, and agricultural fields. The vocational component provides scholarships to graduating American secondary school seniors for one year of professional study and training in Germany. Program Length: 10-11 months for all three program components.

Congress-Bundestag/Bundesrat Staff Exchange (1983)

FY 2018 Actual	FY 2019 Actual	FY 2020 Actual
\$70,000*	NA*	NA*
FY 2021 Actual	FY 2022 Actual	FY 2023 Planned
NA*	NA*	NA*

**The FY 2018 budget amount and participant numbers cover two program years. The funding, totaling \$70,000, is included in an award to a CBYX program organization, which now administers travel arrangements for U.S. participants. The FY 2019 and subsequent fiscal year amounts are included in awards to a CBYX program organization to manage travel arrangements.*

The two-phase Congress-Bundestag/Bundesrat Staff Exchange program allows U.S. and German participants to learn about political institutions in their non-home country and discuss issues of mutual concern. The outbound phase, funded by ECA's Office of Citizen Exchanges, sends approximately ten U.S. Congress staff members to Germany for a short-term program hosted and organized by the German Bundestag. The Office of Interparliamentary Affairs of the U.S. House of Representatives recruits the U.S. delegates. The inbound phase, organized by ECA's Office of International Visitors, brings a delegation of ten German Bundestag and Bundesrat staff members to visit the United States for eight days. Program Length: 8-14 days.

Future Leaders Exchange (1993)

FY 2018 Actual	FY 2019 Actual	FY 2020 Actual
\$22.36 million	\$23.69 million	\$23.69 million
FY 2021 Actual	FY 2022 Actual	FY 2023 Planned
\$25.19 million	\$23.98 million	\$21.71 million

FY 2019, FY 2020, and FY 2021 budget amounts include Countering Disinformation Funds – \$1.92 million per year. FY 2022 and FY 2023 each contain \$2 million in Countering Disinformation Funds.

The Future Leaders Exchange (FLEX) program provides scholarships to secondary school students from countries in Europe and Eurasia to the United States. The FLEX program supports U.S. foreign policy goals by promoting civil society, leadership development, and mutual understanding. Students live with host families, attend high school, engage in activities to learn about American values, leadership, and civic education, and share their countries and cultures with Americans. In 2022-23, the FLEX Abroad program provided merit-based scholarships to 15 U.S. high school students to study in Georgia, Poland, or Kazakhstan – select countries of the FLEX program; in 2023-24, FLEX Abroad will send 20 U.S. high school students in 2023-24 to the same countries. Program Length: 10 months.

German-American Partnership Program (1972)

FY 2018 Actual	FY 2019 Actual	FY 2020 Actual
\$100,000	\$100,000	\$100,000
FY 2021 Actual	FY 2022 Actual	FY 2023 Planned
\$100,000	\$100,000	\$100,000

The German-American Partnership Program (GAPP) is a reciprocal exchange program organized directly by high schools in Germany and the United States with coordination and financial subsidies from the German and U.S. governments. The program, which includes significant cost sharing by participating students and high schools, promotes intercultural understanding through the study of German and English both in person and virtually. Most of the administrative costs for the program come from the German Government; U.S. government funding primarily supports travel stipends. Program Length: 3 weeks.

Kennedy-Lugar Youth Exchange and Study (2003)

	FY 2018 Actual	FY 2019 Actual	FY 2020 Actual	FY 2021 Actual	FY 2022 Actual	FY 2023 Planned
Base Budget	\$21.54 million	\$24.68 million	\$22.34 million	\$22.54 million	\$22.68 million	\$21.18 million
ESF Budget	\$2.19 million	\$2.19 million	\$2.35 million	\$2.23 million	\$2.23 million	\$2.23 million

The Kennedy-Lugar Youth Exchange and Study (YES) program provides merit-based scholarships for high school-aged students from countries with significant Muslim populations to study in the United States. The YES program supports U.S. foreign policy goals by promoting civil society, leadership development, and mutual understanding. Students live with host families, attend high school, engage in activities to learn about American values, leadership, and civic education, and share their countries and cultures with Americans. The YES program, funded in part through the Economic Support Fund (ESF), supports U.S. foreign policy goals by promoting civil society, leadership development, and mutual understanding. Program Length: 10 months.

Kennedy-Lugar Youth Exchange and Study Abroad (2009)

FY 2018 Actual	FY 2019 Actual*	FY 2020 Actual**
\$2.50 million	\$700,000	\$2.71 million
FY 2021 Actual	FY 2022 Actual	FY 2023 Planned
\$2.56 million	\$2.50 million	\$2.70 million

*Cost reduction resulting from shift to 100% virtual program. Funding reprogrammed within award.

**Significant cost increase for hybrid and virtual programs.

The Kennedy-Lugar Youth Exchange and Study (YES) Abroad program provides merit-based scholarships to U.S. high school students to study in select countries with significant Muslim populations that participate in the YES program. Program Length: 10 months.

National Security Language Initiative for Youth (2006)

FY 2018 Actual	FY 2019 Actual	FY 2020 Actual
\$10.44 million	\$10 million	\$10.45 million
FY 2021 Actual	FY 2022 Actual	FY 2023 Planned
\$10 million	\$10.23 million	\$10.34 million

The National Security Language Initiative for Youth (NSLI-Y) program awards scholarships to American high school students to study strategically important languages – Arabic, Chinese (Mandarin), Hindi, Indonesian, Korean, Persian (Tajiki), Russian, and Turkish – in intensive summer and academic-year programs overseas. Programs provide formal and informal language learning environments and immerse participants in the cultural life of their host country. NSLI-Y has a 10-week virtual version of the program targeted at beginner language learners in diverse communities across the United States. Program Length: 6 weeks (87 percent of participants in FY 2022) or 9 months (13 percent of participants in FY 2022).

TechGirls (2012)

FY 2018 Actual	FY 2019 Actual	FY 2020 Actual
\$660,000	\$660,000	\$660,000
FY 2021 Actual	FY 2022 Actual	FY 2023 Planned
\$1.66 million	\$1.66 million	\$1.66 million

TechGirls is an intensive summer exchange program that directly supports development in the field of technology by empowering young women (ages 15-17) with the knowledge and skills to reach their full potential in higher education and careers in STEM, contribute to their home economies, and become active and responsible members of their home communities and the global arena. Initially focused on countries of the Middle East and North Africa, the TechGirls program expanded further in summer 2022, engaging a talented cadre of technology-minded young women from the United States and approximately 35 countries in all six regions of the world through this global initiative. Exchange activities include a technology camp, site visits with technology companies, job shadowing, community service activities, and homestays with American families. Program Length: 4 weeks.

National Youth Science Camp (1983)

FY 2018 Actual	FY 2019 Actual	FY 2020 Actual
\$130,000	\$130,000	\$130,000
FY 2021 Actual	FY 2022 Actual	FY 2023 Planned
\$130,000	\$130,000	\$130,000

The National Youth Science Foundation operates the annual National Youth Science Camp in West Virginia for high school graduates. ECA funds the participation of approximately 13 youths, ages 16-18, from eight Western Hemisphere countries. The camp enhances participants' knowledge of, and supports their interest in, higher education studies and careers in science, technology, engineering, and mathematics fields. Participants take part in lectures, directed studies, seminars, special events, creative and performing arts, and outdoor activities. Program Length: 25 days.

Youth Ambassadors (2002)

FY 2018 Actual	FY 2019 Actual	FY 2020 Actual
\$3.30 million	\$3.40 million	\$3.40 million
FY 2021 Actual	FY 2022 Actual	FY 2023 Planned
\$3.40 million	\$3.80 million	\$3.60 million

The Youth Ambassadors (YA) program brings together youth and adult mentors from over 30 countries in the Western Hemisphere on one-way and reciprocal exchanges. The YA program focuses on civic education, community service, and youth leadership development, along with sub-themes such as entrepreneurship, countering disinformation, and environmental protection. Upon returning to their home community, students are expected to engage in community service projects. Program Length: 3 weeks.

On-Demand Youth Leadership Program (2011)

FY 2018 Actual	FY 2019 Actual	FY 2020 Actual
\$1 million	\$400,000	\$400,000
FY 2021 Actual	FY 2022 Actual	FY 2023 Planned
\$400,000	\$400,000	\$400,000

The On-Demand Youth Leadership Program provides high school students and adult educators from countries identified by the State Department as strategic priorities the opportunity to explore civic education, youth leadership development, and community service in the United States. Secondary themes may be integrated into the program to advance post's specific goals in the country or region. Countries are selected according to areas deemed to be in the most urgent, critical national security interests. Program Length: 3 weeks.

Youth Leadership Programs (1999)

FY 2018 Actual	FY 2019 Actual	FY 2020 Actual
\$4.05 million	\$4.05 million	\$4.05 million
FY 2021 Actual	FY 2022 Actual	FY 2023 Planned
\$4.05 million	\$4.25 million	\$3.85 million

The collection of programs under the Youth Leadership Program umbrella offers one-way and reciprocal exchanges, through single-country and regional projects, for groups of high school students and educators from more than 120 countries around the globe. The projects use workshops, site visits, school visits, home stays, and cultural activities with peers to help participants gain knowledge and skills related to leadership, civic responsibility, community service, and global issues. Program Length: 3-4 weeks.

CULTURAL PROGRAMS

FY 2018 Actual	FY 2019 Actual	FY 2020 Actual
\$11.96 million	\$12.10 million	\$12.15 million
FY 2021 Actual	FY 2022 Actual	FY 2023 Planned
\$12.16 million	\$12.16 million	\$14.93 million

In support of U.S. foreign policy objectives and diplomatic missions abroad, the Cultural Programs Division conducts global exchange programs to strengthen civil society and enable inclusive and collaborative professional and social networks that develop and sustain creative eco-systems. Arts programs are designed to engage artists and arts experts with audiences at home and abroad, educate, share talent and expertise in support of democratic values; and elevate the voices of emerging and established cultural leaders to build lasting and meaningful relationships that position the United States as a partner for peace and prosperity.

American Film Showcase (2011)

FY 2018 Actual	FY 2019 Actual	FY 2020 Actual
\$2.25 million	\$2 million	\$2.30 million
FY 2021 Actual	FY 2022 Actual	FY 2023 Planned
\$2 million	\$2 million	\$3.55 million

The American Film Showcase (AFS) brings award-winning American documentaries and episodic content to audiences around the world, reflecting the diversity of and presenting insights into American society and culture. Additionally, AFS sends filmmakers and film experts to lead overseas, in-country programming, that engages key audiences on foreign policy issues and supports the development of the creative economy through activities such as masterclasses and workshops. Program Length: 7-10 days (average 8 days).

American Music Abroad (2011)

FY 2018 Actual	FY 2019 Actual	FY 2020 Actual
\$1.83 million	\$1.40 million	\$1.63 million
FY 2021 Actual	FY 2022 Actual	FY 2023 Planned
\$1.63 million	\$1.40 million	\$1.84 million

American Music Abroad (AMA) sends a diverse cadre of American music groups overseas to build connections with key audiences, a powerful tool for advancing U.S. foreign policy goals. Through music, AMA artists engage audiences on shared global challenges during multi-country tours. Program activities often focus on younger and underserved audiences in countries where people have few opportunities to meet American performers and experience their music firsthand. Participating countries are determined by U.S. foreign policy priorities and interests in consultation with the regional bureaus and posts. The program also includes virtual and hybrid elements to extend its reach. Program Length: 2-3 weeks.

Arts Envoy Program (2012)

FY 2018 Actual	FY 2019 Actual	FY 2020 Actual
\$1.70 million	\$2.55 million	\$1.94 million
FY 2021 Actual	FY 2022 Actual	FY 2023 Planned
\$1.95 million	\$1.80 million	\$2.18 million

The Arts Envoy Program gives U.S. missions worldwide the opportunity to develop customized cultural programming to support U.S. foreign policy objectives and build lasting relationships by connecting the U.S. arts community with international audiences. This on-demand program facilitates strategic projects led by American performers, artists, chefs, and other arts professionals who spend five days to six weeks in a country or region performing, giving workshops, teaching, and engaging with priority groups, and supporting the local creative economy. Program Length: 5 days-6 weeks (average 7 days).

Biennales (1988)

FY 2018 Actual	FY 2019 Actual	FY 2020 Actual
\$500,000	\$375,000	\$375,000
FY 2021 Actual*	FY 2022 Actual	FY 2023 Planned
NA	\$375,000	\$375,000

*Grant cancelled owing to COVID.

The Biennales initiative selects and provides support for U.S. representation at two alternating biennial international exhibitions: the Venice Art Biennale and the Venice Architecture Biennale. The Venice Biennale brings the skills and ideas of U.S. artists to an international audience, creating opportunities to creatively engage in education and dialogue around the most pressing issues of the day. Educational outreach engages both American and international students and other events target key local communities. ECA partners with the National Endowment for the Arts to select a featured artist/architect, and the exhibit is then managed through a public-private partnership. The majority of funding for both exhibitions comes from private sources. Program Length: 7-8 months.

Center Stage (2010)

FY 2018 Actual	FY 2019 Actual	FY 2020 Actual
\$0	\$1.40 million	\$1.80 million
FY 2021 Actual	FY 2022 Actual	FY 2023 Planned*
\$1.85 million	\$1.60 million	\$0

*Cooperative Agreement was not renewed for 2023.

Center Stage identifies, prepares, and tours young contemporary professional performing arts groups from abroad (generally from countries and cultures under-represented in the U.S.) to professional and diverse American performing arts venues. Artists deepen engagement in communities on tour through cultural, social, and civic activities such as performances, student workshops, masterclasses, artist-to-artist exchanges, and community gatherings. Center Stage amplifies these experiences in the U.S. and in the artists' home countries through dynamic social and traditional media components that include direct reporting by professional journalists from Center Stage countries, identified by U.S. embassies. The program's significant impacts, and the sustained relationships it fosters, serve professional artists, journalists, cultural leaders, participating embassies and their in-country constituents, and American audiences, students, professionals, and community members. Program length: 4 weeks.

Global Media Makers (2015)

FY 2018 Actual	FY 2019 Actual	FY 2020 Actual
\$1.30 million	\$1.70 million	\$1.65 million
FY 2021 Actual	FY 2022 Actual	FY 2023 Planned
\$1.90 million	\$1.30 million	\$2.34 million

Global Media Makers connects visual storytellers from around the world with leading U.S. entertainment professionals. Through residencies and overseas workshops, participants receive comprehensive filmmaking education, business training, and professional networking opportunities to support the development of independent, authentic, and compelling content for distribution in their home countries and to foster creative connections between the film industries in participating countries and the United States. Program Length: 2 years (100 active program days).

International Writing Program (2006)

FY 2018 Actual	FY 2019 Actual	FY 2020 Actual
\$840,000	\$740,000	\$740,000
FY 2021 Actual	FY 2022 Actual	FY 2023 Planned
\$860,000	\$740,000	\$914,000

Through the International Writing Program, U.S. and foreign writers participate in a residency program at the University of Iowa, which includes public lectures, roundtable discussions, and readings on selected strategic countries and topics. The program also includes a separate two-week creative writing seminar for young writers from the United States and Silk Road countries in the SCA, EAP, EUR, and NEA regions. Additionally, the program sends groups of five U.S. writers to teach workshops in underserved communities overseas. The program also offers online courses and other distance learning to approximately 16,000 high school-aged writers and women writers each year. All programs contribute to freedom of expression and democratic ideals by supporting the voices of new and established writers. Program Length: 5-90 days (average 50 days).

Next Level Hip Hop and Conflict Transformation Program (2013)

FY 2018 Actual	FY 2019 Actual	FY 2020 Actual
\$1.10 million	\$1.20 million	\$1.20 million
FY 2021 Actual	FY 2022 Actual	FY 2023 Planned
\$1.57 million	\$1.20 million	\$1.32 million

Next Level encourages civil society development and provides economic and professional development opportunities to youth and underserved audiences through overseas workshops led by American hip-hop artists on beat/music making, break dancing, rapping, music production, artists' entrepreneurship, and conflict transformation strategies. Program Length: 2-3 weeks.

OneBeat (2011)

FY 2018 Actual	FY 2019 Actual	FY 2020 Actual
\$1.44 million	\$1.74 million	\$1.82 million
FY 2021 Actual	FY 2022 Actual	FY 2023 Planned
\$1.74 million	\$1.74 million	\$2.21 million

OneBeat is a multi-national program redefining music diplomacy through a suite of programs designed to use collaborative music creation to promote civic discourse. Young musicians explore how artists, institutions, and communities can work together to rejuvenate local economies through music, technology, and the creative arts. OneBeat includes:

- *OneBeat US* which convenes 25 fellows from every geographic region in the world, including the United States for a two-week residency followed by a two-week tour through a specific region of the United States. Fellows create original music, lead participatory workshops, develop interactive music technology, and formulate Follow-On projects to implement after the program.
- *OneBeat Abroad* programs convene 15 fellows for a two-week residency and tour, based in OneBeat alumni countries.
- *OneBeat Virtual* programs convene 20 fellows for a six-week online residency for musicians and technologists working in the virtual space.
- *OneBeat Accelerator* awards alumni micro-grants to seed creative solutions to community challenges. OneBeat Podcast releases monthly episodes featuring stories from the OneBeat network. Program Length: 2-6 weeks.

Sports Diplomacy

FY 2018 Actual	FY 2019 Actual	FY 2020 Actual
\$6.61 million	\$6.24 million	\$6.19 million
FY 2021 Actual*	FY 2022 Actual	FY 2023 Planned
\$6.97 million	\$6.14 million	\$6.78 million

Sports programs engage youth and adults from the grassroots to the professional leagues, exposing foreign participants to American culture while providing them with an opportunity to establish links with U.S. sports professionals and peers. In turn, Americans learn about foreign cultures and strengthen their overseas networks and capacity. Participation in sports teaches leadership, teamwork, and communication skills that help young people succeed in all areas of their lives. Sports are a platform to champion foreign policy priorities such as inclusion, youth empowerment, gender

equality, health and wellness, conflict resolution and entrepreneurship. The Sports Diplomacy Division collaborates with U.S. embassies and consulates to support program design, implementation, follow-on, and evaluation. Sports Diplomacy programs have engaged diverse audiences in over 130 countries through various sports exchange programs.

Global Sports Mentoring Program (2015)

FY 2018 Actual	FY 2019 Actual	FY 2020 Actual
\$1.14 million	\$1.44 million	\$1.24 million
FY 2021 Actual	FY 2022 Actual	FY 2023 Planned
\$1.64 million	\$1.14 million	\$1.14 million

The Global Sports Mentoring Program (GSMP) has two components. The ESPNW GSMP, a public-private partnership that empowers women through sports, pairs international female leaders with American female senior executives in the sports sector for a mentorship program. The annual Sport for Community GSMP focuses on promoting disability rights at home and abroad. In both programs, participants collaborate with U.S. mentors to develop business strategies that provide sports and professional opportunities for women, people with disabilities, and marginalized populations. The programs emphasize long-term and sustainable change through alumni funding and activities, monitoring, and media outreach, as well as outbound follow-on programs with American participants. Program Length: 5 weeks.



Global Sports Mentoring Program participants join Sports Mentoring track and field training at the University of Maryland.

International Sports Programming Initiative (2002)

FY 2018 Actual	FY 2019 Actual	FY 2020 Actual
\$2.40 million	\$2.10 million	\$2.20 million
FY 2021 Actual	FY 2022 Actual	FY 2023 Planned
\$2.33 million	\$2.20 million	\$2 million

The International Sports Programming Initiative (ISPI) is an annual open competition for U.S.-based nonprofit organizations to administer two-way sports exchange programs. In addition to engaging underserved youth, coaches, and sports administrators at home and abroad, ISPI expands the organization and partner capacities and expertise to conduct sports-based exchange programs. Under the theme "Sport for Social Change," programs advance foreign policy goals by promoting tolerance and enabling youth around the world to develop important leadership skills and achieve academic success. Key audiences include at-risk youth, women, minorities, and people with disabilities. Program Length: 2-3 weeks.

Sports Envoy Program (2005)

FY 2018 Actual	FY 2019 Actual	FY 2020 Actual
\$819,427	\$600,000	\$650,000
FY 2021 Actual	FY 2022 Actual	FY 2023 Planned*
\$875,000	\$700,000	\$1.39 million

*Includes \$740,000 in supplemental fundiãng for Ukraine.

Through the Sports Envoy program, professional American athletes and coaches travel abroad to lead week long sports-based programs that encourage stronger, more peaceful ties between Americans and people of other countries. ECA partners with professional U.S. sports leagues, the U.S. Olympic and Paralympic Committee, and other organizations in the sports sector to identify diverse Envoys to reach underserved youth and other priority audiences through sports clinics, community engagement, media appearances, and other teambuilding activities. The program supports U.S. foreign policy priorities such as gender equity, disability rights and inclusion, peaceful conflict resolution, community engagement, and respect for diversity. Program Length: 4-10 days.

Sports Visitor Program (2003)

FY 2018 Actual	FY 2019 Actual	FY 2020 Actual
\$2.25 million	\$2.10 million	\$2.10 million
FY 2021 Actual	FY 2022 Actual	FY 2023 Planned
\$2.18 million	\$2.10 million	\$2.25 million

The Sports Visitor Program is a sports-based international exchange that supports U.S. foreign policy goals through thematic-based youth sports camps for U.S. and foreign youth. The program involves both inbound exchanges for foreign youth and outbound exchanges for U.S. youth. The program modified participant profiles and exchange components for FY 2023. Program Length: 14-21 days.



Portuguese and Vietnamese participants play wheelchair basketball at U.S. Olympic and Paralympic Committee facilities.

TechCamp

FY 2020 Actual	FY 2021 Actual	FY 2022 Actual	FY 2023 Planned
\$2.23 million	\$2.10 million	\$2 million	\$3 million

Prior to 2020 TechCamp funding was allocated from the former Bureau of International Information Programs.

The TechCamp Program (2010)

The TechCamp Program offers hands-on, participant-driven workshops that connect private sector technology experts with local influencers—journalists, nongovernmental organizations civil society advocates, and others—to explore and apply innovative tech solutions to shared challenges. TechCamp workshops engage and empower these target audiences, training them in the use of low-cost, easy-to-implement technological tools and concepts to make them more effective.

After assuming responsibility for the TechCamp program in May 2019, ECA's Office of Citizen Exchanges commenced a comprehensive strategic review of the program's mission and impact, in accordance with the ECA Functional Bureau Strategy. Each TechCamp seeks to achieve specific, measurable objectives that directly address U.S. foreign policy priorities, including those tied to public diplomacy capabilities, such as mitigating violent extremism, countering disinformation, and promoting good governance. The TechCamp Program's strategy builds on participating posts' existing PD programming and ICS goals and creates opportunities for posts to build partnerships with the U.S. private sector through recruitment of expert trainers.

Priorities include countering Chinese and Russian disinformation, strengthening the United States' information presence in the Indo-Pacific, and boosting pro-democracy movements in WHA. Proposals for TechCamp workshops submitted by posts frequently address issues and subtopics related to good governance, social entrepreneurship, the environment, transnational crime, and strengthening investigative reporting. The TechCamp Program's impact and outcomes are supported by follow-on programming and continued engagement with alumni to include small grants, additional training, and capstone events that intensify participants' connection with one another, the program, and post.

Young Leaders Initiatives

FY 2018 Actual	FY 2019 Actual	FY 2020 Actual
\$28.50 million	\$31.25 million	\$34.40 million
FY 2021 Actual	FY 2022 Actual	FY 2023 Planned
\$34.40 million	\$39.60 million	\$37.50 million

The figures in the spending table above are total amounts for the administration of the Young Leaders initiatives. Figures in the tables below are program specific.

Mandela Washington Fellowship for Young African Leaders (2014)

FY 2018 Actual	FY 2019 Actual	FY 2020 Actual
\$17 million	\$18.50 million	\$20 million
FY 2021 Actual	FY 2022 Actual	FY 2023 Planned
\$20 million	\$20.60 million	\$20.60 million

The Mandela Washington Fellowship for Young African Leaders is the flagship program of the Young African Leaders Initiative (YALI). The Fellowship brings young leaders to the United States for Leadership Institutes that create unique opportunities for Fellows and Americans to collaborate as they spur economic growth and prosperity, strengthen democratic governance, and enhance peace and security across Africa and the United States. The six-week institutes, held on college and university campuses, support the development of Fellows' leadership skills through academic study, workshops, mentoring, networking with U.S. leaders, and collaboration with members of the local community. At the conclusion of the Institutes, Fellows convene in Washington, D.C. for a Summit.

Up to 100 Fellows also participate in a four-week professional development experience (PDE) in the United States. After participants return home, the Fellowship provides them with follow-on opportunities and resources to continue their professional development. The Fellowship is designed to build and sustain a network of young sub-Saharan African leaders across critical sectors, with the goal of strengthening democratic institutions and spurring economic growth and development on the continent. The Fellowship also forges strong ties within the region as well as with the United States through alumni engagement activities and reciprocal exchange opportunities. Program Length: 6 weeks for fellows, 10 weeks for fellows with a follow-on PDE.

Young Southeast Asian Leaders Initiative Fellowship (2014)

FY 2018 Actual	FY 2019 Actual	FY 2020 Actual
\$4.50 million	\$6.75 million	\$7.80 million
FY 2021 Actual	FY 2022 Actual	FY 2023 Planned
\$7.80 million	\$7.80 million	\$10.30 million

The Young Southeast Asian Leaders Initiative (YSEALI) includes academic and professional exchanges for Southeast Asian youth, ages 18-35 (for academic fellows) and ages 25-35 (for professional fellows). Co-managed by ECA's Office of Academic Exchange Programs and the Professional Fellows Division, YSEALI seeks to build the leadership capabilities of youth in the region, strengthen ties between the United States and Southeast Asia, and nurture the ASEAN community. Hosted by U.S. universities or colleges, the academic exchanges focus on three themes: social entrepreneurship and economic development, environmental issues, and civic engagement. The professional exchanges address civic engagement, NGO management, economic empowerment, governance, legislative processes, and environmental sustainability. Program Length: 5 weeks.

Young Leaders of the Americas Initiative (2015)

FY 2018 Actual	FY 2019 Actual	FY 2020 Actual
\$5 million	\$6 million	\$7.10 million
FY 2021 Actual	FY 2022 Actual	FY 2023 Planned
\$6.60 million	\$6.60 million	\$6.60 million

The Young Leaders of the Americas Initiative (YLA) is the Department of State's flagship program to advance inclusive economic prosperity in the Western Hemisphere. YLA connects entrepreneurs across borders through an annual inbound fellowship program for participants from the Western Hemisphere; an outbound fellowship program for U.S. participants; and an active digital YLA Network. Program Length: hybrid six-month program, with in-person fellowship for six weeks.

Countering State Disinformation and Pressure

FY 2018 Actual	FY 2019 Actual	FY 2020 Actual
\$12 million	\$12 million	\$12 million
FY 2021 Actual	FY 2022 Actual	FY 2023 Planned
\$12 million	\$12 million	\$12 million

People-to-people exchanges and programs play a significant role in the whole-of-government approach to countering disinformation, media manipulation, and malign influence. Exchanges provide the sustained societal engagement that not only fosters resilience in individuals and communities, but also positively influence the context in which false information is spread and received. In response to a growing need to counter disinformation worldwide, ECA has enhanced and expanded existing program models and seeks to target a wide range of audiences, including journalists, social media influencers, youth, community leaders, and educators.

ECA programs counter disinformation and media aggression directly while also fostering the skills needed to build audience resilience to disinformation. ECA programs can serve as tools to strengthen independent media and improve media literacy among vulnerable audiences by sharpening their judgment and analytical skills. ECA also promotes English language learning as a means for people to access a wide variety of information resources, including international media reporting and academic research.

In addition to the direct participation in ECA programs, there is significant focus on encouraging a multiplier effect. For example, educators participating in train-the-trainer sessions extend the reach of critical thinking programs to their students. Programs are also designed to enlist members of ECA's established networks of program alumni and influencers in more than two dozen countries. Youth leadership exchanges and English language programs in new countries aim to expand the Department's networks of contacts and partners among next generation leaders. Funding is allocated to programs and countries in close consultation with the Bureau of European and Eurasian Affairs and the Bureau of South and Central Asian Affairs.

Private Sector Exchanges

Each year, the Office of Private Sector Exchanges, known as BridgeUSA, provides opportunities for visitors from around 200 countries and territories to experience U.S. culture and engage with Americans with the goal of increasing mutual understanding between the peoples of the United States and other countries. All foreign nationals participating in ECA's inbound exchanges travel on J-1 exchange visitor visas. Over 90 percent of the 300,000 annual J-1 exchange visitors participate in private sector programming collectively referred to as BridgeUSA, spanning the categories of: Alien Physician, Au Pair, Camp Counselor, College and University Student, Intern, Professor, Research Scholar, Secondary School Student, Short-Term Scholar, Specialist, Summer Work Travel, Teacher, and Trainee.

While the Directorate of Private Sector Exchanges has regulatory oversight of all J-1 categories, other ECA offices and government agencies maintain close oversight of USG-facilitated programs e.g., Professional and Cultural Programs of ECA implements exchanges in the International Visitors category; federal agencies implement some exchanges in the Government Visitors category; and Academic Programs oversee programs like Fulbright, YALI, and FLEX via the Research Scholar, Professor, Short-term Scholar, Specialist, College and University Student, and Secondary School Student categories.

The Office of Private Sector Exchanges has designated approximately 1,450 private sector, academic, and federal, state, and local government entities to be sponsors of the Exchange Visitor Program, conducted under ECA oversight in accordance with State Department-promulgated regulations (22 C.F.R. Part 62) and relevant federal, state, and local laws. Program oversight is funded primarily from fees collected from sponsors and program participants, while other ECA offices use appropriated funds to monitor these programs.

Exchange visitors are young leaders, entrepreneurs, students, and more seasoned professionals who seek to hone their skills, strengthen their English language abilities, connect with Americans, and learn about the United States. Exchange visitors return home eager to stay connected, expand their networks, and explore future exchange opportunities as "citizen ambassadors."

PRIVATE SECTOR EXCHANGE: BRIDGEUSA

BridgeUSA	2017	2018	2019	2020	2021	2022
Au Pair	20,353	20,678	21,551	7,107	16,454	21,449
Camp Counselor	24,868	24,919	25,681	219	5,856	21,810
College and University Students	2017	2018	2019	2020	2021	2022
Student - Associate	5	13	7	0	2	1
Student - Bachelor	2,201	2,582	1,944	400	925	1,777
Student - Master	1,830	1,387	1,375	342	1,262	1,204
Student - Doctorate	782	676	671	272	764	752
Student - Intern	4,714	4,887	5,501	947	824	2,514
Student - Non-degree	32,449	32,700	33,464	8,987	12,160	25,213
Intern	26,250	26,112	26,669	6,441	5,402	16,833
Physician	2,832	2,738	2,912	2,858	3,193	3,302
Professor	1,057	1,003	846	214	430	691
Research Scholar	33,521	33,676	32,473	10,592	16,150	23,193
Secondary School Student	21,005	21,456	21,386	4,712	16,492	19,423
Short-Term Scholar	19,373	18,471	18,776	3,923	3,775	11,954
Specialist	1,175	1,147	1,006	197	496	1,257
Summer Work Travel	103,761	104,512	108,303	4,952	39,647	92,619
Teacher	2,876	3,252	3,454	398	4,271	5,744
Trainee	10,918	10,857	10,598	2,531	3,927	10,612
TOTAL VISITORS	308,924	308,073	325,258	56,508	132,030	261,476

BridgeUSA Funded Opportunities

The Office of Private Sector Exchange receives limited award funding via recovery funds and special supplemental funding depending on availability. In FY 2023, the Office of Private Sector Exchange awarded \$465,000 to support travel scholarships for Summer Work Travel exchange visitors from underserved populations across

Africa, East Asia and the Pacific, Europe, the Middle East, and the Western Hemisphere. The Office awarded an additional \$10,000 to support

physician well-being initiatives and training for exchange visitors in the Physician category and plans to award the remaining allocation of \$460,000 from FY 2022 recovery funds to support STEM scholarships and journalist training before the end of FY 2023. The Office also received \$500,000 in Ukraine Supplemental Funds to support academic exchanges for Ukrainian scholars, to be awarded prior to the end of FY 2023.

FY 2017 Actual	FY 2018 Actual	FY 2019 Actual	FY 2020 Actual	FY 2021 Actual	FY 2022 Actual	FY 2023 Planned
\$50,000	\$0	\$0	\$0	\$500,000	\$0	\$1.44 million

TOP TEN SENDING COUNTRIES FOR BRIDGEUSA PROGRAMS (2022)

	2017		2018		2019		2020		2021		2022	
	Country	EVs	Country	EVs	Country	EVs	Country	EVs	Country	EVs	Country	EVs
1	China	19,943	China	35,946	China	35,659	Republic of Korea	4,176	Mexico	10,399	Germany	13,649
2	U.K.	18,704	U.K.	18,302	U.K.	17,527	China	3,829	Germany	8,551	Mexico	13,636
3	Germany	16,287	Germany	16,489	Germany	15,937	Germany	3,576	Colombia	8,518	U.K.	12,482
4	France	11,187	Brazil	11,746	Brazil	12,512	France	3,570	Spain	7,812	Brazil	11,673
5	Philippines	9,574	France	11,503	France	11,213	Brazil	3,063	Argentina	5,878	Spain	10,951
6	Brazil	8,740	Spain	9,663	Spain	10,578	India	2,640	Dominican Republic	5,779	France	10,496
7	Thailand	8,541	Philippines	9,174	Mexico	9,808	Italy	2,379	Peru	5,417	Colombia	10,153
8	Spain	8,528	Thailand	9,103	Türkiye	9,749	Canada	2,184	Brazil	4,913	Peru	9,288
9	Ireland	8,016	Republic of Korea	8,794	Republic of Korea	9,155	Ecuador	1,992	Jamaica	4,850	Türkiye	9,181
10	Mexico	7,701	Mexico	8,763	Thailand	9,032	Spain	1,986	Italy	4,778	Thailand	8,753

Special Report on Data Driven Analysis of Exchange Program Impacts

MEASURING THE SYSTEM-LEVEL IMPACT OF ECA AND INTERNATIONAL EXCHANGES: INTERIM BRIEF

This brief summarizes initial findings from an ECA funded study of [International Mobility and World Development: Estimating the System-Level Impact of ECA and International Exchanges](#)

Historically, most measures of exchange program and study abroad success have focused on individual outcomes. At the request of the Monitoring, Evaluation, Learning and Innovation Unit of the Bureau of Educational and Cultural Affairs, The District Communications Group and Oxford University set out to examine the statistical evidence of long-term societal system-level outcomes of exchange programs over four decades. The study has a particular focus on understanding the contributions of ECA's exchanges to the development of participants' home countries.

KEY HIGHLIGHTS

To date, this first-of-its-kind effort to digitize historic records and measure exchange programs' impact generated quantitative evidence that ECA-sponsored exchanges correspond with numerous system-level improvements abroad. Research found strong, statistically significant evidence of positive change in country-level development indicators as a result of ECA exchange programs involving participants from those countries.

Overall, ECA-sponsored exchange programs contributed to improving the national economy, creating more opportunities for women, improving the health of the population, and providing better educational opportunities. In 133 countries from 1975 to 2020, on average, every 100 people who participated in the exchange programs per 1 million people in the country were associated with an additional:

- \$500 in Gross Domestic Product (GDP) per person
- 1.6 percentage points of women enrolled in higher education
- 2.4 months of life expectancy
- 0.8 percentage points of children enrolled in primary and secondary education

The study measures how exchange programs are correlated with five indicators of national development:

- Economic development
- Gender equality
- Promotion of justice and democratic freedoms
- Health and well-being
- Education access and quality

Among the various exchange programs, the student exchange programs played a significant role in fostering democratic principles in the country. On average, for every 100 additional student exchanges per 1 million people in the country, there was a notable increase of 6.2 points in the [Liberal Democracy Index](#) (ranging from 0 to 100).

As an example, the net contribution of ECA-sponsored exchange programs in Chile, where the ratio of total ECA alumni to population (323 alumni per 1 million people) approaches the average ratio in 2020 observed in the sample of 133 countries, was expected to result in an increase of:

- \$1,613 of GDP per person
- 5.1 percentage points of women enrolled in higher education
- 7.2 months of life expectancy

- 2.6 percentage points of children enrolled in primary and secondary education

In addition, the net expected contribution of student exchanges in Chile (163 alumni per 1 million people) was connected to an increase of 10.1 percentage points in the liberal democracy index. The statistical models used to generate the results are described in the full report.

REGION-SPECIFIC FINDINGS

The impact of ECA-sponsored exchange programs on national development differed by geographic region. Specifically, the programs contributed to positive system-level changes in:

- Economic development in Europe and Eurasia (EUR)
- Opportunities for women in East Asia and the Pacific (EAP), EUR, and the Western Hemisphere (WHA)
- Justice and freedoms in WHA
- Better population health in Africa (AF)
- Educational opportunities in EAP, as well as in AF, South and Central Asia (SCA), and WHA

OUTCOMES COMPARED WITH RUSSIA AND CHINA

The evidence suggests that student degree exchanges—both self-funded and scholarship-based (ECA- and non-ECA-sponsored) to the U.S. can lead to a number of positive outcomes in foreign countries, such as improved gender equality, justice and freedoms, health conditions, and educational opportunities. However, despite having larger proportions of exchange students in China and Russia, evidence demonstrates negative to no effect on home country development.

Most notably, U.S.-bound student exchanges significantly contributed to the promotion of liberal democratic principles in the students' home countries. On the other hand, China- and Russia-bound student exchanges did not demonstrate the same progress in terms of advancing democratic political culture in the home countries. These findings suggest that international higher education within a democratic context could be closely related to the progress of such democratic principles in the students' home countries.

METHODOLOGY

The research team conducted numeric data analysis of a cross-national time-series dataset by using regression models (multilevel random slope models) to analyze 133 countries from 1975 to 2020. The study includes control variables that account for alternative explanations for development, such as the quality of domestic higher education, the level of economic development (GDP per capita), the amount of international trade, time, and geographic region.

COULD U.S. FOREIGN AID BE DRIVING RESULTS?

In many cases, ECA programs target countries of strategic national interest, which also may be receiving elevated levels of U.S. foreign aid. Could the effects seen here be a result of increased foreign aid rather than ECA exchanges? The research team discovered very weak bivariate correlations between U.S. international aid and each of the five development indicators, as well as between U.S. international aid and four ECA-sponsored exchange variables. Using regression analysis, researchers could also determine that U.S. international aid is not a confounding factor in these conclusions. The comprehensive check confirms the impact of ECA-funded exchange programs with higher confidence.

NEXT STEPS

These results and their methodology will be provided in a fuller report which will be published on [MELI's website](#). The next phase of the research will involve collecting interview data from exchange participants in 70 countries to contextualize the findings in this brief.

SPOTLIGHT ON FUNDING AND RESOURCE GAPS: IMPACTS BY THE NUMBERS

Public Private Partnerships Expand ECA's Program Resources

ECA's Public-Private Partnership Unit (P3) develops and engages in strategic collaboration to leverage the expertise, networks, and resources of the U.S. Department of State. The office creates partnerships with the private sector, foundations, and academic institutions worldwide to help expand the scope, reach, and effectiveness of ECA programs while advancing U.S. foreign policy goals. ECA provides businesses and organizations with opportunities to engage and support communities around the world.

In 2022, ECA's Public-Private Partnership Unit coordinated with the Office of Alumni Affairs to engage with private sector partners and donors, including Freeport-McMoRan Foundation, Thunderbird School of Global Management at Arizona State University, ACE Health Foundation, The UPS Foundation, and Amazon.com to support the AWE program.

By partnering with the private sector, the Office of American Spaces (OAS) has been able to bring new resources to the table—human, in-kind, and/or financial—to address challenges, expand programming, or fill gaps best met through collaboration between the public and private sectors. In 2022, OAS coordinated with ECA's P3 to establish a first-of-its-kind partnership with Amazon.com to support the American Spaces in Mexico.

Using a collaborative approach, P3 coordinates with ECA program offices, the Department's regional bureaus, public diplomacy officers at post, and the Office of Global Partnerships (E/GP). The office also offers consultations to public diplomacy officers in the field who are looking to establish a partnership at the post level.

P3 supported in-kind partnerships with the Cultural Heritage Center (CHC) and Google Arts & Culture (Google) to amplify existing ECA programs. CHC is working with Google to create a virtual exploration of heritage preservation projects at sites around the world. These partnership opportunities include exchanges in business; education; technology; culture; journalism; professional development; mentoring; youth/students; diversity, equity, and inclusion; and climate change.



BUREAU OF GLOBAL PUBLIC AFFAIRS



African journalists on Foreign Press Center Tour to explore youth civic engagement in the U.S., July-August 2023.

BUREAU OF GLOBAL PUBLIC AFFAIRS (GPA)

<i>in millions</i>	FY 2019 Actual	FY 2020 Actual	FY 2021 Actual	FY 2022 Actual	FY 2023 Estimate	FY 2024 Requested
Bureau of Global Public Affairs	NA	\$120.02	\$118.95	\$123.77	\$127.08	\$134.55

Totals include Salary & Benefits as well as Program Managed Funds.

Strategic Overview

Whether it is a deeper understanding of a specific policy, a change in behavior, or a more favorable view of the United States, the ability to reach relevant audiences in innovative and effective ways is fundamental to the success of U.S. foreign policy. Engagement with global audiences improves their understanding of U.S. policy priorities and the importance of American values and provides leadership the ability to conduct diplomacy more effectively. In pursuit of that target, the Bureau of Global Public Affairs (GPA) has been charged with leading the Department’s communications and engagement with foreign and domestic audiences. In a rapidly changing media and information environment where other actors are constantly competing for the attention of people around the globe, GPA seeks to bring the latest tools, techniques, and approaches for effectively engaging foreign publics and communicating U.S. foreign policy to American audiences to enhance their understanding of, and support for, U.S. policies and values.

GPA forms the conduit for both global media and digital engagement by coordinating with public diplomacy and policy experts to deliver accurate messages to intended audiences with maximum impact. GPA identifies key domestic and foreign audiences for outreach, drives priority messaging campaigns, engages international media, and supports and empowers Department communicators across the globe to inform and engage overseas audiences. Coupled with GPA’s international media expertise, relationships with posts, and network of journalists, the bureau meets online audiences wherever they are with critical Department updates by utilizing digital platforms such as flagship social media accounts and ShareAmerica to create and disseminate impactful content worldwide.

In FY 2022-2023, GPA continued to focus on improving its communications operations in a rapidly shifting media, technology, and communications environment. To ensure GPA remains at the forefront of U.S. foreign policy messaging and digital public diplomacy efforts, the bureau maintains a Functional Bureau Strategy (FBS) that defines strategic milestones and performance indicators for these partnership opportunities include offices across GPA. GPA now uses a Quarterly Strategic Review (QSR) process to report the status of all GPA’s identified milestones and performance indicators to bureau leadership on a regular basis. Both the FBS and QSR process ultimately help GPA stay on track to communicate with maximum impact and keep pace with both Department messaging needs and public diplomacy goals.

GPA continues to solidify its role as the lead and coordinator of both the Department’s messaging on policy priorities and the work of U.S. diplomats around the globe. In FY 2023, GPA implemented an internal bureau modernization effort to further improve efficiency and effectiveness across the bureau. As part of this process, GPA

has streamlined its existing structure into four Deputy Assistant Secretary-led units, co-locating similar functions and solidifying cohesive teams. This modernized structure further integrates coordination and better equips GPA to serve as a convener and facilitator for strategic communication and messaging, working closely with the White House, National Security Council, Department of Defense, the Intelligence Community, and other stakeholders. GPA’s modernization efforts are designed to prioritize a data-driven, audience-first approach to strategic communication. The bureau supports messaging and policy goals by identifying audiences that can affect change, understanding which messages can persuade them to take action, which platforms are most effective for delivering that message, and which trusted voices will be most effective in delivering it.

GPA seeks to establish a foundational narrative that informs audiences’ understanding of U.S. foreign policy and American values. The ability to drive this narrative is shaped by audience and content research; developed by creative content teams and digital platform capabilities; amplified by media engagement, translations, and foreign-language support services; and refined using comprehensive analytic efforts. GPA’s research and analytic capability not only provides insights on how various messaging campaigns are performing, but also supplies timely analyses of the impact of media content with target audiences and evaluations of digital platforms, empowered by modern technology to adapt the Department’s communications approach.

To foster an environment of information sharing within the Department, as well as to enable public diplomacy practitioners globally to speak with one voice, GPA has developed and launched several best practices and internal communication methods. For example, the Contact Relationship Management (CRM) system and the Mission Website Platform (MWP) equip practitioners with standardized, easily accessible mechanisms to inform people and to create, manage, and sustain long-term relationships with foreign audiences.

Current GPA staff composition includes approximately 350 civil servants, foreign service officers, locally employed staff, and contractors. GPA houses the Office of the Spokesperson which communicates U.S. foreign policy objectives to the American public. The Spokesperson also coordinates with the Deputy Assistant Secretary (DAS) for Global Media on media engagement. The Global Media team, which consists of the Office of Press Relations, the Office of International Media Engagement (including six Regional Media Hubs), and the Foreign Press Centers in Washington and New York, engages with domestic and foreign press to further U.S. foreign policy and national security priorities and demonstrate the U.S. government’s commitment to openness and transparency. Global Media also includes GPA’s media monitoring, crisis response, and rapid translation capabilities.



Nigerian media co-op journalists interview voters in Rockville, Maryland for the U.S. midterm elections (2022).

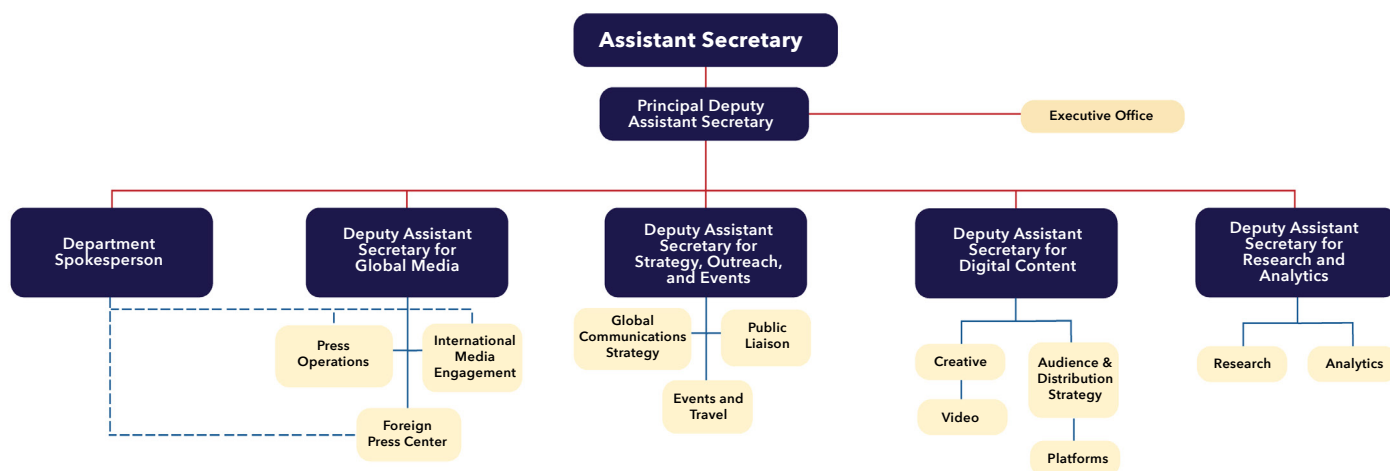
A Deputy Assistant Secretary leads the newly established Strategy, Outreach, and Events (SOE) unit. SOE consists of three offices: Global Communications Strategy and Employee Communications, Public Liaison, and Events and Travel. The SOE team focuses on integrated

and coordinated strategic communications, from individual events up to big strategies, from formulation through execution and follow up at the Department and abroad.

The Deputy Assistant Secretary for Digital Content (DC) leads a team of four offices: Creative, Video, Audience and Distribution Strategy, and Platforms. DC is a team built around the skillsets required to make, distribute, and organize GPA content—ensuring it is effective, data-informed, and distributed thoughtfully to intended audiences via the channels, platforms, and voices where they engage. DC will also be revamping Content Commons as the central Department repository for digital content and other messaging assets. The new Content Commons repository platform will also include easy-to-use content templates that posts can adapt to amplify Department messaging.

Under the leadership of the DAS for Research and Analytics, the Research and Analytics offices apply social and information science expertise to understand foreign audiences and information environments, and plan, monitor, course-correct, and evaluate GPA-led communications efforts.

Global Public Affairs Bureau Organizational Chart



OFFICES REPORTING TO THE ASSISTANT SECRETARY

FY 2021	FY 2022	FY 2023
\$12.01 million	\$12.10 million	\$9.40 million

DEPARTMENT SPOKESPERSON

The Spokesperson (SPOX) engages in regular in-person briefings with the press as the official spokesperson of the Department and coordinates with the DAS for Global Media on media engagement. Since 2021, the office has returned to regular, near-daily press briefings featuring Department principals discussing breaking news and key foreign policy priorities. The Spokesperson also works with regional bureaus to ensure that the Secretary's foreign travel includes interviews with international journalists at each overseas stop.

OFFICE OF THE EXECUTIVE DIRECTOR

The Office of the Executive Director is responsible for the operational management of GPA, to include the planning, coordination, and execution of policy for the bureau. This office formulates, presents,

and oversees the execution of the bureau's budget, and maintains compliance for all reporting requirements from the Bureau of Budget and Planning. GPA's managerial support functions include:

- **Human Resources:** Provides support services to the bureau in the areas of staffing, recruitment, awards, and employee benefits.
- **Technology:** Provides infrastructure to allow bureau connectivity and collaboration among internal and external partners.
- **General Services:** Provides administrative assistance to GPA offices for travel, physical assets, record management, and contracting.
- **Business Operations:** Plans, manages, and evaluates operations within GPA to continuously improve and optimize functions within the bureau.

GLOBAL MEDIA TEAM

FY 2021	FY 2022	FY 2023
\$9.91 million	\$9.91 million	\$11.56 million

The Global Media team engages with the domestic and international press to advance U.S. foreign policy and national security priorities

and demonstrate the U.S. government's commitment to openness and transparency. It responds to emerging issues and advises the Secretary on all aspects of the Department's conduct of press relations. The team also supports the Secretary's engagements on domestic and international trips, manages public affairs crises, provides rapid translations for use by the media and Department communicators, and ensures national and international media outreach are tightly coordinated, proactive, and tied to the long-term objectives of the Department. The Global Media team consists of the Office of Press Operations (including the Crisis Response Unit, Media Support Unit, National Media Strategy Unit, and USAID Press Office), the Office of International Media Engagement (including six Regional Media Hubs and the Language Resources Division), and the Foreign Press Centers in Washington and New York.

The Office of Press Relations (PRS) supports the Spokesperson's press briefings; releases and edits statements and transcripts; responds to press queries from domestic and international media; monitors news websites for foreign policy press clips; arranges and provides logistical support for the Secretary's and other Department principals' direct engagement with the U.S. media; consults on the content and placement of op-eds intended for U.S. media; supports the Secretary's domestic events and travel; and oversees the National Media Strategy Unit, Crisis Response Unit, and the USAID Press Office.

Russia's further invasion into Ukraine in early 2022 tested PRS resources. Building on experience gained in the response to the Afghanistan withdrawal, the Crisis Response Unit (CRU) set up and led the Public Affairs component of the Department's Task Force, which was responsible for coordinating with the interagency and executing State Department messaging 24/7 for the duration of the crisis.

The National Media Strategy Units respectively managed proactive engagement by the Secretary and other senior officials to lead the public messaging campaign to explain the U.S. policy implications and to help communicate key messages to the American people and to Ukrainian diaspora populations across the country. From January to April 2022, the National Media Strategy Unit coordinated and arranged over 100 media interviews on Russia's actions for Department voices - from the Secretary of State to the Department Spokesperson. PRS coordinated closely with the Press Task Force and EUR to disseminate rapidly developing policy points amid an unprecedented volume of press inquiries, while also releasing a high volume of public statements and transcripts to the public.

In the aftermath of the Afghanistan withdrawal, PRS identified the need to upgrade processes for handling press inquiries as the high volume overwhelmed the public inbox. This led to the implementation in May 2022 of the Media Inquiries System, a web-based platform on which journalists' queries are more easily visible, assigned, and tracked to completion, allowing for greater transparency and a data-driven approach to resource management in the future.

OFFICE OF INTERNATIONAL MEDIA ENGAGEMENT

The Office of International Media Engagement (IME) promotes greater understanding of U.S. foreign policy by connecting senior U.S. government officials with overseas media markets. IME's Washington-based press team proposes, staffs, and evaluates international media engagements for the Secretary and other senior policymakers. Foreign-language spokespersons at IME's six Regional Media Hubs engage directly with international audiences through traditional and social media, reaching a potential audience of over two billion. The Hubs also support posts and regional bureaus

through media analysis and special reports by facilitating travel to support major events and visits and offering media training for Department personnel.



Russian-language spokesperson is interviewed by a TV station in Belarus.

The Language Resources Division increases the accessibility and reach of GPA-produced content by translating selected remarks, media materials, and press guidance into Arabic, Chinese, French, Hindi, Persian, Portuguese, Russian, Spanish, and Urdu. IME translators work closely with GPA content creators and designers to make GPA products available in these languages. IME's contract-based Public Affairs Translations Hub (PATH) provides additional translations capabilities on a 24/7 basis, including in other languages as required.

IME supported GPA's messaging on the one-year marker of Russia's full-scale invasion of Ukraine. IME coordinated more than 70 international media engagements reaching markets in Europe, Asia, and the Middle East, including 13 interviews with senior-level officials. A TASS interview with the Under Secretary for Public Diplomacy and Public Affairs resulted in 83 original stories and 219 reprints, reaching a potential audience of 80 million Russians. The Brussels Hub launched a Russian-language Telegram account, providing direct access to Russian audiences that are prevented by their government from accessing mainstream social media platforms.

IME also contributed to Department efforts in support of the evacuation of the U.S. Embassy in Sudan. Media narrative reporting from the six Regional Media Hubs helped guide the Department's international press outreach strategy. IME's foreign-language spokespersons offered dozens of interviews to amplify U.S. messaging, reaching regional media markets across the globe, while the Language Resources Division provided timely translations of press releases and statements.

FOREIGN PRESS CENTERS

The Foreign Press Centers (FPC) in Washington and New York support the Department's engagement with 1,500 accredited, U.S.-based foreign correspondents through on-camera briefings, backgrounders, select roundtables, and interviews. The FPCs also conduct reporting tours and media cooperatives for journalists nominated by overseas posts. FPC programs provide reporters with the access, information, and context to cover U.S. policy, society, culture, and values accurately for audiences around the world.

The FPCs resumed in-person programming in late FY 2022 after a hiatus since February 2020. In FY 2023, the centers have hosted 76 in-person or virtual press briefings, including 25 press engagements with senior U.S. government officials explaining the U.S. response to Russia's war against Ukraine. In the lead up to the U.S. mid-term

elections, 100 foreign journalists visited polling sites and met with candidates through in-person FPC programs in Atlanta, Georgia; Washington, D.C.; New York; Phoenix, Arizona; and Raleigh, North Carolina.



NSC Coordinator for Strategic Communications John Kirby provides an on-the-record briefing at the Washington Foreign Press Center.

Partnering with U.S. Embassies and overseas media outlets, FPCs produced seven Media Co-op productions on topics such as trafficking in persons, 5G, Combating Money Laundering, Free Elections, and Clean Energy. In support of large-scale summits and events, the FPCs served as the primary authority for reviewing, processing, approving, and distributing more than 1,000 media credentials for the IX Summit of the Americas and the United States-Africa Leaders Summit.

The pandemic’s transformative effect on the global media landscape necessitates a data-driven review of how global media outlets report on the United States, and how best to reach U.S.-based foreign media. Resources to conduct such an assessment and subsequent, anticipated updates in practices and technology would allow FPC to more effectively tailor messages and tools to today’s foreign media outlets.

Strategy, Outreach, and Events Team

FY 2021	FY 2022	FY 2023
\$640,271	\$936,432	\$1.05 million

GLOBAL COMMUNICATIONS STRATEGY

The Office of Global Communications Strategy (GCS) brings together communicators from across GPA, the Department, and the interagency to align and best use tools and tactics to explain policies, programs, and principals’ activities to targeted audiences. This newly reorganized structure consolidates GPA’s strategic planning and coordination assets under one roof with the aim of reducing friction between the offices and streamlining GPA collaboration with the broader Department, strengthening the bureau’s ability to implement communication strategies and messaging plans, and ensuring long-term lines of efforts are included in day-to-day execution of the planning process. GCS coordinates and provides messaging, resources, and activities that communicators leverage to influence foreign audiences and inform Americans on the Secretary’s policy priorities, including Russia/Ukraine, the PRC, and the shared challenges of the global commons. The office consists of the Messaging Strategy and Planning (MSP) team and the Employee Communications (EC) team. MSP coordinates long-term communications strategies for the Secretary’s priorities and short-term messaging for Secretary-level events, producing messaging

products such as long-term global communications strategies, tactical messaging plans, content repositories, and event playbooks. The team also serves as a strategic communications thought partner for bureaus, offices, and missions throughout the Department.

OFFICE OF PUBLIC LIAISON

The Office of Public Liaison (PL) is charged with connecting the Department of State to domestic audiences through people-to-people outreach to raise awareness of the Department, the Secretary’s policy priorities, and to ensure that diverse perspectives and new voices are heard and inform the work of the Department and the Secretary. PL does this by coordinating Department-wide domestic outreach and facilitating people-to-people programs focused on the Secretary’s priorities and other Department focus areas. The unit hosts in-person and virtual engagements between Department officials and the American public focused on the Secretary’s priorities, coordinates the Hometown Diplomats program, and provides strategic guidance on domestic outreach planning for other Department bureaus.

As part of its work to help advance the Department’s DEIA efforts, the Public Liaison unit engages students and faculty from Minority Serving Institutions, including Historically Black Colleges and Universities. In FY 2023, it coordinated the first-ever Minority Serving Institutions Conference, which focused on the importance of diversity and multiculturalism in U.S. foreign policy. The final number of registrations for the hybrid event was 3,010 total (including in-person and virtual participants).

OFFICE OF GLOBAL EVENTS AND TRAVEL

The GPA Global Events and Travel Office (E&T) is responsible for coordinating the planning, execution, and amplification of the Secretary’s public engagements. E&T facilitates press and media components of the Secretary’s foreign and domestic travel and events, coordinates press logistics and messaging, manages and maintains the Department public schedule, tracks press-related paper across the Department, and is the primary liaison with the State Department Correspondents’ Association (known informally as the Bullpen press) for coverage of the Secretary’s public events. The office works in close coordination with the Office of Global Communications Strategy, the Office of the Public Liaison, all divisions of the Office of Press Operations, and the Outbound Content Office. E&T also works closely with the GPA Front Office, the Spokesperson’s Office, the Executive Secretariat, the Secretary’s Scheduling team, and bureaus and offices throughout the Department.

E&T deploys combined experience and expertise to ensure that each of the Secretary’s public events achieve maximum impact. E&T leverages formal and informal relationships with the Correspondents’ Association to ensure consistent and comprehensive coverage of the Secretary’s engagements. These relationships help E&T better explain the value of covering a particular event and to ensure that pool coverage is provided, allowing as many media outlets as possible to have access to coverage of the Secretary. Bolstered by the recent GPA modernization, which made E&T an office led by an office director, E&T plays a central role in ensuring that the full range of the Department’s communications ability, from press statements to social media posts, is available for strategic amplification of the Secretary’s public engagements.

Digital Content Team

FY 2021	FY 2022	FY 2023
\$33.27 million	\$33.36 million	\$33.94 million

The Digital Content team serves as the Department's digital communication leader by anticipating and enabling the use of web, social media, and Contact Relationship Management technology. The team manages the Department's social media properties and web platforms in innovative ways to distribute key foreign policy messages and Department information to global audiences. Effectively communicating myriad time-critical and nuanced policy messages to a variety of audiences requires the close coordination and cooperation of many parts of the organization. Through the team's work, GPA builds and deploys modern tools and approaches to ensure that Department personnel worldwide have the data and platforms necessary to communicate consistently and effectively.

Led by the DAS for Digital Content, the team consists of the Offices of Creative, Audience and Distribution Strategy, Video, and Platforms. Digital Content oversees communication with domestic and foreign audiences through the Department's online networks, including, but not limited to, State's flagship social media accounts, State.gov, the Mission Website Platform, contact management, and email outreach. Digital Strategy also leads the Department in the incubation, development, training, and support for the new digital tools and processes for Department communicators.

CREATIVE OFFICE

The Creative Office (CR) delivers content for social media, email, and web platforms. Three teams—Outbound Content, Foundational Content, and Graphics and Design—work on creating and curating compelling materials to ensure the Secretary, Spokesperson, and Department brands influence online conversations, and help the public better understand U.S. foreign policy and the values that underpin it. The team manages the Department's "flagship" social properties, including the Secretary's accounts, and publishes to State.gov, DipNote, Stories.state.gov, the ShareAmerica public diplomacy platform, and other Department platforms. Content produced by CR frequently appears on Embassy social and web properties and is republished by third-party sites overseas. CR has developed multimedia approaches to stories, "voice" guidelines for social media, digital-first visual templates, and data-driven performance assessments to ensure quality, accuracy, and timeliness while increasing engagement.

The Outbound Content team works across the Department's bureaus, principals, and diplomatic missions to craft and distribute digital media content that ensures the Secretary, the Spokesperson, and the Department are actively engaged in and influencing online conversations. Notably, the team manages the official social media presence of the Secretary of State, the Deputy Secretary, the Spokesperson, and the State Department, collectively known as the "flagship" social media properties, which recorded 849 million impressions in 2022. The team also produces daily content for the ShareAmerica properties, content that advances foreign policy priorities and messages on American values, written in a style that resonates with foreign audiences.

Outbound Content messaging is picked up and distributed across the global network of hub, embassy, and ambassador social media accounts, which represent an online community of more than 110 million followers. Additionally, the Outbound Content team focuses on the publication of several newsletters to reach external audiences via email, with a reach of 400,000 subscribers. The primary offerings include "The Week at State," a weekly digest of the most relevant advancements and events at the Department, and "From the Secretary's Desk," a personalized message in the Secretary's voice on a foreign policy priority or recent event of relevance to Americans and global audiences.

The Foundational Team attempts to push the boundaries of traditional web content and expand audiences by taking innovative approaches to storytelling. For example, the team is developing long-form multimedia stories, quizzes, compelling photo montages and graphic treatments that put the readers in charge by offering them choices about the content. The team won two Webby Awards and one Shorthand Award for its recent Internet content.

The Graphics & Design team focuses on the delivery of high quality visual content designed to effectively communicate nuanced policy messages through direct, clear, and compelling infographics, social graphics, photographs, and illustrations. The team is working on more effective ways to make complex issues more accessible to the general public. Infographics, commemorative and holiday graphics, and quote graphics are uploaded to a Content Commons database which allows that content to easily be downloaded and customized by U.S. missions around the world.

OFFICE OF PLATFORMS

The office's digital communications platforms support worldwide communication through several digital platforms. Websites managed by the office include State.gov, the primary source of information on the Department's foreign affairs priorities, programs, and policies; the Mission Website Platform, where nearly 200 missions manage their own websites to communicate with host-country audiences; the infrastructure for ShareAmerica, the Department's platform for stories about America and the principles that underlie U.S. foreign policy; and several archive sites. The office coordinates with other parts of GPA to promote social media, graphics, email outreach, and web pages about Department priorities.

In 2022, State.gov welcomed 29 million visitors and received 62 million views; mission websites collectively welcomed 147 million visitors and received 500 million page views. Unfortunately, this high degree of engagement is at risk, including cybersecurity threats, because of zero budget increases since GPA's creation in 2019, despite significant cost increases and additional duties. For example, budget shortfalls in 2022 forced contract support reductions, increasing the transition time to the new, much more secure Mission Website Platform from 1.5 years to 4 years. Meanwhile the Bureau of Diplomatic Security has noted the cybersecurity risks posed by the large number of sites still on the old platform.

Beyond websites, the office manages the Department's Contact Relationship Management (CRM) system: a cloud-based, mobile-ready platform that helps posts manage contact information, send email marketing messages, analyze data, and plan events. The analytics are intended to give principals real-time visibility into field-driven email engagement, while the centralized platform aims to ensure that missions apply branded email templates, establishing

consistent and unified messaging. Since deploying CRM to 270 posts and over 40 domestic offices in January 2022, the system’s 7,000 Department users imported more than seven million contacts from a variety of siloed legacy systems. In FY 2022, CRM users across the Department sent over 6,000 email campaigns to 43 million recipients (an average of six email campaigns per recipient) and planned 1,800 events for 234,000 invitees, reaching key contacts in a variety of engagements.

Despite the strong levels of engagement thus far, CRM must change email platforms to meet the anticipated scale of future use, future WhatsApp and SMS integration, and compliance with federal cybersecurity requirements. The office is piloting a more accessible, secure solution than the current platform. However, this system requires a significant increase in base funding; without it, CRM is at serious risk of failing to meet the Department’s email marketing needs in a competitive global information environment.

AUDIENCE AND DISTRIBUTION STRATEGY

The Office of Audience and Distribution Strategy (ADS) provides guidance and implements strategies to reach target audiences most effectively on the channels where they spend their time and with content that resonates. The office is comprised of three divisions, Digital Lab; Digital Strategy and Training; and Distribution, Partnerships, and Support.

The Digital Lab (LAB), a small, cross-functional team, improves GPA’s ability to effectively engage in public diplomacy. LAB incubates innovative solutions, services, and processes for Department communicators to drive engagement and understanding of U.S. foreign policy with global publics. For example, LAB partnered with the Office of Creative to pilot Digital Storytelling, an initiative to communicate policy priorities to audiences in ways that engage and resonate, by applying storytelling to today’s interactive technology. LAB is given the creative space to not only solve problems impacting GPA and PD practitioners globally but also find new and better technologies the Department should leverage for improved effectiveness, cost reduction, and maximum efficiencies.

The Department’s social media presence represents an online network of more than 1,000 accounts and 114 million followers including the flagship social media accounts and those managed by U.S. embassies, consulates, and other diplomatic missions as well as regional and functional offices and bureaus. The Digital Strategy and Training team (DST) provides comprehensive virtual and in-person training and consulting in digital media, approves all new Department social media accounts, and issues Department social media guidelines to support bureau and post efforts. Important resources managed by this team include the Social Media Hub, a central repository for digital diplomacy policy guidance and best practices. In 2022, DST coached over 30 teams into drafting strong social media strategies that were approved for launch by the GPA front office, provided the Department with 2380 social media solutions, facilitated 139,881 social media posts via the enterprise social media management tool, and led 218 training and consultations with 2,644 participants.

The Distribution, Partnerships and Support team (DPS) attempts to amplify foreign policy messaging beyond Department distribution channels by directly reaching new, extensive, and targeted audiences primarily through paid marketing campaigns and digital partnerships. In 2023, DPS marketed, for example, a travel awareness campaign in partnership with the Bureau of Consular Affairs and DEIA messaging and content to millions, exponentially broadening the content’s

reach to new audiences not following Department social media accounts. In 2023, DPS expanded the Department’s engagement with creators and influencers reaching almost 1.5 million in support of the International Women of Courage awards, Republic of Korea state visit, and Diplomatic Culinary Partnership.

ADS is a newly created office that has not been resourced as such. New pilot distribution channels, paid marketing campaigns, and digital partnerships require resources to implement. Without resources, GPA risks falling behind in its role as the U.S. government’s primary communicator on foreign policy issues and the Department misses out on new methods to reach audiences who may not otherwise follow Department-owned social media accounts and platforms.

OFFICE OF VIDEO

GPA’s Video Office (VID) consists of the Broadcast Division and the Digital Video Division. The Broadcast Division provides live, global video coverage of the Secretary and Department Spokesperson and the transmission infrastructure to reach broadcasters, cable news networks, the Department’s flagship web, and social media platforms as well as the White House, House, Senate, and a range of government agencies. Live coverage of the Secretary is routinely seen by hundreds of millions of people worldwide. The Digital Video Division, meanwhile, produces original videos and live interactive web chats designed to amplify strategic messaging. It has three core focus areas: video production support to the Secretary and SPOX, both on the road and in D.C.; daily video content for the flagship social media platforms; and strategic messaging content supporting policy priorities and U.S. values with distribution to State Department digital platforms globally.

The Broadcast Division continues to see significant growth, with the HST studio hosting a record number of Secretarial events, including video recordings, live virtual meetings, and press engagements. Increased demand for live global video coverage of the Secretary’s speeches and speaking engagements is made possible by the Division’s scalable video-over-IP network infrastructure and cloud platforms. In FY 2022, the Division completed over 700 assignments, including 145 studio events, 200 briefings, 180 remote events (139 for the Secretary), and over 20 events in cooperation with the White House.

The Digital Video Division continues to coordinate closely with bureaus, offices, and missions across the Department to produce and distribute edited and live virtual content in support of a wide range of priority issues including the war in Ukraine, food security, global health security, climate change, the trans-Atlantic alliance, human rights, and DEIA. In FY 2022 the Division produced 649 videos and 114 live interactive programs.

Research and Analytics Team

FY 2021	FY 2022	FY 2023
\$11.97 million	\$11.66 million	\$11.38 million

The Research and Analytics offices apply social and information science expertise to understand foreign audiences and information environments, inform marketing campaigns, and plan, monitor, course-correct, and evaluate GPA-led communications efforts. GPA researchers study foreign audiences and the impact of messages and narratives on their awareness, opinions, and behaviors by leveraging existing research from the interagency, the private sector, and the

academic community, as well as through commissioned polls, focus groups, and message tests. GPA analysts observe and report on foreign information environments and monitor Department-owned messaging platforms to enhance U.S. government communicators' situational awareness. GPA's data scientists develop and deploy new technologies to advance data-informed communications at scale. Together, these teams help the Department and posts navigate complex information environments overseas to reach target audiences with credible, persuasive messages, on platforms they use, and at times these audiences are most engaged.

OFFICE OF RESEARCH

The Office of Research (RE) provides U.S. government communicators with data-driven insights to develop more effective messaging and information outreach campaigns grounded in an understanding of target audiences' attitudes and beliefs. In addition to traditional audience research, such as surveys and focus groups, this team engages in content testing to help provide critical insights about how to make content more engaging and persuasive to target audiences.

In FY 2022, RE carried out an intensive research effort to inform the USG's response to Russia's war on Ukraine. The office tracked quantitative metrics such as European support for Ukraine and sanctions, as well as the impact of Kremlin propaganda and disinformation around the world. This research provided communicators with an early warning that European support for Ukraine had fallen, should not be taken for granted, and must be supported with additional diplomatic efforts.

Also, in FY 2022, RE provided vital research and analysis to inform the USG's response to the PRC's ongoing efforts to reshape the geopolitical international order, including the PRC's widespread disinformation efforts and increasingly close ties with Russia, military threats against Taiwan, and continued repression of the Uyghur population in Xinjiang. The office equipped stakeholders with insights to disrupt PRC/Russia propaganda efforts and inoculate audiences against PRC propaganda and deployed new research to guide the U.S. strategy in the Indo-Pacific. For example, in-person focus groups in the Indo-Pacific region helped GPA stakeholders better understand audiences' attitudes toward the U.S. and the PRC.

Furthermore, RE (in partnership with the Office of Analytics), in support of the Africa Leaders Summit, generated insights that brought together multiple lines of research to provide communicators with data-infused communication recommendations. The research examined the media landscape on the African continent and showed how Russia and China aim to advance their agendas with African populations. This effort also leveraged advanced statistical techniques designed to predict preferences for the United States or the PRC among multiple African nations. GPA briefed this research to Department communicators and included it in the Department's communication playbook.

OFFICE OF ANALYTICS

The Office of Analytics (AN) monitors and analyzes more than 2,500 digital properties and websites to provide timely assessments of the global media environment and spot trends across digital, social, and traditional mediums. Within AN, the Media Monitoring Unit (MMU) provides media monitoring, covering U.S. policy priorities, principal travel, major events, and breaking news. The MMU uses data science and analytical tools to evaluate the effectiveness of the Department's strategic communications in digital and social media, with the result that GPA can now track and continuously update its content to influence public perceptions and behaviors.

The Data Science Unit in AN serves both the Offices of Research and Analytics by building in-house and/or accessing third-party tools to help analysts and researchers analyze media and automate otherwise tedious data collection tasks. The Data Science Unit builds and maintains several custom tools to meet specific monitoring and analytical needs. One such tool, Clips Lab, breaks news into categories and subcategories for further analysis, using both commercial streams of data and custom machine learning algorithms while tracking press volume over time. The Data Science Unit is also working on a next generation analysis tool for media monitoring and social listening that will launch in the summer of 2023.

SPOTLIGHT ON FUNDING AND RESOURCE GAPS: IMPACTS BY THE NUMBERS

Sustained Funding for Research and Analytics to Support Russia/Ukraine Messaging: GPA's Research and Analytics offices support USG efforts to arm Department and interagency communicators with data-driven insights to inform messaging around the Russia/Ukraine conflict. As events unfolded in Ukraine, Research and Analytics had to realign over \$1.1 million in FY 2022 funding from other priority communications campaigns to support on-the-spot Russia/Ukraine research and analysis. However, Research and Analytics annual base funding was inadequate to meet ongoing stakeholder requests for this work. At the same time demand from numerous stakeholders in Washington D.C. and the field for Research and Analytics Russia/Ukraine insights and guidance soared over the course of 2022. Meanwhile, Research and Analytics has been working with a limited budget that has remained static since FY 2020, even as labor costs as well as costs for necessary research and analytics tools have steadily increased. To meet stakeholder demand amid these budget challenges, Research and Analytics secured \$1,907,750 in Ukraine supplemental funding in early 2023. This funding allows Research and Analytics to keep bare-bones staffing levels and stay equipped to produce new insights to inform USG messaging on Russia and Ukraine only through FY 2023. When this funding runs dry, Research and Analytics will not be able to sustain Russia/Ukraine work with its base budget alone, thus creating a cyclical need to secure additional supplemental funding.

Provision of Foreign Language Content: The Russia-Ukraine conflict, the Sudan crisis, and other events have underscored the importance of providing original and translated foreign-language content directly to audiences and journalists. The Office of International Media Engagement (IME) has redirected resources to meet the growing needs of foreign-language media and Department communicators. IME also absorbed the former Office of Language Resources in 2023, integrating GPA's in-house and contract-based translation capabilities. However, human resource constraints have limited or delayed GPA's ability to message quickly and effectively on high-priority issues. The Brussels Hub needs a second Russian-speaking staff member in order to provide the full range of social media production and media analysis, especially given resource restraints at Embassy Moscow and Embassy Kyiv. The Language Resources Division also needs additional contract staff in order to increase productivity in high-demand languages, including Ukrainian

Expansion of Domestic Engagement: Current travel funding for bureaus is very limited and is virtually nonexistent for domestic engagement, hindering GPA's ability to carry out its mission. With increased resources, most specifically Diplomatic Engagement funding for domestic travel and an additional full-time employee, PL would be able to expand the Department's reach in domestic engagement. An additional budget analyst or program analyst would allow PL to spearhead an enterprise approach to domestic travel by being able to serve as a strategic planner, coordinator, and tracker for domestic travel.



GLOBAL ENGAGEMENT CENTER



Cat Park--GEC on-line counter disinformation media literacy game.

GLOBAL ENGAGEMENT CENTER (GEC)

FY 2019 Actual	FY 2020 Actual	FY 2021 Actual	FY 2022 Actual	FY 2023 Enacted	FY 2024 Requested
\$78.17 million	\$60.01 million	\$62 million	\$63.10 million	\$67.82 million	\$65.34 million

Strategic Overview

The Global Engagement Center’s (GEC) congressional mandate, included in the FY 2017 National Defense Authorization Act (NDAA), is to “direct, lead, synchronize, integrate, and coordinate efforts of the federal government to recognize, understand, expose, and counter foreign state and foreign non-state propaganda and disinformation efforts aimed at undermining or influencing the policies, security, or stability of the United States and its allies and partner nations.”

The GEC leverages data science, insights from the academic community, and private sector tools and expertise combined with USG reporting to counter propaganda and disinformation. With staff from across the Civil Service and Foreign Service, U.S. interagency, and private sector, the GEC coordinates U.S. federal government efforts to ensure they are streamlined and to minimize duplication.

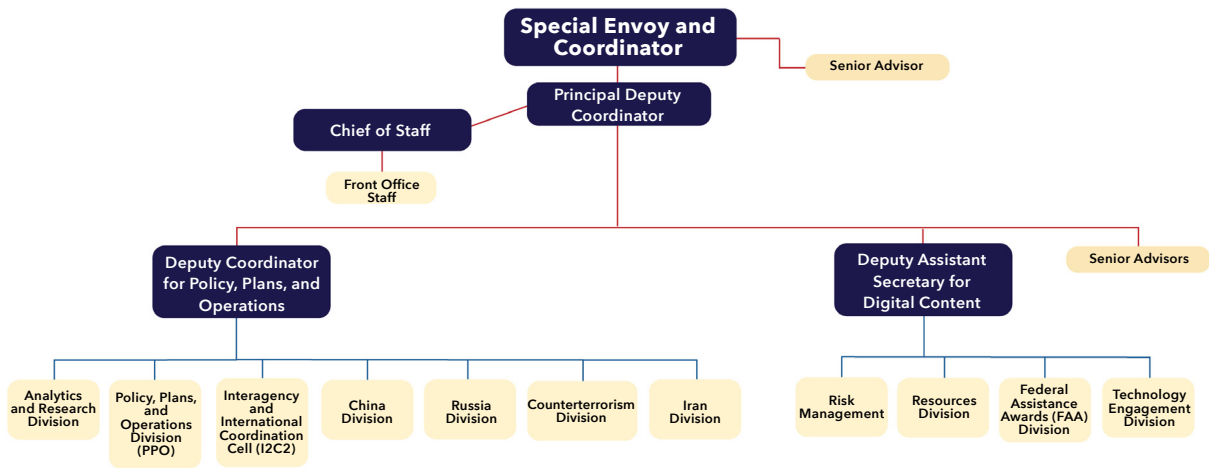
The FY 2017 NDAA (as amended by the FY 2019 NDAA) provided numerous legal authorities, including a Privacy Act authorization,

which permits the GEC to meet the rising demand from the interagency and international partners for effective data analytics. The FY 2017 NDAA also expanded the GEC’s grant-making authority, increasing the range of support that the GEC can provide to civil society organizations.

BUDGET

The GEC’s total FY 2023 enacted budget of \$67.8 million funds the office’s operations, counterterrorism programming, counter state-sponsored disinformation programming, data analytics and research, and technology engagement efforts. The GEC’s directly appropriated funds include Diplomatic Programs Public Diplomacy “.7” and Operations “.3” and American salaries. Additionally, the GEC received foreign assistance funds for China-related programmatic activities and funds as part of the Ukraine Supplemental appropriations to expand counter-disinformation work following Russia’s full-scale invasion of Ukraine.

Global Engagement Center Organizational Chart



PERSONNEL

Led by a Special Envoy/Coordinator, the GEC’s leadership team also includes a Principal Deputy Coordinator, two Deputy Coordinators, and several senior advisors. Currently, the GEC has 179 staff members – 14 Foreign Service Officers, 29 Civil Service employees, 6 interagency details, 116 third-party contractors, and 14 Personal Services Contractors (PSCs). The GEC is working to onboard additional PSCs and Civil Service employees during FY 2023.

PRINCIPAL LINES OF EFFORT

The GEC utilizes several lines of effort (LOEs) to achieve its mission. The GEC focuses on coordinating with the U.S. interagency, international partners, the private sector, civil society, and the technology sector to maximize the GEC’s ability to expose and counter foreign state and foreign non-state actor propaganda and disinformation efforts.

The GEC also continuously assesses and improves its own activities as well as those of its interagency and international partners. The GEC’s Monitoring, Evaluation, and Learning Team—as part of the Federal Assistance Awards Division—is responsible for planning, monitoring, data collection, assessing, and reporting on the GEC’s performance and impact using a multi-layered approach. Finally, the GEC strengthens its own workforce in terms of personnel, workspace, and budget. This LOE also reviews internal processes and makes organizational changes to optimize resource management.

The GEC’s unique authorities and congressional mandate provide the State Department with critical capabilities to promote strong integration and collaboration among U.S. government internal and external stakeholders.

THREAT-FOCUSED DIVISIONS

The GEC's threat-focused divisions coordinate across the U.S. government to conduct programs worldwide that carry out the organization's congressional mandate to counter propaganda and disinformation by state and non-state actors. They also share insights and relevant information on disinformation efforts—by violent extremists, Russia, China, and Iran—with the U.S. interagency, international partners, private sector, civil society, and technology sector.

- The **GEC's Russia Division** works to understand, oppose, and degrade Russia's global implementation of information confrontation through leadership of policy, programmatic, and analytic efforts across the USG interagency and with foreign partners. The division works in close collaboration with the regional bureaus, the U.S. European Command, multiple interagency partners, the EU and other multilateral partners, and a network of foreign government teams with similar missions to forge consensus on vulnerabilities and needs, and to synchronize and de-conflict programs and other efforts.

Beginning in 2019, in addition to its continuing focus on Europe, the Russia Division expanded its programming in Latin America, Sub-Saharan Africa, and Central Asia in response to dedicated Kremlin efforts to influence narratives in those regions. One of the Russia Division's key lines of work is exposing Russian disinformation to the general public. In 2022, the Russia Division supported the launch of a new public-facing webpage on the State Department's public website (state.gov/disarming-disinformation). The Russia Division regularly publishes on the state.gov webpage its reports and bulletins exposing the Kremlin's disinformation and propaganda ecosystem.

- The **GEC's China Division** works closely with the State Department's regional and functional bureaus as well as individual posts to ensure strategic alignment with policy priorities. The division also engages and coordinates closely with the interagency, including the Department of Defense, and international partners to achieve maximum effect.

To counter the People's Republic of China's (PRC) disinformation and propaganda efforts, the GEC China Division has designed a global strategy with three primary lines of effort: 1) Exposure: through analysis of foreign narratives, tactics, and techniques, the GEC works to expose false PRC narratives and promote informed decision making abroad; 2) Capacity Building: the GEC works with think tanks, academia, civil society and media to raise awareness and build resilience to foreign propaganda and disinformation, with a focus on areas vulnerable to foreign disinformation; 3) International Partnerships: the GEC coordinates with other nations to preserve a trusted information environment by sharing analyses and actions to mitigate the national security risks of foreign propaganda and disinformation.

Over the last few years GEC China programs have significantly increased awareness and collaboration between the United States and its allies and partners on the challenges PRC information manipulation poses to democracy and good governance across the globe.

- The **GEC Iran Division** focuses on monitoring Iranian disinformation to better understand the scope, trajectory, and preponderance of narratives as well as identifying amplifiers in both social and traditional media. By compiling and disseminating information with others in the State Department, throughout the interagency, and beyond, the GEC fosters a unity of effort in counter disinformation and propaganda initiatives related to Iran. The GEC Iran Division works in partnership with regional bureaus, others in the U.S. government, overseas missions, and third-party stakeholders to enable local voices in host countries

to better counter Iranian disinformation. This approach is rooted in the GEC's statutory authorities and follows good practices that emphasize the critical need for the voices of messaging campaigns to speak authentically to their audiences.

- The **GEC's Counterterrorism (CT) Division** leads the planning, coordination, and implementation of U.S. interagency and international partner campaigns that counter propaganda and disinformation by Violent Extremist Organizations (VEOs), disrupt their hierarchies, and degrade their ideologies. The GEC CT Division also convenes and strengthens networks of U.S. government and foreign partners, including allies in the Global Coalition to Defeat ISIS, as well as other partner nations and the private sector, to recognize, understand, expose, and counter VEO propaganda and disinformation. Finally, the GEC CT Division works to raise the awareness and resiliency of vulnerable audiences and promotes counter-narratives that challenge violent extremist organizations' propaganda, disinformation, and ideologies through engagement and programming with a variety of public/private partners and networks around the globe.

FUNCTIONAL DIVISIONS

The GEC's functional divisions work across threat actors and disciplines to support the GEC's threat divisions and U.S. and international partners through outreach and coordination with the tech sector and academia, and by providing data analytics, measurement and evaluation expertise, technology assessment, and grants management.

- The **GEC's Policy, Plans, and Operations Division (PPO)** provides policy development guidance and operational support by serving as a center of gravity for the development of GEC's strategy, collecting and sharing best practices in countering disinformation, offering measurement and evaluation expertise, and managing a broad range of operational support activities, including planning and graphic design services. The PPO Division includes the GEC's Academic and Think-Tank Outreach Unit, which leads the development of the "International Counter-Disinformation Research Agenda" for universities and think-tanks, facilitates information exchanges with academics, and manages outreach to over 700 U.S. and international researchers. The academic unit also tracks close to 100 sources of academic research relevant to countering disinformation and shares it in an easily accessible format with nearly 1,500 U.S. and international governmental counter disinformation practitioners. The PPO Division includes a Network Engagement and Training Cell that oversees the GEC-wide foreign partner network engagement and mobilization strategy and acts as the GEC's "central hub/repository" for CPD training curriculum.
- The **GEC's Interagency and International Coordination Cell (I2C2)** provides connectivity with interagency and international partners to accelerate responses to adversary propaganda and disinformation. The I2C2's liaison officers implement the GEC Strategic Plans LOE to establish a network of interagency, international, civil society, tech sector, and private sector partners.
- The **GEC's Analytics & Research Division (A&R)** uses quantitative analysis and context-specific qualitative input to provide actionable insights to address foreign disinformation and propaganda and shape strategic communication efforts. A&R is multi-disciplinary and includes data scientists, statisticians, intelligence analysts, strategic communications professionals, and geopolitical subject matter experts. This combination of professionals provides a range of skills to understand and effectively address foreign information manipulation and influence.

- The **GEC's Technology Engagement Division (TE)** defends against foreign disinformation and propaganda by transitioning technologies from concept to application at scale and in support of smart policies and operations. TE facilitates the use of a wide range of technologies and techniques by sharing expertise among U.S. Federal government departments and agencies, seeking expertise from external sources, and implementing best practices. TE advances the counter propaganda and disinformation mission through a portfolio of technology-based programs that identify, assess, test, and facilitate the implementation of emerging technologies against foreign propaganda and disinformation, in coordination with U.S. allies and partner nations.
- The **GEC's Resources Division** executes a broad range of internal management functions, liaises with all management-related external entities, and manages the execution of the GEC's budget. It works to ensure that resources are aligned and integrated to enable the activities of other GEC divisions and to advance the overall mission.
- The **GEC's Federal Assistance Awards Division (FAA)** oversees the management of all of GEC's federal assistance awards funded by the funded by the China, Counterterrorism, Iran, Russia, and Technology Engagement Divisions. The FAA Division ensures that all GEC federal assistance awards support the overall mission of the GEC and overall programming is measured, monitored, and evaluated to illustrate effectiveness and impact. The FAA Division consists of Monitoring & Evaluation specialists who provide multiple support functions throughout the GEC Divisions to include assisting with compliance with 18 FAM 300 regulations and in compliance with the 2018 Evidence Act. At the end of CY 2021, the GEC was managing a portfolio of 52 active and expired grants/cooperative agreements with a value totaling approximately \$86.2M. In addition, the GEC obligated funding for 12 new federal assistance awards in FY 2021 for a total of \$8.8M.

REPRESENTATIVE EXAMPLES OF OPERATIONAL EFFORTS

CAMPAIGN AND RESEARCH SUPPORT

- The GEC's China Division supported the development of a tool to track the *environmental impact of the PRC's actions* in Southeast Asia. This tool provides open-source data to the region, brings transparency to the PRC's rhetoric, and contrasts it with Beijing's actual impact on the region. The GEC's China Division has further supported efforts to expose and raise global awareness of *PRC messaging and activities in Xinjiang* by enabling a third-party implementer to develop the largest online repository of open source-data on the cultural destruction and the internment and genocide of Uyghurs in Xinjiang, injecting fact-based narratives on the PRC's Xinjiang policies into local information environments across the world. The project's reports have been downloaded over 600,000 times and the groundbreaking research, available in a dozen languages, has influenced governments, corporate behavior, and landmark policies globally.

In Central Asia, the GEC China Division supported work to produce fact-based, on-the-ground reporting about the PRC's growing political, economic, and informational influence in the region. The content created by locally mentored emerging writers and journalists offers credible alternatives to PRC propaganda and disinformation and highlights gaps in logic, inaccuracies, and misleading information underlying PRC narratives and activities. Collectively, these programs enabled the GEC to develop a comprehensive framework capturing the PRC's global information manipulation ecosystem, with a major report on these findings expected soon.

- GEC hosts international *Tech Challenges* to facilitate the use of a wide range of technologies and techniques addressing issues of foreign disinformation. Tech Challenges invite technologists from across a specific region to submit applications to present innovative counter propaganda and disinformation solutions to a judges panel and audience of government, civil society, private sector, and academic stakeholders. In May 2022, the U.S.-Eastern Europe Technology and Pop Challenge included solutions that combined technological innovation and pop culture content to address and counter foreign propaganda and disinformation. The Tech Challenge showcased rapidly deployable and novel solutions to counter Russian disinformation narratives, especially those aiming to degrade social cohesion in Ukraine. The event was held in collaboration with the Information Access Fund and its implementing partners, DT Institute, and with the Alliance of Democracies Foundation. Two awardees were selected: Debunk EU, an independent technology think tank and non-governmental organization that researches disinformation and runs educational media literacy campaigns, and Hromadske Radio, a Ukrainian non-commercial non-governmental news and talk radio station that aims to contribute to the sustainable development of Ukrainian communities and civic culture. In January 2023, Hromadske Radio published its first GEC-funded video podcast, an interview with Ukraine-based musician Oleh Skrypka, whose discussion of resistance through music netted over 41,000 views on YouTube since being released.
- The GEC's *We Are All Digital Citizens* campaign highlighted the replacement of Iran's Ministry of Education's image of a woman on the cover of a third-grade math textbook. The contrast between the original and new image highlighted the gender discrimination at the root of the Iranian regime's ideology, noting how such images falsely suggest that mathematics skills are limited to males. The ensuing dialogue among journalists, social media influencers, caricaturists and others online extracted an apology from the ministry and its promise to "amend the mistake" by restoring the original cover in time for the next school year. The reversal is significant because governments use such textbooks to subtly inculcate beliefs and values from an early age.

TARGETED CAMPAIGN AND OUTREACH INITIATIVES

- Support of *independent media* in Eastern Europe to continue to produce fact-based and unbiased news content in information environments targeted by Russia's state-sponsored media, disinformation, and propaganda.
- *Peer-2-Peer competition for military cadets in Ukraine* to develop programs for their fellow students to increase awareness of disinformation and propaganda and to provide creative and engaging solutions to counter these campaigns.
- Production of research on security and economic *threats posed by untrusted 5G networks* to support USG dialogue with international partners.
- *A Technology Testbed* to rapidly test emerging technology applications against foreign disinformation and propaganda challenges. GEC works with interagency and foreign partners to understand operational threats and identifies technological countermeasures to apply against the operational challenge via short-duration tests of promising technologies. Working with the Centre for Information Resilience (CIR) and Protection Group International (PGI), the GEC developed the Ukraine Content Aggregator. The closed platform compiles, verifies, and analyzes Russian, Ukrainian, and English language content related to the Russian invasion of Ukraine. Content is sourced from a variety

of channels including social media platforms like Telegram, VK, Instagram, and Facebook, sites like Institute of Democracy of Pylyp Orlyk, Donetsk Press Club, IT Army of Ukraine, and Meduza.io, and from personal firsthand accounts of citizens on the ground. The Ukraine Content Aggregator consolidated 10,000 pieces of verified incident data, allowing its users to see how Russia is waging a war both online and on the ground, and offering the ability to penetrate Russian propaganda.

- Strategic communications, targeted messaging, and narrative interventions to help build resilience to and *degrade VEOs' ability to recruit members, supporters, and sympathizers*, particularly among Arabic- and/or French-speaking populations in West Africa.

REPRESENTATIVE PUBLIC DIPLOMACY PROGRAM SUPPORT

- Supported the development of a *Strategic Communication Hub* interconnecting government, civil society, and the private sector in Central and Eastern Europe to establish a whole-of-society, whole-of-government approach to countering disinformation, propaganda, and hybrid threats.
- Established a bilateral diplomatic partnership with the UK to *deliver training for government communicators* in Latin America and sub-Saharan Africa to increase resilience and develop skill sets to recognize and counter foreign disinformation and propaganda.
- Developed foundations for a whole-of-society approach through the training and networking of civil society organizations in Latin America under the GEC's *Media Literacy Accelerator Network*, providing access to seasoned experts experienced in countering Russia's disinformation globally.
- Supported high-quality quantitative and qualitative research with sustained rollout campaigns that reinforce positive narratives of *U.S. economic contributions to third countries* and limit the space where PRC state-sponsored propaganda can take root.
- Enabled international China-related subject matter experts to brief their *findings on PRC coercive and corrupting practices* to foreign government officials, civil society advocates, academics, and media professionals in third countries.
- Supported comprehensive *mapping of violence-affected areas in West Africa* to better understand the needs and motivations of youth and to promote effective strategic communications practices that enable interventions for those individuals most susceptible to the propaganda/recruitment messages of VEOs.
- Launched the Technology Engagement Team (TET) Talk Program in July 2022 to create space for subject matter experts across government, academia, civil society, and industry to *discuss current and emerging trends in foreign propaganda and disinformation*. TET Talk events highlight disinformation tactics and techniques employed by foreign actors, and their misuse of technologies. The TET Talk program facilitates coordination across the U.S. interagency and partner nations in an unclassified setting, to amplify GEC efforts and avoid duplication. GEC records the talks and makes the content available to participants.
- Expanded the reach of *Harmony Square*, GEC's first game to train players to discern between reliable and unreliable information, making them significantly less likely to share bad information on social media. Now available in 18 languages, the game has been played over 400,000 times and used by four foreign governments ahead of democratic elections.



Technology Engagement Team (TET) Talk Program event.

GEC Programming in Depth: "Cat Park"

Training players to spot the tactics and techniques of malign actors and to pre-bunk disinformation is a vital response to the corrupting influence of disinformation on trust and social cohesion. In October 2022, the GEC officially launched its second online media literacy-promotion, counter disinformation game, Cat Park (<https://catpark.game/>). Cat Park builds on the success of the first game funded by GEC, Harmony Square (<https://harmonysquare.game/en>). Both games train players to pre-bunk real world disinformation, putting the U.S. government at the fore of efforts to move beyond reactive fact-checking, which tackles the supply-side of disinformation, and instead curtail demand for disinformation among international audiences.

Counter disinformation gaming leverages the appeal, educational power, and reach of games and the industry to promote media literacy and train vulnerable populations to pre-bunk foreign propaganda and disinformation. In the noir cityscape of Cat Park, players take on the role of a disinformation agent recruited into a shadowy social media pressure campaign. Players train with a group of eccentric activists with different media manipulation skill-sets - creating sensational headlines, memes, or synthetic media - but with a common cause: to bring down an outrageous public works project, a park for cats! After players destroy the fictional public square, Cat Park asks them to scoop out the litter. Using the inverse of the disinformation skills learned earlier in the game, players now seek to educate fellow citizens about the disinformation campaign and the media manipulation meant to hoodwink them.

Cat Park is a free-to-play, web browser-based game, that plays equally well on a computer or mobile phone. While the game is currently playable in English, French, Dutch, or Russian, each language edition of the game is unique. The game is localized so that the jokes and message will resonate with each new translation in the intended community. There are plans to add Amharic, Arabic, Bulgarian, German, Greek, Kurdish-Sorani, Polish, Serbian, Spanish, and Swahili this year - signs of significant demand signals for the game in schools and other educational environments from U.S. embassies and trusted foreign government partners. At the end of the game, which takes 10 to 15 minutes and is designed to be played once or twice, players receive a score based on their abilities to garner influence and mobilize followers. The game is appropriate for players 15 years and older.

EXPOSING RUSSIAN DISINFORMATION AND PROPAGANDA

Since the establishment of its public-facing Disarming Disinformation website in early 2022, the GEC has published over 20 reports and bulletins exposing Russia's disinformation and propaganda ecosystem. The GEC's Russia-focused publications provide in-depth analysis, exposing the Kremlin's tactics and techniques, pre-bunking and debunking the Kremlin's narratives, and discrediting the faces of Kremlin propaganda. In the leadup to and since Russia's February 2022 full-scale invasion of Ukraine, the GEC published public products exposing the role of state-funded RT and Sputnik outlets and pan-African influencers linked to Wagner Group and Yevgeniy Prigozhin in spreading Kremlin's disinformation. The GEC's analysis debunked Russia's disinformation narratives about history, Ukraine's statehood, biological weapons, the Black Sea Grain Initiative, and food insecurity and countered the Kremlin's efforts to use antisemitism to vilify Ukraine. The GEC bulletin series also highlighted the "Faces of Kremlin Propaganda" such as Dmitry Peskov, Vladimir Solovyov, Margarita Simonyan, and Maria Zakharova.

The Russia Division's publications receive international media attention. Kremlin propagandists frequently reacted publicly to the reports and bulletins, amplifying them to additional audiences. For example, its February 2023 report entitled "Disinformation Roulette: The Kremlin's Year of Lies to Justify an Unjustifiable War" garnered nearly 2 million views in one month, received high praise from the counter-disinformation community as a "must read" piece, and was cited twice by the Washington Post editorial board. The GEC's March 2023 bulletin entitled "The Kremlin's Never-Ending Attempt to Spread Disinformation about Biological Weapons" elicited a statement from the Russian Parliament condemning the bulletin, calling it "an example of hysteria and fear." Finally, the GEC's most recent bulletin highlighting Russia's effort to discredit the Black Sea Grain Initiative (while the Kremlin reaps record profits from the food prices it inflated) reached nearly 3.5 million across digital and social media.

GEC PROGRAMMING—DEVELOPING A WHOLE-OF-SOCIETY APPROACH

The GEC aims to help partners and allies develop a whole-of-society approach to countering disinformation. In a whole-of-society approach, governments, civil society, media, academia, and even private organizations are able to share information and expertise to better identify disinformation campaigns and develop joint strategic communication responses to more effectively counter emergent disinformation narratives. In support of this whole-of-society approach, the GEC works across more than 50 countries abroad to offer training on how to recognize coordinated campaigns, how to develop effective early intervention, how to organize effective responses to emergent narratives, and even when to recognize that the best response is to not respond at all. The GEC also works to connect networks of subject matter experts globally. To date, the GEC's training and events have reached more than 2 million participants globally.

Countering Russian Disinformation and Propaganda: Focus on The War in Ukraine

The GEC counters Russian disinformation and propaganda targeting the war in Ukraine through five core lines of effort:

- **Support for the Continuity of Independent Media:** The GEC assists independent media outlets displaced or otherwise harmfully impacted by Russia's invasion of Ukraine by supporting capacity development and resource needs to ensure the continuity of news production.
- **Support for Civil Society:** The GEC supports a whole-of-society approach to counter disinformation through capacity development and support for local civil society organizations working to counter disinformation locally.
- **Support for Research:** The GEC sponsors research programs that seek to better understand the use of disinformation and propaganda targeting Ukraine and the war in Ukraine.
- **Support for Technology:** The GEC sponsors the development and testing of and access to technology that helps local civil society organizations to identify and counter disinformation.
- **Support for Public Diplomacy:** The GEC works with Embassies, USG partners, and foreign partners to develop joint strategic communications which are aimed at countering disinformation targeting the war in Ukraine.

Looking Ahead

DefeatDisinfoTech Website: GEC will launch the new DefeatDisinfoTech website to serve as an interactive platform of technology resources available to help detect and counter foreign propaganda and disinformation.



DefeatDisinfoTech will provide a unique repository of information regarding commercial technologies and programs specifically tailored to address modern-day foreign, adversarial propaganda and disinformation challenges. DefeatDisinfoTech will support GEC partners at scale, strengthening a whole-of-government approach to counter disinformation efforts. The catalog of assessed counter propaganda and disinformation tools from around the world will enable users to find potential solutions for their unique localized operational needs. Finally, DefeatDisinfoTech will provide a platform for engaging GEC to answer relevant technology questions, and to identify ways in which to partner on future initiatives.

Broaden Interagency Coordination: To meet the demand from the interagency and the counter-disinformation community, the GEC is slated to grow its staff and capabilities and broaden its coordinating function. Each threat-based division will institutionalize processes for interagency coordination in support of a whole-of-government effort to counter foreign state and foreign non-state propaganda and disinformation. Additionally, the GEC seeks to lead the interagency in technology testing and implementation through its technology engagement programs. With additional resources and support from key stakeholders, GEC can better address the destabilizing effects of foreign state-sponsored disinformation and propaganda and disrupt violent extremist organizations' ability to recruit and inspire new followers.



FOREIGN SERVICE INSTITUTE PD TRAINING DIVISION



Communications component of crisis management training exercise at FSI.

FOREIGN SERVICE INSTITUTE PD TRAINING DIVISION (FSI)

FY 2019 Actual	FY 2020 Actual	FY 2021 Actual	FY 2022 Actual	FY 2023 Planned
\$2.22 million	\$1.60 million	\$1.60 million	\$1.20 million	\$2.45 million

Strategic Overview

The Department of State's National Foreign Affairs Training Center, Foreign Service Institute (FSI) provides training and professional development opportunities for personnel of the Department of State and the foreign affairs community. FSI has two core missions: promoting excellence across the Department and at U.S. missions around the world by providing world-class training and education and supporting transparency about the history of U.S. foreign policy. FSI promotes substantive, regional, and linguistic expertise, leadership finesse, personal resilience and innovative problem-solving. FSI has four schools (Language, Leadership, IT, and Professional and Area studies), the Office of the Historian, and the Transition Center and is supported by an Executive Office that oversees all administrative issues.

FSI's School of Professional and Area Studies (SPAS) conducts tradecraft, orientation, and area studies training for State Department employees, as well as employees from other U.S. government agencies. In FY 2022, SPAS's nine Divisions and one Center – Area Studies, Office Management Training, Consular Training, Orientation, Curriculum and Staff Development, Political Training, Economic and Commercial Studies, Public Diplomacy, and Management Team Training, and the Center for the Study of the Conduct of Diplomacy – offered 294 unique course offerings in classrooms and virtual settings, serving more than 12,000 participants and managed 132 distance learning courses serving more than 30,000 participants. In 2022 SPAS returned courses to classroom instruction while retaining options for virtual learning based on its experience during the COVID-19 pandemic.

Public Diplomacy Training

The mission of the Public Diplomacy (PD) Division of FSI/SPAS is to provide training on the core functions of public diplomacy, strategic planning and analytical frameworks, and technical skills for practitioners to design and implement public diplomacy initiatives that advance U.S. policy goals and interests.

The PD Training Division includes an FS-01 Foreign Service Officer (FSO) Director, a Civil Service Deputy Director, six FSOs serving as course leads and trainers, two Civil Service employees serving as a social media trainer and budget analyst, one Locally Employed (LE) Staff, four contract program assistants, and several Reemployed Annuitants (REA) as additional instructors.

The team provides training for PD practitioners (foreign service, civil service, LE Staff) through classroom courses that range from three days to three weeks. Most courses are offered multiple times per year both at FSI and locations overseas.

In FY 2022, PD Training offered nine classroom courses, most of them virtually, and eight distance-learning courses. In the fourth quarter several courses transitioned back to in-person instruction at the FSI campus, including two courses outside the D.C. area and

conferences. Classroom enrollments totaled 1,170 and more than a thousand completed distance learning courses.

The division projects more than 100 course offerings for the 2023 fiscal year. In addition, 12 distance learning courses designed for PD practitioners are available. All courses, including virtual offerings, feature an interactive curriculum along with the latest educational technologies, reflective of the latest approaches and research in adult learning theory.

PD Training includes a continuum of core tradecraft instruction that provides a common knowledge base for PD practitioners. Beyond these courses, the division offers elective courses that provide training on specific skills like strategic planning for PD, managing PD resources, social media and digital diplomacy, federal assistance administration, and working with media. All PD courses integrate the latest technological tools employed by the Office of Policy, Planning, and Resources under the Under Secretary for Public Diplomacy and Public Affairs to track programs, resources, and outcomes. The courses also incorporate the PD Framework and rely on the PD Foundations Learning Hub to provide additional resources to students. In response to the pandemic, PD Training adopted technology to support learning in a virtual environment. For its main teaching platform, PD Training selected a tool that allows for breakout rooms, polling, screen sharing and collaborative annotation, chat feature, and session recording.

While virtual training affords easier access, in-person training offers significant advantages for learning. PD Training endeavors to evaluate effectiveness on several levels, in accordance with FSI's established methodology. FSI uses Levels 1 through 3 of the Kirkpatrick's Four-Level Training Evaluation Model to evaluate course content, delivery, knowledge retention, and level of application back in the workplace. Most students gave positive responses to Level 1 surveys during FY 2022; however, many students commented that virtual classes could not provide the personal interaction in the classroom, critical for networking and building communication skills.

Supporting PD Modernization Efforts

PD Training plays an integral role in supporting the PD Modernization Initiative led by the office of the Under Secretary of Public Diplomacy and Public Affairs. In 2021, PD Training consolidated separate Cultural Affairs and Information Officer tradecraft courses into a single, three-week Public Diplomacy Officer class to provide a more audience-centered, policy-focused approach to PD programming in line with the PD modernization initiative. In addition, the two-week Public Affairs Officer (PAO) tradecraft course continued to be facilitated alongside the course for Political and Economics Section Heads. The combined sessions--which include strategic planning, working with the Front Office, and inclusive leadership skills--aim to engender more collaboration in advancing policy goals overseas and the shared modules received positive feedback in evaluations.

As previously recommended by the U.S. Advisory Commission on Public Diplomacy, PD Training is increasing specific courses on strategy and planning: its Strategic Planning Workshop and its course on resource management are now offered in-person both in Washington and abroad. Career PD officers teach the course, with consultation and participation by specialists from the Under Secretary's Policy and Planning office.

PD Training's modifications of courses for LE Staff also support R's PD modernization efforts. Building on the success of the pilot in 2021, the training team continues to offer its PD Foundations course to all employee categories, including LE Staff and civil service employees. The curriculum provides the foundational knowledge of why and how the State Department does public diplomacy and helps ensure all practitioners start out with the same understanding and direction. In FY 2022 and FY 2023, the class remained virtual, ensuring that new LE Staff and employees from around the world could participate more easily. In addition, PD Training offered more sessions.

Responding to the Department's policy priority of addressing foreign malign influence operations against the United States, its partners and allies, and other vulnerable countries, FSI launched a new course entitled "Propaganda and Disinformation" in 2021 and expanded the number of course offerings in 2022. To date, around 150 Department personnel, including foreign service, civil service, and locally employed staff, as well as members of the interagency have taken the course.

The class, co-taught by instructors from the Area Studies and Public Diplomacy teams and featuring leading expert guest speakers and real-world case studies, explores the psychological and sociological underpinnings of propaganda as a technique for manipulating target populations, explains how disinformation is wielded as a weapon to weaken social cohesion and unity, and elucidates effective approaches and best practices for building democratic resilience and countering the negative impacts of adversarial information operations.

Promoting Diversity and Inclusion Through Training

In 2022, PD training contracted with an academic expert from Cornell University to develop a specific training module for Public Affairs Officers to build their skills in leading inclusive teams. PD training included the Political and Economics Section Chiefs course participants in this module to build a cadre of section leaders overseas who have a foundation in the importance of supporting and modeling DEIA-focused inclusivity for their teams. PD training also added to the PD Foundations course new content on the basic definitions of DEIA, and on Public Diplomacy's role in external and internal DEIA efforts to ensure that all new PD practitioners are equipped with a strong grasp of the DEIA imperative. The PD Training team also participates in the School of Professional and Area Studies DEIA working group efforts that look at incorporating DEIA across the school's training.

Looking Ahead

Technology: Public Diplomacy Training is working with FSI as it adopts two major technology upgrades in FY22 and FY23: a new Student Information System designed to provide easier access for all students, greater security and data integrity, and a better platform for FSI to serve the Department workforce as well as a new learning management system for instructional content called FSiLearn.

LE Staff: PD Training continues to assess the learning needs of PD locally employed staff. The public diplomacy staffing initiative (PDSI) has resulted in significant changes in PD section staffing structures and LE Staff job responsibilities, so PD training is working closely with R/PPR to design LE Staff training that is reflective of the new roles and approaches underpinning PD modernization and PDSI. The aim is to resume the redesigned PD LE Staff-specific training by the end of 2023.

Training Delivery: PD Training has resumed in-person training at FSI as well as overseas. Most participants indicated in course surveys that networking was the most important part of tradecraft and that was hard to replicate in a virtual classroom. PD Training will continue to emphasize content creation, audience analysis, data literacy, network development, and monitoring and evaluation. PD training aims to ensure instruction is relevant and consistent and develops the skills necessary for PD officers to advance policy goals. PD Training will also continue to work closely with R/PPR, other elements of the R Family, and regional bureaus on course design and determining which classes should have virtual options. Finally, PD Training will continue to coordinate with other divisions at FSI and with interagency partners outside of FSI to include PD-focused content in their courses so other foreign affairs professionals understand the goals, opportunities, and capabilities of public diplomacy.



THE NATIONAL MUSEUM OF AMERICAN DIPLOMACY

Diplomacy is
more than
meets the
eye.



National Museum
of American Diplomacy

National Museum of American Diplomacy home page.

THE NATIONAL MUSEUM OF AMERICAN DIPLOMACY (NMAD)

Strategic Overview

As the first and only museum that tells the story of the history and practice of U.S. diplomacy, the National Museum of American Diplomacy (NMAD) serves a key foreign policy goal to communicate the importance of diplomacy to the American people. NMAD conducts virtual, in-person, and hybrid events, in addition to educational programming, and offers a wide range of online content and exhibits. NMAD programs and resources such as Diplomacy Classroom, Diplomatic Simulations, Discover Diplomacy, and an online Diplomatic Encyclopedia reach not only domestic audiences in all 50 states but are often used by U.S. embassies and consulates as public outreach tools. Through its collections, programming, and online content, NMAD invites members of the public to discover diplomacy and how it impacts their lives every day.

NMAD is supported through private donations to complete the exhibit halls that will showcase some of the 10,000+ items in the collection. The museum, located at the headquarters of the State Department, currently features an introductory exhibit, *Diplomacy Is Our Mission*, and continues planning for public opening of the first phase of the physical museum with a goal of opening by 2024. The museum staff includes 2 Foreign Service Officers, 8 Civil Service employees, and 10 contractors.


Major Collection Acquisitions, Program Highlights, and Key Initiatives



In April 2022, NMAD received an important addition to its collection with the donation of a specially commissioned bust of Secretary James A. Baker, III. Unveiled by Secretary Antony Blinken at an event attended by former Secretary Baker together with a distinguished audience, the bust, created by Swedish artist, Johan Falkman, is located in the Historic Lobby near the planned entrance to the museum's History of American Diplomacy Hall.

Other significant additions to NMAD's collection that illustrate the inner workings of diplomacy include items donated by Ambassador Christopher Hill from the Dayton Accord negotiations that brought an end to the war in the Balkans, and a Braille globe and other personal items of Avraham Rabby, a blind Foreign Service Officer who fought for himself and others who were blind to be able to join the Foreign Service.

In the wake of Russia's attack on Ukraine, NMAD hosted a virtual discussion in April 2022 with key Ukrainian museum directors and U.S. counterparts, highlighting the vital role of diplomacy in protecting

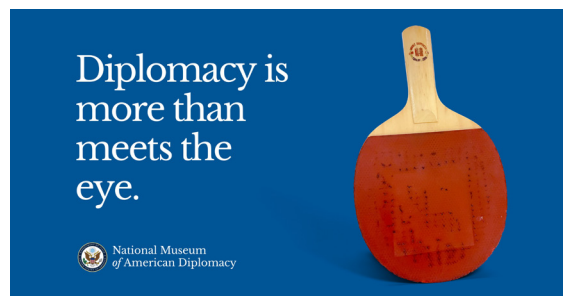


threatened cultural heritage in areas of conflict. Reaching a live virtual audience of nearly 500, including museum professionals around the United States, the museum directors outlined the targeted destruction of Ukrainian cultural monuments and artifacts, noting that the Russian attack was a "war against our memory, . . . our identity and culture, and . . . against our future." The expert panel also outlined needed assistance to rescue and preserve Ukrainian heritage, highlighting that "culture is a source of resilience and hope," and "what gives people a sense of who they are, and that's what people are fighting for."

In July 2022, NMAD hosted an immersive professional development workshop for 6th-12th grade teachers in the Washington, DC metropolitan area, covering the work of the State Department and the practice of diplomacy. Supported by a grant from the Morris and Gwendolyn Cafritz Foundation, the workshop permitted the participants to develop plans to incorporate the history, practice, and skills of diplomacy into their teaching curricula.

At a time when COVID restrictions limited in-person programs and public access to the museum, NMAD focused on enhancing its online presence to make its extensive resources on U.S. diplomacy available to a broad audience. During 2022, more than 400,000 users visited the website, representing a 130% increase over 2021, with more than 900,000 page views—a 189% increase over 2021.

In November 2022, NMAD launched a redesigned website that provides a platform for future interactive content and hybrid programming. The new website features a growing searchable database of its collections with interactive components, an extensive database of teaching materials, and a growing library of stories of diplomacy and online exhibits. This redesigned resource is intended to expand NMAD's audience and play a vital role in supporting its mission to tell the story of diplomacy to the American public.





U.S. PUBLIC DIPLOMACY IN AFRICA



TechWomen program participants, U.S. Embassy Kigali.

BUREAU OF AFRICAN AFFAIRS (AF)

	FY 2019 Actual	FY 2020 Actual	FY 2021 Actual	FY 2022 Actual	FY 2023 Planned
DP (.7)	\$44.18 million	\$43.27 million	\$45.30 million	\$45.40 million	\$42.34 million
American Salaries	\$20.26 million	\$18.82 million	\$19.90 million	\$21.75 million	\$23.50 million
Supplemental	\$5.85 million	\$4.60 million	\$3.10 million	\$3.90 million	\$6.75 million
USAGM	\$28.83 million	\$32.63 million	\$34.11 million	\$36.22 million	\$34.53 million
Total	\$99.12 million	\$99.32 million	\$102.41 million	\$107.27 million	\$107.12 million

Strategic Overview

The Bureau of African Affairs (AF) employs the full range of public diplomacy programs and tools to advance U.S. policy priorities and objectives. The Office of Public Affairs and Public Diplomacy (AF/PDPA) provides strategic direction, policy guidance, and program support to the bureau and to public diplomacy sections at U.S. missions in the region. AF/PDPA staff consist of 24 direct-hire employees who support 110 Foreign Service Officers and 479 locally employed staff in 47 embassies, four consulates, the U.S. Mission to the African Union, and 137 American Spaces. AF's public diplomacy budget of approximately \$42 million annually supports the salaries of local staff and program funding for field operations.

Sub-Saharan Africa presents a number of opportunities and challenges to the conduct of public diplomacy. These include:

PRC and Russia Disinformation/Misinformation: The People's Republic of China (PRC) and Russia and its proxies exert their influence on government and public audiences in ways that undermine democratic systems, promote corrupt practices, and sow social division. The PRC invests heavily in professional exchange programs, university scholarships, communications infrastructure, and paid news media content. Its state news agency, Xinhua, has more African correspondents than all Western media organizations combined. In many remote areas of the region, PRC news and entertainment programming is available at reduced cost. Its content and messaging present the PRC as the political and economic partner of choice.

The Kremlin's disinformation campaigns promote false narratives to undermine the presence of U.S., French, and multilateral institutions. The Russian regime has also successfully exploited cultural flash points in order to generate social division while positioning itself as the security partner of choice. The presence of the Kremlin-backed Wagner Group in sub-Saharan African countries has led to democratic backsliding, economic exploitation, and human rights abuses. Its disinformation activities are prevalent in Mali, the Central African Republic, and other parts of Central and West Africa.

Terrorism and Violent Extremism: ISIS and Al-Qaeda affiliates in the Sahel and Lake Chad regions, the Horn of Africa, and Mozambique propagate radical ideologies to attract recruits and support from vulnerable communities. Other violent extremist organizations are present in many countries. These political actors operate side by side with transnational criminal organizations in the illicit sale and trafficking of weapons, drugs, humans, rare minerals, and artifacts

which destroy lives, prosperity, and cultural heritage. The UN estimates that half of those killed by terrorists in 2022 were in sub-Saharan Africa.

Youth and Population Growth: According to the United Nations, sub-Saharan Africa is growing in population at a rate three times that of the rest of the world. By 2050, Nigeria will become the world's fourth most populated country. The region's business and educational services sectors are not keeping pace with the demands for jobs and aspirations of African youth who represent the next generation of tech innovators, creative entrepreneurs, climate activists, and grassroots leaders. For Africa's youth population, the U.S. is a model, and visa services and public diplomacy programs sponsored by U.S. embassies and consulates are frequently oversubscribed.

Internet Connectivity: Internet connectivity in the region is prone to daily interruptions and uncompetitive data pricing. The poor connectivity impacts the ability of start-up businesses to sustain operations, stifles university and commercial research, and limits the reach of virtual programming by U.S. missions and their public diplomacy staffs.

Staffing Gaps: Approximately 40 percent of Public Diplomacy Sections at AF missions are staffed by one American officer, many of whom are on their first or second public diplomacy tour. Compounding the situation, U.S. missions are chronically understaffed, leading to prolonged gaps and recruiting cycles. AF/PDPA dedicates significant time, funds, and its Washington and Paris-based staff to address short-term needs. In the long term, AF/PDPA supports substantive mentoring programs for both American officers and local staff.

U.S. Foreign Policy Goals

Published in August 2022, the U.S. Strategy Towards Sub-Saharan Africa includes the following four strategic objectives:

- Foster Openness and Open Societies
- Deliver Democratic and Security Dividends
- Advance Pandemic Recovery and Economic Opportunity
- Support Conservation, Climate Adaptation, and Just Energy Transition

Two core assumptions underlie these objectives. The first is that the region is critical to advancing USG global priorities in democratic strengthening, economic opportunity, clean energy and climate adaptation, health and food security, and other U.S. national security interests. The second is that the U.S. should affirm and encourage African agency by including African voices in the era's most

consequential conversations. In the conduct of public diplomacy, the U.S. aims to leverage the historical ties between Africans and Americans, including the diaspora, in addressing global challenges.

In December 2022, the United States hosted delegations from 49 African countries and the African Union at the second U.S. - Africa Leaders Summit. Civil society organizations, business leaders, and representatives of the African diaspora participated in unprecedented numbers during the three-day summit. A key outcome consisted of the establishment of the President's Advisory Council on African Diaspora Engagement representing first and second-generation diaspora as well as heritage diaspora with the aim of strengthening ties between African communities on the continent, the U.S. government, the African Diaspora in the United States, and the global African Diaspora.

The Summit also produced the \$800 million Digital Transformation with Africa initiative to expand digital access and literacy across the continent. Other public-focused deliverables consisted of an expansion of the Young African Leaders Initiative and other signature programs in university partnerships, social entrepreneurship, and women's empowerment.

U.S. Public Diplomacy Program Objectives

CONTEXT AND PRIMARY AUDIENCES

For decades, the United States has had enduring ties with African communities and publics, including generations of Peace Corps Volunteers and people-to-people exchanges pioneered by historically Black colleges and universities, increasing trade and investment flows, life-changing health access and awareness programs like PEPFAR, and influential collaborations in film, popular music, fashion, and other entertainment fields.

Today's African audiences are sophisticated consumers and, increasingly, producers of information in a dynamic and competitive environment. Radio remains the technology capable of reaching the largest number of Africans, especially broadcasts of content in local languages. At the same time, mobile phone use now outpaces that of hardwired infrastructure, and use of smart phones is increasing. Internet penetration is as high as 90 percent in some urban areas. All U.S. missions in the region support websites and use social media platforms like Facebook, Instagram, Twitter, and YouTube. Web and social media content review is a daily priority for public diplomacy staff, along with tracking audience engagement with ubiquitous mobile apps like WhatsApp and promoting professional skills among journalists and media literacy for researchers and students. In this context, U.S. missions have continued some virtual programming activities retooled during public health conditions imposed at the height of the COVID-19 pandemic. These activities proved effective at reaching public audiences who embraced digital engagement in large numbers, as well as those residing in remote areas.

Consistent with the National Security Strategy and the U.S. Strategy Towards Sub-Saharan Africa, USG public diplomacy programs aim squarely at youth. Africa has the world's youngest population and highest population growth rate. The capacity of African governments and businesses to provide services is limited, and the demand for access to higher education far exceeds the annual number of university admissions. The United States enjoys a comparative advantage at present in the areas of English language learning,

opportunities for study in the United States, and individual professional development. Along with American colleges and universities, U.S. government exchange programs have tens of thousands of alumni on the continent who U.S. missions regularly engage as partners and audiences on the range of policy priorities. While most Africans are not inclined to choose among foreign partners, alumni audiences are receptive to U.S. priorities and American values and offer U.S. missions ready networks and access to other communities wary of the U.S. brand.

In its focus on youth, AF is mindful that these audiences are also the most vulnerable to political instability and curtailment of civil rights, unemployment and lack of opportunity, health threats, and the predations of violent extremist organizations. The backlog of student and travel visas also continues to affect legitimate travel, including in some individual cases for programs sponsored by the U.S. government. In line with the Department's DEIA principles, U.S. missions in the region are committed to engaging marginalized groups both in the conduct and the substance of USG public diplomacy.

KEY PUBLIC DIPLOMACY INITIATIVES

Educational, cultural, and professional exchanges are at the core of U.S. relationships in Africa. These programs create deep and lasting connections with Africa, allow African leaders to experience the United States firsthand, showcase American academic, cultural, and artistic traditions, and promote trust and understanding of U.S. society and values. In addition, AF/PDPA programming seeks to foster and facilitate young Africans' participation in the global development of open societies, good governance, and economic development.

AF/PDPA's Africa Regional Services (ARS) office in Paris provides strategic advising to posts in four areas. The ARS Nouveaux Horizons imprint acquires, translates, and sells policy relevant American books, e-books, and audiobooks in French across francophone Africa. The ARS digital media support team produces tailored content and trains staff. ARS' programming and media support team recruits expert speakers and performing artists. ARS support for American Spaces acquires and curates French and Portuguese print and digital content for posts.

The bureau and officers in the field rely on 137 American Spaces in capital and regional cities, as well as EducationUSA Advising Centers, to provide effective forums to engage priority audiences, with an emphasis on youth and women. AF/PDPA engagement also draws heavily on programs such as Fulbright academic and cultural exchanges, Hubert Humphrey Fellowships, International Visitor Leadership Program exchanges, U.S. Speakers, Sports United, and Cultural Envoy programs. U.S. missions use English-language education, educational advising, and cultural, professional, and thematic programs to directly engage, inform, and influence audiences.

The Young African Leaders Initiative (YALI) continues to be a resource to engage and support the rising generation of civil society, public service, and business leaders. The digital YALI Network boasts more than 600,000 members across the continent and helps future leaders develop the skills and connections they need to become positive forces for change. Key audiences include youth, women, elected officials, entrepreneurs, traditional and social media practitioners, teachers, and academics, as well as members of often-marginalized groups. More than 5,800 individuals have participated in YALI's flagship Mandela Washington Fellowship, and more than 22,000 Africans have completed training at the Regional Leadership Centers.



Mandela Washington Fellowship for Young African Leaders Alumni Symposium in South Africa, March 2023.

Promoting higher education in the United States and developing university exchanges and linkages between African and U.S. institutions of learning remain priorities. Over 42,500 African students studied in the United States in 2021-2022, an increase of more than 8 percent over the pre-pandemic number of students. The AF Bureau's University Partnership Initiative (UPI) continued to expand in 2022. Launched in 2019, it has grown to over \$5.50 million in funding to promote student and staff exchanges, joint research, improved academic administration, and public-private partnerships. In total, UPI has created 22 partnerships in 12 African countries, with funding awarded on a competitive basis in consultation with U.S. embassies. At the African Leadership Summit in December of 2022, the White House designated the UPI as an official deliverable with an additional \$1.50 million in funding.

U.S. exchange program alumni are consistently some of the United States' strongest contacts and partners in their respective fields. This global network of exchange alumni includes current and former heads of state, Nobel laureates, Pulitzer Prize winners, Olympic athletes, award-winning artists, and community leaders. The Alumni Engagement Innovation Fund (AEIF) promotes a post-driven alumni engagement opportunity, offering posts flexibility in collaborating with alumni teams to develop public service-oriented projects that directly support their individual Mission goals and foreign policy objectives. In 2022, the Office of Alumni Affairs supported 41 projects in Africa on topics including health care, entrepreneurship, civic engagement, volunteerism, the democratic process, and technology.



U.S. Embassy South Africa celebrates Africa, Climate Week and Women Leaders in Africa 2022.

Representative Public Diplomacy Programs

Defending Free and Fair Elections: AF/PDPA awarded a regional grant to the University of Massachusetts and the Center for Democracy and Development (CDD-Nigeria) to host a conference for 50 civil society professionals and journalists from Kenya, Angola, Nigeria, Zimbabwe, Sierra Leone, Liberia, Madagascar, DRC, Gabon, and South Sudan. Conference speakers at the January 2023 event included experts from the Carter Center, the International Foundation for Electoral Systems, UMASS Boston and the Department of State. The conference aimed at strengthening the organizations' capacity to enhance civic participation and engage in advocacy and oversight before, during, and after the elections. Special focus was given to increasing youth participation in election processes. Participants were also eligible to apply for small grants to implement lessons learned in each of their countries.

Separately, AF/PDPA supported individual U.S. mission country teams' efforts during election periods. In advance of Nigeria's national elections held in February 2023, the U.S. Embassy in Abuja sent a TV crew and radio journalist to the United States to report on the U.S. mid-term elections. The embassy collaborated with AF and the Department's Foreign Press Centers in Washington and Atlanta to facilitate the journalists' access to state election officials, campaign activities, and voters. The journalists filed stories back to their home stations about the U.S. election process, including the use of early and absentee voting as means to greater voter turnout.

Preventing Conflict and Building Peace Networks: African governments are responding with military force to the security and governance threats posed by Al-Qaeda and ISIS affiliates, homegrown violent extremist organizations, and transnational criminal organizations. Less frequently deployed are civilian-led means and organizations that focus on the communities in the zones of conflict. These communities are often targets of combatants for recruiting and radicalization as well as means of illicit support. AF/PDPA awarded a regional grant to Code for Africa to strengthen efforts to counter violent extremist propaganda at the local level in two border regions of West Africa. The project successfully identified community and social media influencers in Mali, Niger, Cote d'Ivoire, and Burkina Faso, then created communication networks among them and across shared borders in order to build community resilience to terrorist predations.

In a separate but similar activity, the U.S. Mission in Togo reported success earlier this year in using the Department's International Visitor Leadership Program and other sustained public diplomacy engagement to help the Government of Togo create a whole-of-government CVE approach including civil society organizations representing women and youth, local religious leaders, and media outlets.

Finally, in response to widespread circulation of disinformation in Uganda's digital space about Russia's war of aggression in Ukraine that disparaged the U.S. as responsible for the war and its negative economic consequences, the U.S. mission's public diplomacy section conducted this past year a series of virtual meetings called Dignity Dialogues to create peer to peer connections between credible civil society voices, journalists, and academic professionals in Ukraine and Uganda. With funding from the Department's Global Engagement Center, the meetings fostered informed, fact-based conversations among Uganda's elite communities to reduce their susceptibility to this disinformation.



American Corner Program, U.S. Embassy South Africa.

Promoting Transparency and Civic Engagement: As noted in the U.S. Strategy Towards Sub-Saharan Africa, U.S. support for democratic governance in Africa depends on cultivating open societies that allow for civic engagement by diverse groups of citizens. With support from AF/PDPA's Africa Regional Services branch and the University of Georgia, the U.S. Mission in Zimbabwe organized a two-year online course beginning in 2021 under the rubric of the African Civic Engagement Academy. Over 90 Zimbabweans from government, business, academia, and civil society completed the course, which highlights the importance of finding nonviolent ways to improve

one's own local community and how to solicit input from community stakeholders. In an environmentally focused journalism training program in 2023, the U.S. Mission in Zambia hosted VOA Paris correspondent Lisa Bryant to train 22 journalists from a key mining region on how to use the techniques of investigative journalism to report on cases of air and water pollution. Finally, in response to attacks on press freedoms over the past year, several U.S. Missions in AF marked World Press Freedom Day, including the U.S. Mission in Cameroon whose Public Diplomacy Section launched a media outreach campaign by the Ambassador and other Mission leaders, culminating in a ten-day study tour for journalists to the U.S. on countering disinformation.

Prepare Women and Youth with Skills for the 21st Century:

AF/PDPA supported women entrepreneurs through exchange programs, including the Academy for Women Entrepreneurs (AWE), IVLP, TechWomen, the Fortune-U.S. Department of State Global Women's Mentoring Partnership, YALI, and small grant-based initiatives at post. AWE was especially effective in empowering female entrepreneurs in 25 countries with the practical skills, professional knowledge, and networks to begin or scale their businesses. In the fall of 2022 and for the fourth year running, Mission South Africa used a public diplomacy grant to bring together 20-25 women entrepreneurs ages 21-35 in five cities to start their own businesses. Over the course of 16 weeks and hosted by the Mission's American Spaces, the entrepreneurs participated in master classes, networking sessions, and business pitch practices in conjunction with learning the virtual DreamBuilder platform created by Arizona State University's Thunderbird School of Global Management and FreeportMcMoRan. And as in previous years, AWE program graduates subsequently and successfully competed for U.S. African Development Foundation seed funding to pursue their business plans.

SPOTLIGHT ON FUNDING AND RESOURCE GAPS: IMPACTS BY THE NUMBERS

Of the six Department regional bureaus, the Bureau of African Affairs has the second-largest number of Public Diplomacy Sections (50) but received only 11% of the Department's PD budget for regional bureaus. Just under 40% of AF PD Sections are staffed by a single U.S. Direct Hire Officer, and most of these positions are FS-03 level positions, meaning AF PD sections are also staffed with less-experienced officers.

With growing Russia and People's Republic of China (PRC) influence across Africa – fueled by their aggressive media campaigns, censorship practices, state funded disinformation networks, and exchange programs – the dearth of PD funding and staffing means that the United States will continue to lose ground with African partners among publics in those countries as well as critical international fora such as the UN, where African countries align their votes with allies. The lack of PD resources also compromises the USG's ability to promote stability, good governance, and human rights in the region.

With additional funds for AF, the Department could accomplish the following:

- **Increase the number of educational, professional, and cultural exchange slots allocated to the AF region by the Bureau of Educational and Cultural Affairs.** Department-sponsored exchange programs are among the most effective means to build and retain public support for U.S. priorities, but the number of exchange slots for Africa has not changed significantly in recent years. In fact, fewer slots are allocated to African visitors through the Fulbright, IVLP, and other major Department-sponsored exchange programs than to any other of the six geographic regions, even though Africa is the second most populous continent and the fastest growing.
- **Procure news media analysis, public audience research, and grant administration on a regional basis in order to redirect U.S. staff away from time-consuming administrative tasks and towards engaging key individuals and institutions.** Along with individual posts, the Department funds discrete polling or audience research projects of foreign public opinion on policy priorities. However, posts lack resources to sustain empirical analysis year-to-year. Coupled with rising demand from Washington for reporting and analysis of news content and for administrative processing of grants using Department-monitored databases, officers and locally employed staff routinely must choose between data entry and audience outreach. Consolidation of news media analysis, public audience research, and grant administration tools on a regional basis would help posts to meet their outreach and evaluation requirements.
- **Increase the number of American Spaces across the region.** Russia and China have made significant investments in the education and cultural sectors across sub Saharan Africa. According to a 2022 report, the PRC has more than 60 Confucius Institutes in 46 African countries while Russia has more than 20 cultural and language centers in 12 African countries. With 160 American Spaces in 44 African countries, the USG has a comparative advantage that should be leveraged by increasing the number of American Spaces in those countries most vulnerable to Russian and Chinese influence.

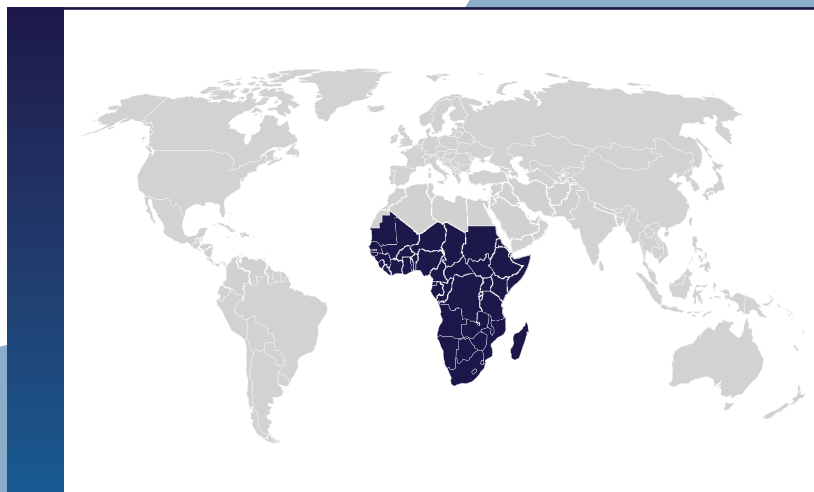
FY 2022 AF PD SPENDING RANKED BY POST

		FY 2019		FY 2020		FY 2021		FY 2022	
	Country Name	DP (.7)	Supplemental	DP (.7)	Supplemental	DP (.7)	Supplemental	DP (.7)	Supplemental
1	Nigeria	\$4.13 million	\$1.17 million	\$4.11 million	\$688,810	\$4.10 million	\$615,077	\$4.14 million	\$329,843
2	African Regional Services	\$2.17 million	\$970,158	\$2.28 million	\$1.95 million	\$2.64 million	\$1.36 million	\$2.66 million	\$1.64 million
3	South Africa	\$2.58 million	\$860,529	\$2.48 million	\$1.94 million	\$2.93 million	\$1.92 million	\$3.01 million	\$1.08 million
4	Zimbabwe	\$1.30 million	\$47,140	\$1.40 million	\$99,858	\$1.52 million	\$146,297	\$1.58 million	\$258,734
5	Democratic Republic of the Congo	\$1.19 million	\$720,579	\$1.26 million	\$715,175	\$1.31 million	\$274,389	\$1.35 million	\$429,129
6	Kenya	\$1.60 million	\$909,350	\$1.69 million	\$143,323	\$1.65 million	\$660,750	\$1.68 million	\$50,836
7	Ghana	\$1.11 million	\$14,636	\$1.23 million	\$630,178	\$1.10 million	\$51,536	\$1.21 million	\$355,236
8	Ethiopia - Addis Ababa & USAU	\$1.19 million	\$2.33 million	\$1.27 million	\$1.23 million	\$1.24 million	\$652,475	\$1.30 million	\$227,756
9	Mali	\$558,500	\$281,575	\$585,500	\$508,200	\$689,600	\$1,503,875	\$679,00	\$703,312
10	Liberia	\$282,800	\$12,150	\$378,853	\$118,982	\$483,700	\$3,650	\$490,800	\$793,755
11	Botswana	\$540,500	\$48,557	\$517,100	\$190,489	\$568,900	\$38,850	\$637,048	\$579,980
12	Tanzania	\$683,300	\$17,050	\$739,300	\$239,165	\$774,300	\$433,344	\$871,077	\$333,216
13	Cote d'Ivoire	\$1.02 million	\$18,820	\$1.07 million	\$384,257	\$1.42 million	\$474,947	\$1.13 million	\$52,538
14	Uganda	\$627,000	\$443,853	\$715,200	\$242,869	\$756,900	\$106,800	\$771,300	\$411,506
15	Angola	\$937,500	\$60,025	\$694,616	\$4,300	\$919,400	\$6,325	\$1.16 million	\$6,100
16	Senegal	\$925,000	\$23,850	\$894,000	\$254,435	\$997,200	\$151,715	\$1 million	\$155,889
17	Mozambique	\$839,500	\$297,325	\$838,000	\$69,697	\$878,700	\$45,000	\$905,800	\$195,000
18	Benin	\$427,100	\$120,526	\$504.20	\$63,217	\$559,700	\$94,952	\$563,700	\$471,993
19	Cameroon	\$761,100	\$54,420	\$835,500	\$220,281	\$961,700	\$141,455	\$944,500	\$5,430
20	Sudan	\$716,600	\$19,140	\$747,00	\$525,590	\$837,200	\$3,123	\$869,900	\$7,740
21	Niger	\$576,400	\$223,875	\$592,700	\$1,000	\$675,000	\$132,475	\$659,700	\$203,470
22	Burkina Faso	\$673,500	\$186,850	\$724,300	\$54,580	\$785,100	\$104,050	\$724,300	\$30,050
23	Zambia	\$693,100	\$360,375	\$661,600	\$29,369	\$760,400	\$40,283	\$789,400	\$13,697
24	Togo	\$460,400	\$152,425	\$548,100	\$98,635	\$699,639	\$5,110	\$700,339	\$29,521

		FY 2019		FY 2020		FY 2021		FY 2022	
	Country Name	DP (.7)	Supplemental	DP (.7)	Supplemental	DP (.7)	Supplemental	DP (.7)	Supplemental
25	Namibia	\$450,200	\$133,450	\$431,400	\$30,890	\$488,500	\$1,675	\$482,400	\$239,706
26	Madagascar & Comoros	\$411,600	\$148,475	\$417,500	\$131,050	\$416,600	\$287,910	\$418,100	\$265,175
27	Chad	\$445,400	\$30,950	\$456,000	\$90,100	\$621,400	\$150,950	\$613,100	\$1,000
28	Guinea	\$476,400	\$12,900	\$559,200	\$70,922	\$570,400	\$3,607	\$594,500	\$7,400
29	Mauritania	\$414,700	\$42,875	\$478,200	\$104,996	\$479,500	\$149,084	\$492,100	\$100,570
30	Rwanda	\$529,700	\$80,600	\$548,300	\$320,839	\$540,200	\$550	\$556,100	\$3,300
31	Malawi	\$412,800	\$10,025	\$439,00	\$118,851	\$466,500	\$94,625	\$549,385	\$3,900
32	South Sudan	\$240,600	\$304,750	\$283,500	\$108,669	\$295,100	\$167,764	\$300,400	\$186,828
33	Eritrea	\$405,000	\$56,277	\$436,400	\$15,852	\$448,700	\$1,652	\$471,000	\$2,952
34	Central African Republic	\$185,500	\$38,050	\$163,500	\$446	\$268,500	\$51,250	\$317,692	\$74,700
35	Sierra Leone	\$224,200	\$12,325	\$205,470	\$49,030	\$237,200	\$323,390	\$253,700	\$138,625
36	Djibouti	\$214,800	\$2,375	\$237,330	\$1,500	\$271,400	\$2,675	\$335,674	\$48,500
37	The Gambia	\$174,900	\$2,750	\$228,521	\$1,700	\$279,800	\$875,000	\$279,500	\$103,950
38	Eswatini	\$260,500	\$31,620	\$237,376	\$37,792	\$244,976	\$15,925	\$304,025	\$66,233
39	Cabo Verde	\$174,800	\$107,250	\$208,200	\$23,700	\$233,500	\$72,784	\$293,385	\$74,330
40	Republic of Congo	\$250,800	\$21,821	\$282,500	\$27,000	\$321,100	\$43,725	\$349,231	\$1,500
41	Equatorial Guinea	\$195,700	\$111,500	\$267,600	\$6,300	\$315,970	\$51,900	\$340,270	\$3,200
42	Burundi	\$253,900	\$131,00	\$241,500	\$51,068	\$242,700	\$25,368	\$244,500	\$78,630
43	Somalia	\$260,600	\$87,300	\$152,800	\$7,400	\$288,800	\$300	\$295,400	\$1,200
44	Gabon, Sao Tome & Principe	\$254,400	\$8,265	\$249,400	\$19,041	\$297,000	\$1,975	\$290,800	\$1,400
45	Mauritius & Seychelles	\$324,700	\$25,600	\$314,400	\$30,900	\$275,900	\$43,325	\$273,400	\$5,950
46	Lesotho	\$181,900	\$54,450	\$174,665	\$47,704	\$184,600	\$23,745	\$185,400	\$2,500
47	Guinea Bissau	\$59,700	\$75	\$56,800	\$2,552	\$62,000	\$75	\$61,600	\$52,050

U.S. PUBLIC DIPLOMACY IN AFRICA

COUNTRY PROFILES



Angola



PD Spending FY22: \$1,170,600
DP (.7) FY22: \$1,164,500

97th Global PD Spending Rank FY22 +26.45% Change in PD Spending from FY21

Demographics & Literacy

Geographical Area (sq. km.): 1,246,700
Population: 35,588,987
Below 24 yrs. old: 66.5%
Refugee population: 58,512
Urban population: 68.7%
GDP/Capita: \$6,200 (2020 est.)
Unemployment: 10.4%
Below Poverty Line: 32.3% (2018 est.)
Literacy Rate: 71.1%
Avg. Years of Education:
Not Available (M), Not Available (F)

Social & Media Indicators

Inclusive Internet Index: 94th
Social Progress Index: 153rd
Corruption Perception Index: 116th
Economic Freedom Index: 139th (Mostly Unfree)
Media Freedom Index: 99th
Internet Penetration: 36.0%
Social Media Penetration: 8.0%
Mobile Connections: 46.5%
Most Used SNS: Facebook
Global Soft Power: 111th
Gender Inequality: 136th

Benin



PD Spending FY22: \$1,035,693
DP (.7) FY22: \$563,700

108th Global PD Spending Rank FY22 +58.21% Change in PD Spending from FY21

Demographics & Literacy

Geographical Area (sq. km.): 112,622
Population: 13,352,864
Below 24 yrs. old: 65.9%
Refugee population: Not Available
Urban population: 50.1%
GDP/Capita: \$3,300 (2020 est.)
Unemployment: 1.8%
Below Poverty Line: 38.5% (2019 est.)
Literacy Rate: 42.4%
Avg. Years of Education:
12 (2020) (M), 10 (2020) (F)

Social & Media Indicators

Inclusive Internet Index: 96th
Social Progress Index: 122nd
Corruption Perception Index: 72nd
Economic Freedom Index: 81st (Moderately Free)
Media Freedom Index: 121st
Internet Penetration: 29%
Social Media Penetration: 13.2%
Mobile Connections: 91.8%
Most Used SNS: Facebook
Global Soft Power: Not Available
Gender Inequality: 152nd

Botswana



PD Spending FY22: \$1,217,028
DP (.7) FY22: \$637,048

90th Global PD Spending Rank FY22 +100.25% Change in PD Spending from FY21

Demographics & Literacy

Geographical Area (sq. km.): 581,730
Population: 2,630,296
Below 24 yrs. old: 48.9%
Refugee population: Not Available
Urban population: 72.9%
GDP/Capita: \$16,000 (2020 est.)
Unemployment: 21.2%
Below Poverty Line: 19.3% (2009 est.)
Literacy Rate: 88.5%
Avg. Years of Education:
12 (2021) (M), 12 (2021) (F)

Social & Media Indicators

Inclusive Internet Index: 81st
Social Progress Index: 93rd
Corruption Perception Index: 35th
Economic Freedom Index: 61st (Moderately Free)
Media Freedom Index: 95th
Internet Penetration: 61%
Social Media Penetration: 49.6%
Mobile Connections: 167.4%
Most Used SNS: Facebook
Global Soft Power: 96th
Gender Inequality: 117th

Burkina Faso



PD Spending FY22: \$808,150
DP (.7) FY22: \$778,100

126th Global PD Spending Rank FY22 -9.11% Change in PD Spending from FY21

Demographics & Literacy

Geographical Area (sq. km.): 274,200
Population: 22,673,762
Below 24 yrs. old: 63.9%
Refugee population: 33,611
Urban population: 32.5%
GDP/Capita: \$2,200 (2020 est.)
Unemployment: 5.2%
Below Poverty Line: 41.4% (2018 est.)
Literacy Rate: 39.3%
Avg. Years of Education:
9 (2020) (M), 9 (2020) (F)

Social & Media Indicators

Inclusive Internet Index: 98th
Social Progress Index: 142nd
Corruption Perception Index: 77th
Economic Freedom Index: 100th (Mostly Unfree)
Media Freedom Index: 41st
Internet Penetration: 27.3%
Social Media Penetration: 10%
Mobile Connections: 118.1%
Most Used SNS: Facebook
Global Soft Power: Not Available
Gender Inequality: 157th

Burundi



PD Spending FY22: \$323,130
DP (.7) FY22: \$244,500

165th Global PD Spending Rank FY22 +20.54% Change in PD Spending from FY21

Demographics & Literacy

Geographical Area (sq. km.): 27,830
Population: 12,889,576
Below 24 yrs. old: 63.6%
Refugee population: 85,470
Urban population: 14.8%
GDP/Capita: \$700 (2020 est.)
Unemployment: 1.1%
Below Poverty Line: 64.6% (2014 est.)
Literacy Rate: 68.4%
Avg. Years of Education:
11 (2018) (M), 11 (2018) (F)

Social & Media Indicators

Inclusive Internet Index: Not Available
Social Progress Index: 160th
Corruption Perception Index: 171st
Economic Freedom Index: 172nd (Repressed)
Media Freedom Index: 107th
Internet Penetration: 14.6%
Social Media Penetration: 6.1%
Mobile Connections: 59.9%
Most Used SNS: Facebook
Global Soft Power: Not Available
Gender Inequality: 127th

Cabo Verde



PD Spending FY22: \$367,715
DP (.7) FY22: \$293,385

159th Global PD Spending Rank FY22 +20.06% Change in PD Spending from FY21

Demographics & Literacy

Geographical Area (sq. km.): 4,033
Population: 593,149
Below 24 yrs. old: 46.6%
Refugee population: Not Available
Urban population: 68.0%
GDP/Capita: \$6,000 (2020 est.)
Unemployment: 13.9%
Below Poverty Line: 35% (2015 est.)
Literacy Rate: 86.8%
Avg. Years of Education:
12 (2018) (M), 13 (2018) (F)

Social & Media Indicators

Inclusive Internet Index: Not Available
Social Progress Index: 75th
Corruption Perception Index: 35th
Economic Freedom Index: 49th (Moderately Free)
Media Freedom Index: 36th
Internet Penetration: 61.9%
Social Media Penetration: 54%
Mobile Connections: 103.3%
Most Used SNS: Facebook
Global Soft Power: Not Available
Gender Inequality: 84th

Cameroon



PD Spending FY22: \$949,930
DP (.7) FY22: \$944,500

113th Global PD Spending Rank FY22 -13.89% Change in PD Spending from FY21

Demographics & Literacy

Geographical Area (sq. km.): 475,440
Population: 27,914,536
Below 24 yrs. old: 62.4%
Refugee population: 487,818
Urban population: 59.3%
GDP/Capita: \$3,600 (2020 est.)
Unemployment: 4.1%
Below Poverty Line: 37.5% (2014 est.)
Literacy Rate: 77.1%
Avg. Years of Education:
13 (2016) (M), 11 (2016) (F)

Social & Media Indicators

Inclusive Internet Index: 88th
Social Progress Index: 138th
Corruption Perception Index: 142nd
Economic Freedom Index: 136th (Mostly Unfree)
Media Freedom Index: 118th
Internet Penetration: 36.5%
Social Media Penetration: 16.5%
Mobile Connections: 78.7%
Most Used SNS: Facebook
Global Soft Power: 109th
Gender Inequality: 148th

Central African Republic



PD Spending FY22: \$392,392
DP (.7) FY22: \$317,692

154th Global PD Spending Rank FY22 +22.72% Change in PD Spending from FY21

Demographics & Literacy

Geographical Area (sq. km.): 622,984
Population: 5,579,144
Below 24 yrs. old: 59.4%
Refugee population: 6,351
Urban population: 43.6%
GDP/Capita: \$900 (2020 est.)
Unemployment: 7.0%
Below Poverty Line: 62% (2008 est.)
Literacy Rate: 37.4%
Avg. Years of Education:
8 (2012) (M), 6 (2012) (F)

Social & Media Indicators

Inclusive Internet Index: Not Available
Social Progress Index: 168th
Corruption Perception Index: 150th
Economic Freedom Index: 168th (Repressed)
Media Freedom Index: 101st
Internet Penetration: 7.1%
Social Media Penetration: 2.8%
Mobile Connections: 33.1%
Most Used SNS: Facebook
Global Soft Power: Not Available
Gender Inequality: 166th

Chad



PD Spending FY22: \$614,100
DP (.7) FY22: \$613,100

136th Global PD Spending Rank FY22 -20.49% Change in PD Spending from FY21

Demographics & Literacy

Geographical Area (sq. km.): 1,284,000
Population: 17,723,315
Below 24 yrs. old: 67.2%
Refugee population: 575,499
Urban population: 24.4%
GDP/Capita: \$1,500 (2020 est.)
Unemployment: 1.5%
Below Poverty Line: 42.3% (2018 est.)
Literacy Rate: 22.3%
Avg. Years of Education:
9 (2015) (M), 6 (2015) (F)

Social & Media Indicators

Inclusive Internet Index: Not Available
Social Progress Index: 167th
Corruption Perception Index: 167th
Economic Freedom Index: 146th (Repressed)
Media Freedom Index: 104th
Internet Penetration: 19%
Social Media Penetration: 3.3%
Mobile Connections: 52.2%
Most Used SNS: Facebook
Global Soft Power: Not Available
Gender Inequality: 165th

Cote d'Ivoire



PD Spending FY22: \$1,183,038
DP (.7) FY22: \$1,130,500

94th Global PD Spending Rank FY22 -37.57% Change in PD Spending from FY21

Demographics & Literacy

Geographical Area (sq. km.): 322,463
Population: 28,160,542
Below 24 yrs. old: 58.7%
Refugee population: Not Available
Urban population: 53.1%
GDP/Capita: \$5,200 (2020 est.)
Unemployment: 2.8%
Below Poverty Line: 39.5% (2018 est.)
Literacy Rate: 89.9%
Avg. Years of Education:
12 (2020) (M), 10 (2020) (F)

Social & Media Indicators

Inclusive Internet Index: 78th
Social Progress Index: 127rd
Corruption Perception Index: 99th
Economic Freedom Index: 76th (Moderately Free)
Media Freedom Index: 37th
Internet Penetration: 36.3%
Social Media Penetration: 23.4%
Mobile Connections: 137.8%
Most Used SNS: Facebook
Global Soft Power: 87th
Gender Inequality: 155th

Democratic Republic of the Congo



PD Spending FY22: \$1,776,229
DP (.7) FY22: \$1,347,100

68th Global PD Spending Rank FY22 +12.11% Change in PD Spending from FY21

Demographics & Literacy

Geographical Area (sq. km.): 2,344,858
Population: 99,010,212
Below 24 yrs. old: 65.8%
Refugee population: 520,407
Urban population: 47.4%
GDP/Capita: \$1,100 (2020 est.)
Unemployment: 5.1%
Below Poverty Line: 63% (2014 est.)
Literacy Rate: 77.0%
Avg. Years of Education:
10 (2013) (M), 9 (2013) (F)

Social & Media Indicators

Inclusive Internet Index: 100th
Social Progress Index: 161st
Corruption Perception Index: 166th
Economic Freedom Index: 160th (Repressed)
Media Freedom Index: 125th
Internet Penetration: 17.6%
Social Media Penetration: 5.0%
Mobile Connections: 46.9%
Most Used SNS: Facebook
Global Soft Power: Not Available
Gender Inequality: 151st

Djibouti



PD Spending FY22: \$384,174
DP (.7) FY22: \$335,674

156th Global PD Spending Rank FY22 +40.17% Change in PD Spending from FY21

Demographics & Literacy

Geographical Area (sq. km.): 23,200
Population: 1,120,849
Below 24 yrs. old: 50.3%
Refugee population: 20,199
Urban population: 78.6%
GDP/Capita: \$5,500 (2020 est.)
Unemployment: 28.0%
Below Poverty Line: 21.1% (2017 est.)
Literacy Rate: Not Available
Avg. Years of Education:
7 (2011) (M), 7 (2011) (F)

Social & Media Indicators

Inclusive Internet Index: Not Available
Social Progress Index: 143rd
Corruption Perception Index: 130th
Economic Freedom Index: 120th (Mostly Unfree)
Media Freedom Index: 164th
Internet Penetration: 59%
Social Media Penetration: 16.6%
Mobile Connections: 44.5%
Most Used SNS: Facebook
Global Soft Power: Not Available
Gender Inequality: Not Available

Equatorial Guinea



PD Spending FY22: \$343,470
DP (.7) FY22: \$340,270

163rd Global PD Spending Rank FY22 -6.63% Change in PD Spending from FY21

Demographics & Literacy

Geographical Area (sq. km.): 28,051
Population: 1,674,908
Below 24 yrs. old: 58.7%
Refugee population: Not Available
Urban population: 74.4%
GDP/Capita: \$17,000 (2020 est.)
Unemployment: 9.1%
Below Poverty Line: 44% (2011 est.)
Literacy Rate: 95.3%
Avg. Years of Education:
Not Available (M), Not Available (F)

Social & Media Indicators

Inclusive Internet Index: Not Available
Social Progress Index: 156th
Corruption Perception Index: 171st
Economic Freedom Index: 163rd (Repressed)
Media Freedom Index: 141st
Internet Penetration: 26.2%
Social Media Penetration: 8.6%
Mobile Connections: 54.7%
Most Used SNS: Facebook
Global Soft Power: Not Available
Gender Inequality: Not Available

Eritrea



PD Spending FY22: \$473,952
DP (.7) FY22: \$471,000

151st Global PD Spending Rank FY22 +5.24% Change in PD Spending from FY21

Demographics & Literacy

Geographical Area (sq. km.): 117,600
Population: 3,684,032
Below 24 yrs. old: 58.8%
Refugee population: Not Available
Urban population: 43.3%
GDP/Capita: \$1,600 (2017 est.)
Unemployment: 6.8%
Below Poverty Line: 50% (2004 est.)
Literacy Rate: 76.6%
Avg. Years of Education:
8 (2015) (M), 7 (2015) (F)

Social & Media Indicators

Inclusive Internet Index: Not Available
Social Progress Index: 166th
Corruption Perception Index: 162nd
Economic Freedom Index: 171st (Repressed)
Media Freedom Index: 179th
Internet Penetration: 8%
Social Media Penetration: 30%
Mobile Connections: 22.7%
Most Used SNS: LinkedIn
Global Soft Power: Not Available
Gender Inequality: Not Available

Eswatini



PD Spending FY22: \$370,258
DP (.7) FY22: \$304,025

158th Global PD Spending Rank FY22 +41.92% Change in PD Spending from FY21

Demographics & Literacy

Geographical Area (sq. km.): 17,364
Population: 1,201,670
Below 24 yrs. old: 52.3%
Refugee population: Not Available
Urban population: 24.8%
GDP/Capita: \$8,400 (2020 est.)
Unemployment: 24.6%
Below Poverty Line: 58.9% (2016 est.)
Literacy Rate: 88.4%
Avg. Years of Education:
13 (2013) (M), 12 (2013) (F)

Social & Media Indicators

Inclusive Internet Index: Not Available
Social Progress Index: 145th
Corruption Perception Index: 130th
Economic Freedom Index: 141st (Mostly Unfree)
Media Freedom Index: 131st
Internet Penetration: 47%
Social Media Penetration: 34.6%
Mobile Connections: 104.3%
Most Used SNS: Facebook
Global Soft Power: Not Available
Gender Inequality: 138th

Ethiopia

Funding data for Ethiopia & USAU.



PD Spending FY22: \$1,529,756
DP (.7) FY22: \$1,302,000

77th Global PD Spending Rank FY22 -19.17% Change in PD Spending from FY21

Demographics & Literacy

Geographical Area (sq. km.): 1,104,300
Population: 123,379,924
Below 24 yrs. old: 59.3%
Refugee population: 870,590
Urban population: 23.2%
GDP/Capita: \$2,300 (2020 est.)
Unemployment: 3.9%
Below Poverty Line: 23.5% (2015 est.)
Literacy Rate: 51.8%
Avg. Years of Education:
8 (2012) (M), 8 (2012) (F)

Social & Media Indicators

Inclusive Internet Index: 92nd
Social Progress Index: 150th
Corruption Perception Index: 94th
Economic Freedom Index: 150th (Repressed)
Media Freedom Index: 114th
Internet Penetration: 25%
Social Media Penetration: 5.3%
Mobile Connections: 49.1%
Most Used SNS: Facebook
Global Soft Power: 110th
Gender Inequality: 129th

Gabon

Post also oversees programs in Sao Tome & Principe.



PD Spending FY22: \$292,200
DP (.7) FY22: \$290,800

168th Global PD Spending Rank FY22 -2.27% Change in PD Spending from FY21

Demographics & Literacy

Geographical Area (sq. km.): 267,667
Population: 2,388,992
Below 24 yrs. old: 58.35%
Refugee population: Not Available
Urban population: 91.0%
GDP/Capita: \$14,400 (2020 est.)
Unemployment: 21.8%
Below Poverty Line: 33.4% (2017 est.)
Literacy Rate: 84.7%
Avg. Years of Education:
14 (2012) (M), 16 (2012) (F)

Social & Media Indicators

Inclusive Internet Index: 76th
Social Progress Index: 105th
Corruption Perception Index: 136th
Economic Freedom Index: 115th (Mostly Unfree)
Media Freedom Index: 105th
Internet Penetration: 62%
Social Media Penetration: 35.5%
Mobile Connections: 135%
Most Used SNS: Facebook
Global Soft Power: Not Available
Gender Inequality: 140th

The Gambia



PD Spending FY22: \$383,450
DP (.7) FY22: \$279,500

157th Global PD Spending Rank FY22 +36.62% Change in PD Spending from FY21

Demographics & Literacy

Geographical Area (sq. km.): 11,300
Population: 2,705,992
Below 24 yrs. old: 55.3%
Refugee population: Not Available
Urban population: 64.5%
GDP/Capita: \$2,200 (2020 est.)
Unemployment: 5%
Below Poverty Line: 48.6% (2015 est.)
Literacy Rate: 50.8%
Avg. Years of Education:
Not Available (M), Not Available (F)

Social & Media Indicators

Inclusive Internet Index: Not Available
Social Progress Index: 124th
Corruption Perception Index: 110th
Economic Freedom Index: 102nd (Mostly Unfree)
Media Freedom Index: 50th
Internet Penetration: 51%
Social Media Penetration: 18.3%
Mobile Connections: 167.3%
Most Used SNS: Facebook
Global Soft Power: Not Available
Gender Inequality: 153rd

Ghana



PD Spending FY22: \$1,566,536
DP (.7) FY22: \$1,211,300

76th Global PD Spending Rank FY22 +36.04% Change in PD Spending from FY21

Demographics & Literacy

Geographical Area (sq. km.): 238,533
Population: 33,475,870
Below 24 yrs. old: 56.1%
Refugee population: Not Available
Urban population: 59.2%
GDP/Capita: \$5,300 (2020 est.)
Unemployment: 3.9%
Below Poverty Line: 23.4% (2016 est.)
Literacy Rate: 79.0%
Avg. Years of Education:
12 (2020) (M), 12 (2020) (F)

Social & Media Indicators

Inclusive Internet Index: 73rd
Social Progress Index: 98th
Corruption Perception Index: 72nd
Economic Freedom Index: 89th (Mostly Unfree)
Media Freedom Index: 60th
Internet Penetration: 53%
Social Media Penetration: 27.4%
Mobile Connections: 140%
Most Used SNS: Facebook
Global Soft Power: 92nd
Gender Inequality: 130th

Guinea



PD Spending FY22: \$601,900
DP (.7) FY22: \$594,500

138th Global PD Spending Rank FY22 +4.86% Change in PD Spending from FY21

Demographics & Literacy

Geographical Area (sq. km.): 245,857
Population: 13,859,341
Below 24 yrs. old: 60.5%
Refugee population: Not Available
Urban population: 38.1%
GDP/Capita: \$2,700 (2020 est.)
Unemployment: 5.8%
Below Poverty Line: 43.7% (2018 est.)
Literacy Rate: 39.6%
Avg. Years of Education:
10 (2014) (M), 8 (2014) (F)

Social & Media Indicators

Inclusive Internet Index: Not Available
Social Progress Index: 162nd
Corruption Perception Index: 147th
Economic Freedom Index: 129th (Mostly Unfree)
Media Freedom Index: 84th
Internet Penetration: 23%
Social Media Penetration: 17.6%
Mobile Connections: 102.4%
Most Used SNS: Facebook
Global Soft Power: Not Available
Gender Inequality: 157th

Guinea-Bissau

U.S. Virtual presence in Dakar, Senegal.



PD Spending FY22: \$113,650
DP (.7) FY22: \$61,600

173rd Global PD Spending Rank FY22 +83.08% Change in PD Spending from FY21

Demographics & Literacy

Geographical Area (sq. km.): 36,125
Population: 2,105,566
Below 24 yrs. old: 63.6%
Refugee population: 7,757
Urban population: 45.5%
GDP/Capita: \$1,800 (2020 est.)
Unemployment: 3.7%
Below Poverty Line: 67% (2015 est.)
Literacy Rate: 59.9%
Avg. Years of Education:
Not Available (M), Not Available (F)

Social & Media Indicators

Inclusive Internet Index: Not Available
Social Progress Index: 154th
Corruption Perception Index: 164th
Economic Freedom Index: 166th (Repressed)
Media Freedom Index: 92nd
Internet Penetration: 28%
Social Media Penetration: 14.2%
Mobile Connections: 95.5%
Most Used SNS: Facebook
Global Soft Power: Not Available
Gender Inequality: 159th

Kenya



PD Spending FY22: \$1,728,236
DP (.7) FY22: \$1,677,400

71st Global PD Spending Rank FY22 -25.21% Change in PD Spending from FY21

Demographics & Literacy

Geographical Area (sq. km.): 580,367
Population: 54,027,487
Below 24 yrs. old: 59.2%
Refugee population: 516,809
Urban population: 29.5%
GDP/Capita: \$4,200 (2020 est.)
Unemployment: 5.6%
Below Poverty Line: 36.1% (2015 est.)
Literacy Rate: 81.5%
Avg. Years of Education:
Not Available (M), Not Available (F)

Social & Media Indicators

Inclusive Internet Index: 58th
Social Progress Index: 115th
Corruption Perception Index: 123rd
Economic Freedom Index: 138th (Mostly Unfree)
Media Freedom Index: 69th
Internet Penetration: 42%
Social Media Penetration: 21.1%
Mobile Connections: 114.2%
Most Used SNS: Facebook
Global Soft Power: 100th
Gender Inequality: 128th

Lesotho



PD Spending FY22: \$187,900
DP (.7) FY22: \$185,400

170th Global PD Spending Rank FY22 -9.81% Change in PD Spending from FY21

Demographics & Literacy

Geographical Area (sq. km.): 30,355
Population: 2,305,825
Below 24 yrs. old: 50.6%
Refugee population: Not Available
Urban population: 30.4%
GDP/Capita: \$2,300 (2020 est.)
Unemployment: 18.3%
Below Poverty Line: 49.7% (2017 est.)
Literacy Rate: 79.4%
Avg. Years of Education:
12 (2017) (M), 13 (2017) (F)

Social & Media Indicators

Inclusive Internet Index: Not Available
Social Progress Index: 129th
Corruption Perception Index: 99th
Economic Freedom Index: 157th (Repressed)
Media Freedom Index: 88th
Internet Penetration: 51.9%
Social Media Penetration: 24.5%
Mobile Connections: 118.1%
Most Used SNS: Facebook
Global Soft Power: Not Available
Gender Inequality: 144th

Liberia



PD Spending FY22: \$1,284,555
DP (.7) FY22: \$490,800

84th Global PD Spending Rank FY22 +163.58% Change in PD Spending from FY21

Demographics & Literacy

Geographical Area (sq. km.): 111,369
Population: 5,302,681
Below 24 yrs. old: 63.7%
Refugee population: Not Available
Urban population: 53.6%
GDP/Capita: \$1,400 (2020 est.)
Unemployment: 3.7%
Below Poverty Line: 50.9% (2016 est.)
Literacy Rate: 48.3%
Avg. Years of Education:
Not Available (M), Not Available (F)

Social & Media Indicators

Inclusive Internet Index: 99th
Social Progress Index: 146th
Corruption Perception Index: 142nd
Economic Freedom Index: 159th (Repressed)
Media Freedom Index: 75th
Internet Penetration: 22%
Social Media Penetration: 14.3%
Mobile Connections: 70%
Most Used SNS: Facebook
Global Soft Power: Not Available
Gender Inequality: 164th

Madagascar

Post also oversees programs in Comoros.



PD Spending FY22: \$683,275
DP (.7) FY22: \$418,100

134th Global PD Spending Rank FY22 **-3.01%** Change in PD Spending from FY21

Demographics & Literacy

Geographical Area (sq. km.): 587,041
Population: 29,611,714
Below 24 yrs. old: 58.92%
Refugee population: Not Available
Urban population: 40.6%
GDP/Capita: \$1,500 (2020 est.)
Unemployment: 2.3%
Below Poverty Line: 70.7% (2012 est.)
Literacy Rate: 76.7%
Avg. Years of Education:
10 (2018) (M), 10 (2018) (F)

Social & Media Indicators

Inclusive Internet Index: 95th
Social Progress Index: 151st
Corruption Perception Index: 142nd
Economic Freedom Index: 98th (Mostly Unfree)
Media Freedom Index: 98th
Internet Penetration: 22.3%
Social Media Penetration: 10.9%
Mobile Connections: 43%
Most Used SNS: Facebook
Global Soft Power: 102nd
Gender Inequality: 143rd

Malawi



PD Spending FY22: \$553,285
DP (.7) FY22: \$549,385

144th Global PD Spending Rank FY22 **-1.40%** Change in PD Spending from FY21

Demographics & Literacy

Geographical Area (sq. km.): 118,484
Population: 20,405,317
Below 24 yrs. old: 66.4%
Refugee population: 55,340
Urban population: 18.3%
GDP/Capita: \$1,500 (2020 est.)
Unemployment: 5.7%
Below Poverty Line: 51.5% (2016 est.)
Literacy Rate: 62.1%
Avg. Years of Education:
11 (2011) (M), 11 (2011) (F)

Social & Media Indicators

Inclusive Internet Index: 93rd
Social Progress Index: 125th
Corruption Perception Index: 110th
Economic Freedom Index: 134th (Mostly Unfree)
Media Freedom Index: 80th
Internet Penetration: 20.2%
Social Media Penetration: 4.1%
Mobile Connections: 51.4%
Most Used SNS: Facebook
Global Soft Power: Not Available
Gender Inequality: 142nd

Mali



PD Spending FY22: \$1,382,312
DP (.7) FY22: \$679,000

81st Global PD Spending Rank FY22 **-36.98%** Change in PD Spending from FY21

Demographics & Literacy

Geographical Area (sq. km.): 1,240,192
Population: 22,593,590
Below 24 yrs. old: 66.7%
Refugee population: 54,698
Urban population: 46.2%
GDP/Capita: \$2,200 (2020 est.)
Unemployment: 2.6%
Below Poverty Line: 42.1% (2019 est.)
Literacy Rate: 35.5%
Avg. Years of Education:
8 (2017) (M), 7 (2017) (F)

Social & Media Indicators

Inclusive Internet Index: 91st
Social Progress Index: 152nd
Corruption Perception Index: 137th
Economic Freedom Index: 114th (Mostly Unfree)
Media Freedom Index: 111th
Internet Penetration: 29.9%
Social Media Penetration: 10.2%
Mobile Connections: 111.5%
Most Used SNS: Facebook
Global Soft Power: Not Available
Gender Inequality: 155th

Mauritania



PD Spending FY22: \$592,670
DP (.7) FY22: \$492,100

140th Global PD Spending Rank FY22 **-5.71%** Change in PD Spending from FY21

Demographics & Literacy

Geographical Area (sq. km.): 1,030,700
Population: 4,736,139
Below 24 yrs. old: 57.3%
Refugee population: 123,128
Urban population: 57.7%
GDP/Capita: \$5,000 (2020 est.)
Unemployment: 11.3%
Below Poverty Line: 31% (2014 est.)
Literacy Rate: 53.5%
Avg. Years of Education:
8 (2020) (M), 9 (2020) (F)

Social & Media Indicators

Inclusive Internet Index: Not Available
Social Progress Index: 155th
Corruption Perception Index: 130th
Economic Freedom Index: 119th (Mostly Unfree)
Media Freedom Index: 97th
Internet Penetration: 35.8%
Social Media Penetration: 20.7%
Mobile Connections: 102.8%
Most Used SNS: Facebook
Global Soft Power: Not Available
Gender Inequality: 161st

Mauritius

Post also oversees programs in Seychelles.



PD Spending FY22: \$279,350
DP (.7) FY22: \$273,400

169th Global PD Spending Rank FY22 **-12.49%** Change in PD Spending from FY21

Demographics & Literacy

Geographical Area (sq. km.): 2,040
Population: 1,299,469
Below 24 yrs. old: 33.5%
Refugee population: Not Available
Urban population: 40.9%
GDP/Capita: \$19,500 (2020 est.)
Unemployment: 8%
Below Poverty Line: 10.3% (2017 est.)
Literacy Rate: 91.3%
Avg. Years of Education:
14 (2012) (M), 16 (2012) (F)

Social & Media Indicators

Inclusive Internet Index: Not Available
Social Progress Index: 47th
Corruption Perception Index: 57th
Economic Freedom Index: 30th (Mostly Free)
Media Freedom Index: 64th
Internet Penetration: 64.9%
Social Media Penetration: 78.6%
Mobile Connections: 154%
Most Used SNS: Facebook
Global Soft Power: 67th
Gender Inequality: 82nd

Mozambique



PD Spending FY22: \$1,100,800
DP (.7) FY22: \$905,800

103rd Global PD Spending Rank FY22 **+19.17%** Change in PD Spending from FY21

Demographics & Literacy

Geographical Area (sq. km.): 799,380
Population: 32,969,518
Below 24 yrs. old: 65.5%
Refugee population: 19,557
Urban population: 38.8%
GDP/Capita: \$1,200 (2020 est.)
Unemployment: 3.9%
Below Poverty Line: 46.1% (2014 est.)
Literacy Rate: 60.7%
Avg. Years of Education:
10 (2017) (M), 9 (2017) (F)

Social & Media Indicators

Inclusive Internet Index: 97th
Social Progress Index: 147th
Corruption Perception Index: 142nd
Economic Freedom Index: 142nd (Mostly Unfree)
Media Freedom Index: 116th
Internet Penetration: 23.1%
Social Media Penetration: 9.3%
Mobile Connections: 52.5%
Most Used SNS: Facebook
Global Soft Power: 114th
Gender Inequality: 136th

Namibia



PD Spending FY22: \$722,106
DP (.7) FY22: \$482,400

131st Global PD Spending Rank FY22 +47.32% Change in PD Spending from FY21

Demographics & Literacy

Geographical Area (sq. km.): 824,292
Population: 2,567,012
Below 24 yrs. old: 56%
Refugee population: 6,096
Urban population: 54.9%
GDP/Capita: \$8,900 (2020 est.)
Unemployment: 21.3%
Below Poverty Line: 17.4% (2015 est.)
Literacy Rate: 91.5%
Avg. Years of Education:
Not Available (M), Not Available (F)

Social & Media Indicators

Inclusive Internet Index: 88th
Social Progress Index: 106th
Corruption Perception Index: 59th
Economic Freedom Index: 95th (Mostly Unfree)
Media Freedom Index: 18th
Internet Penetration: 51%
Social Media Penetration: 32.8%
Mobile Connections: 113th
Most Used SNS: Facebook
Global Soft Power: Not Available
Gender Inequality: 111th

Niger



PD Spending FY22: \$863,170
DP (.7) FY22: \$659,700

118th Global PD Spending Rank FY22 +6.90% Change in PD Spending from FY21

Demographics & Literacy

Geographical Area (sq. km.): 1,267,000
Population: 26,207,977
Below 24 yrs. old: 70.6%
Refugee population: 252,751
Urban population: 17.1%
GDP/Capita: \$1,200 (2020 est.)
Unemployment: 0.7%
Below Poverty Line: 40.8% (2018 est.)
Literacy Rate: 35.1%
Avg. Years of Education:
7 (2017) (M), 6 (2017) (F)

Social & Media Indicators

Inclusive Internet Index: Not Available
Social Progress Index: 159th
Corruption Perception Index: 123rd
Economic Freedom Index: 121st (Mostly Unfree)
Media Freedom Index: 59th
Internet Penetration: 14.5%
Social Media Penetration: 2.5%
Mobile Connections: 47.2%
Most Used SNS: Facebook
Global Soft Power: Not Available
Gender Inequality: 153rd

Nigeria



PD Spending FY22: \$4,473,043
DP (.7) FY22: \$4,143,200

18th Global PD Spending Rank FY22 -5.13% Change in PD Spending from FY21

Demographics & Literacy

Geographical Area (sq. km.): 923,768
Population: 218,541,212
Below 24 yrs. old: 62.0%
Refugee population: 87,054
Urban population: 54.3%
GDP/Capita: \$4,900 (2020 est.)
Unemployment: 5.9%
Below Poverty Line: 40.1% (2018 est.)
Literacy Rate: 62.0%
Avg. Years of Education:
Not Available (M), Not Available (F)

Social & Media Indicators

Inclusive Internet Index: 65th
Social Progress Index: 128th
Corruption Perception Index: 150th
Economic Freedom Index: 124th (Mostly Unfree)
Media Freedom Index: 129th
Internet Penetration: 51%
Social Media Penetration: 15.4%
Mobile Connections: 82.4%
Most Used SNS: YouTube
Global Soft Power: 93rd
Gender Inequality: 168th

Republic of the Congo



PD Spending FY22: \$350,731
DP (.7) FY22: \$349,231

162nd Global PD Spending Rank FY22 -3.86% Change in PD Spending from FY21

Demographics & Literacy

Geographical Area (sq. km.): 342,000
Population: 5,970,424
Below 24 yrs. old: 58.7%
Refugee population: 51,379
Urban population: 69.2%
GDP/Capita: \$3,400 (2020 est.)
Unemployment: 22.0%
Below Poverty Line: 40.9% (2011 est.)
Literacy Rate: 80.3%
Avg. Years of Education:
11 (2012) (M), 11 (2012) (F)

Social & Media Indicators

Inclusive Internet Index: Not Available
Social Progress Index: 149th
Corruption Perception Index: 166th
Economic Freedom Index: 155th (Repressed)
Media Freedom Index: 93rd
Internet Penetration: 25.4%
Social Media Penetration: 15.6%
Mobile Connections: 105.6%
Most Used SNS: Facebook
Global Soft Power: 107th
Gender Inequality: 147th

Rwanda



PD Spending FY22: \$559,400
DP (.7) FY22: \$556,100

143rd Global PD Spending Rank FY22 +3.45% Change in PD Spending from FY21

Demographics & Literacy

Geographical Area (sq. km.): 26,338
Population: 13,776,698
Below 24 yrs. old: 60.1%
Refugee population: 124,914
Urban population: 17.9%
GDP/Capita: \$2,100 (2020 est.)
Unemployment: 13.3%
Below Poverty Line: 38.2% (2016 est.)
Literacy Rate: 73.2%
Avg. Years of Education:
11 (2019) (M), 11 (2019) (F)

Social & Media Indicators

Inclusive Internet Index: 84th
Social Progress Index: 131st
Corruption Perception Index: 54th
Economic Freedom Index: 105th (Mostly Unfree)
Media Freedom Index: 136th
Internet Penetration: 26.3%
Social Media Penetration: 6.9%
Mobile Connections: 78.7%
Most Used SNS: Facebook
Global Soft Power: 85th
Gender Inequality: 93rd

Senegal



PD Spending FY22: \$1,158,389
DP (.7) FY22: \$1,002,500

98th Global PD Spending Rank FY22 +0.82% Change in PD Spending from FY21

Demographics & Literacy

Geographical Area (sq. km.): 196,722
Population: 17,316,449
Below 24 yrs. old: 60.7%
Refugee population: 11,490
Urban population: 49.6%
GDP/Capita: \$3,300 (2020 est.)
Unemployment: 3.5%
Below Poverty Line: 46.7% (2011 est.)
Literacy Rate: 51.9%
Avg. Years of Education:
8 (2021) (M), 10 (2021) (F)

Social & Media Indicators

Inclusive Internet Index: 85th
Social Progress Index: 116th
Corruption Perception Index: 72nd
Economic Freedom Index: 88th (Moderately Free)
Media Freedom Index: 73rd
Internet Penetration: 46%
Social Media Penetration: 22.1%
Mobile Connections: 116%
Most Used SNS: Facebook
Global Soft Power: 103rd
Gender Inequality: 131st

Sierra Leone



PD Spending FY22: \$392,325
DP (.7) FY22: \$253,700

155th Global PD Spending Rank FY22 -30.02% Change in PD Spending from FY21

Demographics & Literacy

Geographical Area (sq. km.): 71,740
Population: 8,605,718
Below 24 yrs. old: 60.2%
Refugee population: Not Available
Urban population: 44.3%
GDP/Capita: \$1,600 (2020 est.)
Unemployment: 3.7%
Below Poverty Line: 56.8% (2018 est.)
Literacy Rate: 43.2%
Avg. Years of Education:
Not Available (M), Not Available (F)

Social & Media Indicators

Inclusive Internet Index: Not Available
Social Progress Index: 141st
Corruption Perception Index: 110th
Economic Freedom Index: 140th (Mostly Unfree)
Media Freedom Index: 46th
Internet Penetration: 32.4%
Social Media Penetration: 11.3%
Mobile Connections: 113.1%
Most Used SNS: Facebook
Global Soft Power: Not Available
Gender Inequality: 162nd

Somalia



PD Spending FY22: \$296,600
DP (.7) FY22: \$295,400

166th Global PD Spending Rank FY22 +2.59% Change in PD Spending from FY21

Demographics & Literacy

Geographical Area (sq. km.): 637,657
Population: 17,597,511
Below 24 yrs. old: 62.2%
Refugee population: 9,208
Urban population: 47.9%
GDP/Capita: \$800 (2020 est.)
Unemployment: 19.9%
Below Poverty Line: Not Available
Literacy Rate: Not Available
Avg. Years of Education:
Not Available (M), Not Available (F)

Social & Media Indicators

Inclusive Internet Index: Not Available
Social Progress Index: 165th
Corruption Perception Index: 180th
Economic Freedom Index: - (Not Ranked)
Media Freedom Index: 140th
Internet Penetration: 13.7%
Social Media Penetration: 13.9%
Mobile Connections: 46.2%
Most Used SNS: Facebook
Global Soft Power: Not Available
Gender Inequality: Not Available

South Africa



PD Spending FY22: \$4,090,438
DP (.7) FY22: \$3,011,000

25th Global PD Spending Rank FY22 -15.66% Change in PD Spending from FY21

Demographics & Literacy

Geographical Area (sq. km.): 1,219,090
Population: 59,893,885
Below 24 yrs. old: 44.7%
Refugee population: 94,763
Urban population: 68.8%
GDP/Capita: \$11,500 (2020 est.)
Unemployment: 28.8%
Below Poverty Line: 55.5% (2014 est.)
Literacy Rate: 95%
Avg. Years of Education:
13 (2020) (M), 14 (2020) (F)

Social & Media Indicators

Inclusive Internet Index: 49th
Social Progress Index: 69th
Corruption Perception Index: 72nd
Economic Freedom Index: 112th (Mostly Unfree)
Media Freedom Index: 35th
Internet Penetration: 68.2%
Social Media Penetration: 46.4%
Mobile Connections: 179.8%
Most Used SNS: YouTube
Global Soft Power: 40th
Gender Inequality: 97th

South Sudan



PD Spending FY22: \$487,228
DP (.7) FY22: \$300,400

149th Global PD Spending Rank FY22 +5.26% Change in PD Spending from FY21

Demographics & Literacy

Geographical Area (sq. km.): 644,329
Population: 10,913,164
Below 24 yrs. old: 62.9%
Refugee population: 329,301
Urban population: 21.2%
GDP/Capita: \$1,600 (2017 est.)
Unemployment: 14%
Below Poverty Line: 76.4% (2016 est.)
Literacy Rate: 34.5%
Avg. Years of Education:
Not Available (M), Not Available (F)

Social & Media Indicators

Inclusive Internet Index: Not Available
Social Progress Index: 169th
Corruption Perception Index: 178th
Economic Freedom Index: Not Available
Media Freedom Index: 128th
Internet Penetration: 10.9%
Social Media Penetration: 4.5%
Mobile Connections: 28.4%
Most Used SNS: Facebook
Global Soft Power: Not Available
Gender Inequality: 150th

Sudan



PD Spending FY22: \$877,640
DP (.7) FY22: \$869,900

117th Global PD Spending Rank FY22 +4.44% Change in PD Spending from FY21

Demographics & Literacy

Geographical Area (sq. km.): 1,861,484
Population: 46,874,204
Below 24 yrs. old: 63%
Refugee population: 1,130,457
Urban population: 36.3%
GDP/Capita: \$4,000 (2020 est.)
Unemployment: 19%
Below Poverty Line: 46.5% (2009 est.)
Literacy Rate: 60.7%
Avg. Years of Education:
8 (2015) (M), 7 (2015) (F)

Social & Media Indicators

Inclusive Internet Index: 90th
Social Progress Index: 158th
Corruption Perception Index: 162nd
Economic Freedom Index: 174th (Repressed)
Media Freedom Index: 151st
Internet Penetration: 30.9%
Social Media Penetration: Not Available
Mobile Connections: 78.7%
Most Used SNS: Not Available
Global Soft Power: 95th
Gender Inequality: 141st

Tanzania



PD Spending FY22: \$1,204,293
DP (.7) FY22: \$871,077

91st Global PD Spending Rank FY22 -0.28% Change in PD Spending from FY21

Demographics & Literacy

Geographical Area (sq. km.): 947,300
Population: 65,497,748
Below 24 yrs. old: 63.1%
Refugee population: 206,992
Urban population: 37.4%
GDP/Capita: \$2,600 (2020 est.)
Unemployment: 2.7%
Below Poverty Line: 26.4% (2017 est.)
Literacy Rate: 77.9%
Avg. Years of Education:
9 (2021) (M), 9 (2021) (F)

Social & Media Indicators

Inclusive Internet Index: 87th
Social Progress Index: 123rd
Corruption Perception Index: 94th
Economic Freedom Index: 93rd (Mostly Unfree)
Media Freedom Index: 123rd
Internet Penetration: 25%
Social Media Penetration: 9.8%
Mobile Connections: 86.2%
Most Used SNS: Facebook
Global Soft Power: 98th
Gender Inequality: 146th

Togo



PD Spending FY22: \$729,861
DP (.7) FY22: \$700,339

130th Global PD Spending Rank FY22 +3.56% Change in PD Spending from FY21

Demographics & Literacy

Geographical Area (sq. km.): 56,785
Population: 8,848,699
Below 24 yrs. old: 58.8%
Refugee population: 8,391
Urban population: 44.5%
GDP/Capita: \$2,100 (2020 est.)
Unemployment: 4.2%
Below Poverty Line: 55.1% (2015 est.)
Literacy Rate: 66.5%
Avg. Years of Education:
14 (2017) (M), 12 (2017) (F)

Social & Media Indicators

Inclusive Internet Index: Not Available
Social Progress Index: 136th
Corruption Perception Index: 130th
Economic Freedom Index: 104th (Mostly Unfree)
Media Freedom Index: 100th
Internet Penetration: 25.9%
Social Media Penetration: 11.2%
Mobile Connections: 90%
Most Used SNS: Facebook
Global Soft Power: Not Available
Gender Inequality: 149th

Uganda



PD Spending FY22: \$1,182,806
DP (.7) FY22: \$771,300

95th Global PD Spending Rank FY22 + 36.95% Change in PD Spending from FY21

Demographics & Literacy

Geographical Area (sq. km.): 241,038
Population: 47,249,585
Below 24 yrs. old: 68.5%
Refugee population: 1,455,556
Urban population: 26.8%
GDP/Capita: \$2,200 (2020 est.)
Unemployment: 4.3%
Below Poverty Line: 21.4% (2016 est.)
Literacy Rate: 76.5%
Avg. Years of Education:
Not Available (M), Not Available (F)

Social & Media Indicators

Inclusive Internet Index: 80th
Social Progress Index: 144th
Corruption Perception Index: 142nd
Economic Freedom Index: 127th (Mostly Unfree)
Media Freedom Index: 132nd
Internet Penetration: 29.1%
Social Media Penetration: 5.9%
Mobile Connections: 57.9%
Most Used SNS: Facebook
Global Soft Power: 119th
Gender Inequality: 131st

Zambia



PD Spending FY22: \$803,097
DP (.7) FY22: \$789,400

127th Global PD Spending Rank FY22 +0.30% Change in PD Spending from FY21

Demographics & Literacy

Geographical Area (sq. km.): 752,618
Population: 20,017,675
Below 24 yrs. old: 65.8%
Refugee population: 67,184
Urban population: 46.3%
GDP/Capita: \$3,300 (2020 est.)
Unemployment: 6.2%
Below Poverty Line: 54.4% (2015 est.)
Literacy Rate: 86.7%
Avg. Years of Education:
Not Available (M), Not Available (F)

Social & Media Indicators

Inclusive Internet Index: 82nd
Social Progress Index: 134th
Corruption Perception Index: 116th
Economic Freedom Index: 154th (Repressed)
Media Freedom Index: 109th
Internet Penetration: 28.5%
Social Media Penetration: 15.1%
Mobile Connections: 91.4%
Most Used SNS: Facebook
Global Soft Power: 112th
Gender Inequality: 138th

Zimbabwe



PD Spending FY22: \$1,839,371
DP (.7) FY22: \$1,580,637

63rd Global PD Spending Rank FY22 +10.39% Change in PD Spending from FY21

Demographics & Literacy

Geographical Area (sq. km.): 390,757
Population: 16,320,537
Below 24 yrs. old: 58.5%
Refugee population: 21,484
Urban population: 32.5%
GDP/Capita: \$2,700 (2020 est.)
Unemployment: 8.1%
Below Poverty Line: 38.3% (2019 est.)
Literacy Rate: 86.5%
Avg. Years of Education:
12 (2013) (M), 11 (2013) (F)

Social & Media Indicators

Inclusive Internet Index: 86th
Social Progress Index: 132nd
Corruption Perception Index: 157th
Economic Freedom Index: 173rd (Repressed)
Media Freedom Index: 137th
Internet Penetration: 30.6%
Social Media Penetration: 10.2%
Mobile Connections: 89.7%
Most Used SNS: Facebook
Global Soft Power: 121st
Gender Inequality: 134th

Africa Regional Services



PD Spending FY22: \$4,301,856
DP (.7) FY22: \$2,657,655

19th Global PD Spending Rank FY22 +7.55% Change in PD Spending from FY21



U.S. PUBLIC DIPLOMACY IN EAST ASIA AND THE PACIFIC



American Center Hanoi's Mid-Autumn Festival participants hold traditional Vietnamese star lanterns made with recycled materials.

BUREAU OF EAST ASIAN AND PACIFIC AFFAIRS (EAP)

	FY 2018 Actual	FY 2019 Actual	FY 2020 Actual	FY 2021 Actual	FY 2022 Actual	FY 2023 Planned
DP (.7)	\$55.69 million	\$54.28 million	\$50.10 million	\$50.90 million	\$56.70 million	65.20 million
American Salaries	\$19.97 million	\$21.54 million	\$20.10 million	\$22.50 million	\$23.70 million	\$26.30 million
Supplemental	\$6.63 million	\$5.46 million	\$3.80 million	\$8.40 million	\$1.68 million	\$2.04 million
BBG/USAGM	\$68.49 million	\$62.89 million	\$66.28 million	\$74.08 million	\$68.32 million	\$74.94 million
Total	\$150.78 million	\$144.17 million	\$140.28 million	\$155.88 million	\$150.40 million	\$168.48 million

Strategic Overview

The prosperity and security of the United States are inextricably linked to the development and stability of the East Asia and Pacific (EAP) region. It is home to a third of the world's population and many of its fastest-growing economies. In the next decade, trade volume in Asia is expected to double, and by 2050, Asia's economies are projected to account for more than half of the world's gross domestic product. The United States has treaty alliances with five countries in the EAP region (Australia, Japan, the Republic of Korea, the Philippines, and Thailand) and close relationships with many other key partners, including ASEAN and the Pacific Island states.

In February 2022, the White House announced the Indo-Pacific Strategy, which lays out a vision for an Indo-Pacific region that is free and open, connected, prosperous, secure, and resilient. The United States is committed to being mindful of national values and interests as it engages partner nations in pursuing these goals. EAP is working with Indo-Pacific governments, multilateral organizations, and civil society to support their efforts on good governance, transparency, rule of law, protection of human rights, and expansion of opportunities for women and for marginalized groups.

In September 2022, the White House announced the Pacific Partnership Strategy, the first-ever strategy from the U.S. government dedicated to the Pacific Islands. The United States recognizes that U.S. prosperity and security depend on the Pacific region remaining free and open. The foundation of U.S. engagement in the Pacific Islands must be strong ties between the United States and the Pacific Islands, individually and collectively. The U.S. will fulfill and increase U.S. commitments to the Pacific, build its capacity to support the Pacific, and partner with Pacific Islanders to strengthen people-to-people ties.

The administration's *National Security Strategy* of October 2022 notes that the People's Republic of China (PRC) is the only competitor with both the intent to reshape the international order and, increasingly, the economic, diplomatic, military, and technological power to do it. At the same time, the PRC is also central to the global economy and has a significant impact on shared challenges, particularly climate change and global public health. It is possible for the United States and the PRC to coexist peacefully and share in and contribute to human progress together.

The U.S. government will seek cooperation on areas of mutual interest, including climate change, public health, and controlling nuclear proliferation. At the same time, the United States will

not hesitate to challenge PRC actions that violate principles of international law, affect human rights, undermine U.S. business interests, or destabilize the rules-based international order. To that end, EAP works closely with allies and partners in the region and around the world to expand security cooperation, promote regional stability, and address shared challenges throughout the region.

The 47 U.S. diplomatic posts in the EAP Bureau's geographic region, and the Bureau's domestic offices, utilize PD tools and programs to achieve U.S. foreign policy goals and objectives by understanding, informing, and influencing foreign publics, and by expanding and strengthening the relationship between the people and government of the United States and citizens of the East Asia and Pacific region. EAP public diplomacy programs build on strong people-to-people ties, deeply rooted in trust and personal relationships, to engage governments, opinion leaders, media, and civil society in support of mutually beneficial goals. Given the challenge of operating during a global pandemic, EAP posts and offices have continued developing innovative programs that leveraged technology to further USG objectives with online-enabled programs while continuing to engage actively across the region.

U.S. Foreign Policy Goals

Consistent with the National Security Strategy, Indo-Pacific Strategy, and Pacific Partnership Strategy, the EAP Bureau's foreign policy priorities include:

- Strengthening ties with allies and partners, including in multilateral fora.
- Prevailing in the strategic competition with China.
- Supporting inclusive economic policies that benefit all Americans.
- Promoting democracy and human rights.
- Cooperating on shared challenges.

U.S. Public Diplomacy Program Objectives

U.S. public diplomacy advances U.S. foreign policy priorities in the East Asia and Pacific region with a focus on the following goals:

- Advance a free and open Indo-Pacific.
- Build connections within and beyond the region.
- Drive Indo-Pacific prosperity.
- Bolster Indo-Pacific security.
- Build regional resilience to 21st century transnational threats.

ADVANCE A FREE AND OPEN INDO-PACIFIC

Over the past year, EAP public diplomacy programs promoted freedom of press, the rule of law, and the importance of the democratic process and strong civil society organizations and highlighted state and private actor disinformation activities throughout the region. Working closely with the Department of State's Global Engagement Center, EAP has supported the implementation of programming in the field that proactively builds capacity among local stakeholders and partner governments to identify, monitor, and push back against disinformation, misinformation, and propaganda. Public diplomacy directed to the Pacific Island nations has emerged as a priority, supported by an increase in the number of Public Affairs personnel assigned to the region as well as an uptick in programming and senior official visits.

Mission Australia hosted a Disinformation TechCamp with 38 journalists from 10 Pacific Island Countries, Australia, and New Zealand to address Pacific challenges. Working with professional media trainers from Australia and Fiji, participants brainstormed potential answers to challenges they face in their home countries.

Embassy Vientiane hosted media engagements and youth round tables with visiting U.S. officials that included discussions of the Indo-Pacific Strategy, U.S. regional engagement, and youth leadership with students and professors at the National University of Laos. One media round table with Lao media outlets generated some of the first-ever direct (and positive) mentions of the U.S. Indo-Pacific Strategy in Lao state media.

Embassy Kuala Lumpur organized a workshop on fact-checking, data visualization, and reporting on elections for Chinese-language Malaysian media outlets. Professors from the University of Nevada and the University Tunku Abdul Rahman in Malaysia shared essential tools and tips on fact-checking, data visualization, and data tools for reporting on current events.

BUILD CONNECTIONS WITHIN AND BEYOND THE REGION

With a focus on the United States' five treaty allies in the region and many partners, EAP public diplomacy communicates the role of the United States in building collective capacity within and beyond the region to deal with shared challenges. In 2022, EAP Missions organized and participated in public events to emphasize the crucial role of alliances and partnerships and people-to-people ties in the Indo-Pacific region.

Consulate Perth and the University of Notre Dame hosted nearly 40 Politics and International Relations students for a program about Indo-Pacific Commitment, the Australia-United Kingdom-United States trilateral partnership (AUKUS), and the enduring alliance between the U.S. and Australia. Students discussed how the two nations are collaborating to ensure a free and open Indo-Pacific, tackle climate change, promote partnerships to diversify supply chains, and increase trade and investment.

Embassy Seoul engaged emerging Korean youth leaders and built support for the U.S.-ROK Alliance through the ten month long American Diplomacy House Academy. The initial cohort of 150 Korean university students experienced an up-close view into careers in diplomacy and international affairs.

Embassy Rangoon met with over 100 exiled journalists to examine the role of ethnic media since the Burma military's February 2021 coup. Embassy staff thanked journalists for their bravery and efforts to hold the military accountable for its atrocities and highlighted ethnic media outlets' important role in amplifying the voices of marginalized minority communities. Staff also promoted

Embassy grant opportunities, discussed ways to expand ethnic media's reach among ASEAN nations, and encouraged attendees to join the Educational and Cultural Affairs Bureau-supported new Digital Communication Network.

EAP/PPD and Embassy Phnom Penh organized a domestic outreach visit to Seattle, Washington, to engage diaspora groups, journalists, city government authorities, academics, and port officials to address the challenges and opportunities in the U.S.-Cambodia bilateral relationship and the prospects for stronger linkages between Washington State and the Indo-Pacific. Seattle maintains a sister city relationship with Cambodia's sole port city, Sihanoukville, and hosts one of the few U.S. academic study programs dedicated to Southeast Asia and Khmer language studies at the University of Washington.



First-generation Cambodian youth performers in Seattle.

DRIVE INDO-PACIFIC PROSPERITY

EAP public diplomacy programs advancing prosperity emphasize the importance of entrepreneurship and the role of private investment in improving livelihoods and highlight U.S. cooperation with partners to develop sustainable infrastructure that connects the region and promotes lasting growth. In 2022, EAP public diplomacy utilized the Academy for Women Entrepreneurs and partnered with local and international businesses and organizations to develop programs to empower women, inspire youth, and encourage innovation.

Embassy Suva hosted a five-person team from NASA's Ames Research Center to conduct STEM outreach programs at local schools. Participants explored the solar system's planets, and met NASA Astronaut Dr. Yvonne Cagle, retired U.S. Air Force Colonel and medical doctor and one of six African American female astronauts. The NASA team also participated in the "Journey to the Stars" public event, where they taught attendees how to use a telescope to view the moon's surface and Jupiter's moons and donated a Dobsonian telescope for use by the general public.

Mission Vietnam partnered with Google to launch the first-ever Google Startup Academy Bootcamp at American Center Ho Chi Minh City. The Google Startup Academy in Vietnam is a training and mentorship program for early-stage startup founders. The 50 Vietnamese startups selected for this program are working on tech solutions in various industries, including healthcare, energy, finance, education, and agriculture. Over 20 mentors from Vietnam and overseas, comprised of Google executives, entrepreneurs, investors, as well as executives of renowned companies, joined the program, paving the way for enhanced prosperity in the region.

Consulate General Naha organized a program to connect Okinawan female entrepreneurs who own eco-tourism focused businesses to executive-level counterparts in Hawaii. This initiative will help them overcome the challenges they face – both

as female business owners and as they recover economically from the pandemic. The program included virtual meetings with five Okinawan mentees and five Hawaii-based mentors over a six-week period, and three speaker events for mentees, the latter featuring lectures and discussions led by successful Okinawan businesswomen.

BOLSTER INDO-PACIFIC SECURITY

EAP public diplomacy activities in the security realm include promoting regional cooperation and highlighting common interests such as freedom of navigation, maritime domain awareness, humanitarian relief and disaster management, and peacekeeping operations. In 2022, EAP public diplomacy programs engaged key audiences on topics such as maritime issues in the South China Sea, AUKUS, the U.S. military presence in Japan, and cybersecurity.

Mission Australia invited journalists and officials from India, Japan, Indonesia, Timor-Leste, the UK, Canada, and Australia to tour the visiting submarine USS Mississippi in Western Australia. They also participated in briefings on AUKUS and its importance for the Indo-Pacific region. Public Affairs led media engagement, including a press conference, press release, and journalist submarine tours. USS Mississippi crew members participated in public outreach events, including volunteering at a wildlife hospital.



Crew members from the USS Mississippi volunteer at a Perth wildlife hospital.

The U.S. Mission to Tonga supported a local NGO program on cybersecurity awareness for high schoolers. The event highlighted good cybersecurity practices and encouraged girls to pursue careers in IT.

Mission Japan supported a Space Tech and the South China Sea conference for participants from the United States, Japan, Australia, Vietnam, and the Philippines. Over three days, the participants met with representatives from aerospace companies, government, and military officials to discuss how space technology could contribute to maritime domain awareness, countering PRC aggression in the region.

BUILD RESILIENCE TO 21ST CENTURY TRANSNATIONAL THREATS

Throughout 2022, EAP public diplomacy efforts tackled key global challenges including the climate crisis. Programs highlighted U.S. leadership on organizing actions to limit the worst effects of the climate crisis.

Mission New Zealand hosted forty-five emerging leaders from Solomon Islands, Kiribati, New Zealand, Papua New Guinea, and Fiji as part of a Young Pacific Leaders program that included

a virtual workshop on climate-induced displacement, climate justice, and international law. Participants discussed solutions and advocacy to protect the rights of climate refugees in the Pacific and building resilience to transnational threats like climate change.

Mission Thailand's Environ-Hack initiative, Climathon Bangkok, engaged sixty young people aged 18-30 on how to tackle Bangkok's carbon emission and waste problems. In addition to brainstorming, pitching, and coaching, there were idea-sharing sessions on cloud technology and clean energy for smart cities. The winning project proposed smart routing of the city's garbage trucks, which could save the city money and reduce carbon emissions.

Embassy Manila's media workshop highlighted the climate crisis with 18 journalists from across the Philippines. This was the 14th iteration of PAS' annual media seminar and the first to be held in person since the beginning of the pandemic. Environment-focused journalists and climate and energy experts visited USAID-supported sites in Palawan to see USG support for local environmental efforts. During these site visits, participants learned of the impacts of climate change on vulnerable indigenous communities. In addition to exchanges focused on climate and environmental issues, participants also discussed how journalists can make their readers better understand this major transnational threat and how they can better pitch their stories to gain grant support.

Representative Public Diplomacy Programs

American Spaces: Over 80 American Spaces provide venues for Asia-Pacific publics to access credible information about the United States and to meet with American experts to discuss a range of U.S. foreign policy topics, such as the rule-of-law, cybersecurity, and detecting and combating disinformation.



Students from Fiji and Tuvalu selected for Space Camp during an interview with a Fijian TV station.

Young Southeast Asian Leaders Initiative (YSEALI):

Approximately 650 million people live in Southeast Asia, and more than 60 percent of the population is under the age of 35. A core public diplomacy goal is to engage this critical demographic to ensure that the United States remains an important partner in business, education, and international cooperation, now and in the future. YSEALI achieves this goal by developing the capabilities of young leaders, strengthening people-to-people ties between the United States and Southeast Asia, promoting regional collaboration on problems of mutual concern, and nurturing an ASEAN community. YSEALI's breadth of annual programs include training workshops in Southeast Asia, academic and professional

fellowship exchanges to the United States, small grants funding for local projects, leadership seminars at the YSEALI Academy at Fulbright University Vietnam, an annual leadership summit, and an annual community service project campaign known as YOUNIFIED.

YSEALI has an online membership of more than 160,000 youth across the region, and there are more than 6,000 alumni of YSEALI programs, many of whom have already assumed leadership roles in government, academia, business, and civil society. In 2022, YSEALI pivoted back to in-person programming, continuing with academic and exchange fellows through the United States, pairing them with partner institutions to cultivate their leadership and skills in the areas of civic engagement; economic empowerment and social entrepreneurship; education; and environmental issues.

Young Pacific Leaders (YPL): Since 2013, YPL has been the flagship program for forging strong, positive ties between the United States and emerging leaders across 23 Pacific nations. The program includes an annual leadership conference and a small grants program. Recent programs include TechCamps on Disinformation and Climate Change, as well as a Civic Leadership workshop. YPL has nearly 460 alumni with diverse backgrounds, including diplomats, government officials, teachers, NGO leaders, and journalists.



President Biden with YSEALI Alumni in Cambodia.

SPOTLIGHT ON FUNDING AND RESOURCE GAPS: IMPACTS BY THE NUMBERS

Timing of program funding allotments: Embassy Beijing's ability to carry out programs suffers from the high degree of uncertainty around the timing and amounts of periodic funding allotments for both PD .7 and Representation funds. In FY 2022, PAS Beijing received 75% of their annual PD .7 funding allotment in the third quarter of the fiscal year, impacting the team's ability to implement programs. That year, many planned programs, trips, and training opportunities had to be postponed because post did not have the resources to pay for them earlier in the fiscal year. When PAS Beijing finally received its allotment, long planning times for work in the PRC meant the team did not have the necessary time to carry out the programs or undertake the travel.

Timing of YSEALI funding allotments: The YSEALI program's annual budget of approximately \$4 million is not added to EAP/PPD's base budget until the end of the fiscal year, meaning that funds for the YSEALI Summit, Regional Workshops, and YSEALI Seeds small grants cannot be funded until the end of the fiscal year. The resultant fiscal uncertainty creates delays in awarding grants to implementing partners, leaving little time to plan and organize these events. Reliable and consistent YSEALI funding would allow for better strategic planning for program activities.

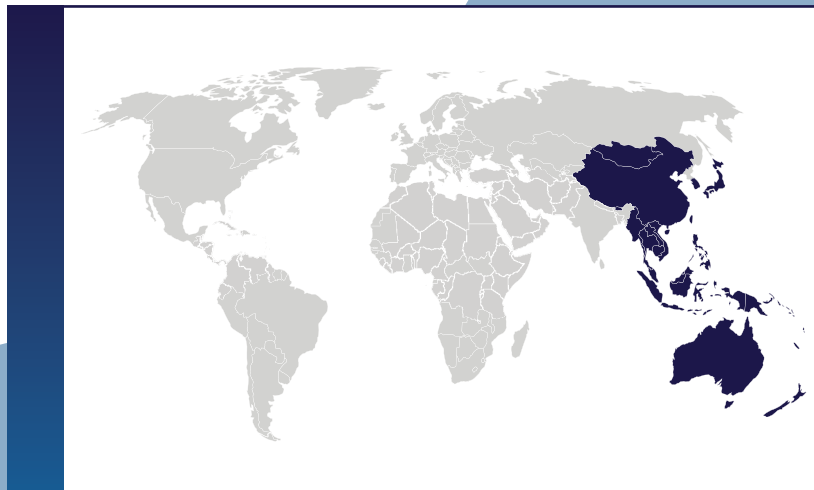
Increase in Pacific region travel costs: Several posts in the Pacific cover multiple countries. Travel has increased significantly following the relaxation of COVID travel restrictions and increased high-level strategic engagement in the region, to include efforts to counter the PRC. These travel costs take away from PAS teams' base funding for programming. For example, PAS Suva, which is accredited to five countries (the second highest number of any U.S. Embassy in the world), has seen their travel costs approximately double their pre-COVID numbers. Each trip to any of the other four countries costs \$3,000-4,000 per traveler owing to infrequently offered and expensive flights. As a result, PAS Suva was not able to support multiple high-level visits in the service of mission critical objectives.

FY 2022 EAP PD SPENDING RANKED BY POST

		FY 2019		FY 2020		FY 2021		FY 2022	
	Country Name	DP (.7)	Supplemental	DP (.7)	Supplemental	DP (.7)	Supplemental	DP (.7)	Supplemental
1	China	\$8.09 million	\$15,970	\$6.50 million	\$0	\$8.41 million	\$1.30 million	\$9.31 million	\$9,148
2	Japan	\$9.09 million	\$527,888	\$9.15 million	\$0	\$7.97 million	\$400,000	\$7.94 million	\$22,756
3	Indonesia	\$4.96 million	\$314,011	\$5.23 million	\$0	\$5.38 million	\$1.05 million	\$5.58 million	\$16,225
4	Republic of Korea	\$4.26 million	\$177,861	\$4.50 million	\$0	\$4.43 million	\$320,000	\$4,210,000	\$5,514
5	Australia	\$2.87 million	\$36,982	\$4.22 million	\$200,000	\$3.64 million	\$0	\$3.52 million	\$10,635
6	New Zealand	\$1.37 million	\$6,738	\$1.40 million	\$250,000	\$1.63 million	\$1.41 million	\$2.37 million	\$670,657
7	Vietnam	\$1.5 million	\$447,026	\$2.72 million	\$250,000	\$1.84 million	\$1.05 million	\$2.13 million	\$10,575
8	Thailand	\$1.88 million	\$655,800	\$2.34 million	\$200,000	\$1.95 million	\$231,000	\$2.05 million	\$55,375
9	Malaysia	\$1.70 million	\$495,617	\$1.80 million	\$399,617	\$1.90 million	\$320,000	\$2.70 million	\$6,023
10	Hong Kong (China)	\$1.41 million	\$149,925	\$1.52 million	\$0	\$1.80 million	\$225,000	\$1.81 million	\$10,679
11	Philippines	\$1.61 million	\$250,119	\$1.74 million	\$208,000	\$1.78 million	\$330,000	\$1.66 million	\$130,884
12	Singapore	\$1.28 million	\$800,323	\$1.42 million	\$0	\$1.50 million	\$0	\$1.52 million	\$5,670
13	Cambodia	\$616,639	\$361,755	\$1.28 million	\$0	\$674,220	\$162,591	\$1.41 million	\$0
14	Burma	\$1.04 million	\$574,689	\$1.12 million	\$149,276	\$1.15 million	\$0	\$1.14 million	\$7,485
15	Mongolia	\$406,734	\$145,368	\$796,347	\$0	\$497,385	\$0	\$818,220	\$6,884
16	Fiji, Kiribati, Nauru, Tonga & Tuvalu	\$479,734	\$17,767	\$499,378	\$0	\$535,743	\$0	\$557,365	\$107,884
17	Laos	\$473,097	\$157,125	\$493,829	\$0	\$621,951	\$79,000	\$523,365	\$7,514
18	Timor-Leste	\$243,132	\$21,500	\$262,308	\$120,000	\$266,379	\$50,550	\$472,625	\$9,802
19	Papua New Guinea, Solomon Isl. & Vanuatu	\$340,811	\$157,880	\$379,408	\$0	\$378,682	\$70,000	\$387,750	\$6,520
20	Brunei	\$291,690	\$4,428	\$305,372	\$0	\$330,449	\$172,500	330,425	8,301
21	Palau	\$48,866	\$90,000	\$55,531	\$0	\$61,089	\$6,000	\$284,109	\$9,040
22	Marshall Islands	\$65,753	\$400	\$1.62 million	\$500,000	\$117,892	\$25,000	\$99,290	\$9,995
23	Samoa	\$89,303	\$13,900	\$94,365	\$0	\$97,328	\$0	95,641	\$0
24	Micronesia	\$85,563	\$41,500	\$362,644	\$0	\$64,138	\$0	\$86,878	\$8,108

U.S. PUBLIC DIPLOMACY IN EAST ASIA AND THE PACIFIC

COUNTRY PROFILES



Australia



PD Spending FY22: \$3,530,635
DP (.7) FY22: \$3,520,000

29th Global PD Spending Rank FY22 -3.04% Change in PD Spending from FY21

Demographics & Literacy

Geographical Area (sq. km.): 7,741,220
Population: 26,177,413
Below 24 yrs. old: 31.6%
Refugee population: 28,209
Urban population: 86.6%
GDP/Capita: \$48,700 (2020 est.)
Unemployment: 5.1%
Below Poverty Line: Not Available
Literacy Rate: Not Available
Avg. Years of Education:
20 (2020) (M), 22 (2020) (F)

Social & Media Indicators

Inclusive Internet Index: 13th
Social Progress Index: 12th
Corruption Perception Index: 13th
Economic Freedom Index: 12th (Mostly Free)
Media Freedom Index: 39th
Internet Penetration: 91%
Social Media Penetration: 82.7%
Mobile Connections: 123%
Most Used SNS: YouTube
Global Soft Power: 14th
Gender Inequality: 19th

Brunei



PD Spending FY22: \$338,726
DP (.7) FY22: \$330,425

164th Global PD Spending Rank FY22 -32.65% Change in PD Spending from FY21

Demographics & Literacy

Geographical Area (sq. km.): 5,765
Population: 449,002
Below 24 yrs. old: 38.6%
Refugee population: Not Available
Urban population: 79.1%
GDP/Capita: \$62,200 (2020 est.)
Unemployment: 7.0%
Below Poverty Line: Not Available
Literacy Rate: 97.2%
Avg. Years of Education:
14 (2020) (M), 14 (2020) (F)

Social & Media Indicators

Inclusive Internet Index: Not Available
Social Progress Index: Not Available
Corruption Perception Index: Not Available
Economic Freedom Index: 62nd (Moderately Free)
Media Freedom Index: 144th
Internet Penetration: 95%
Social Media Penetration: 116%
Mobile Connections: 129%
Most Used SNS: Instagram
Global Soft Power: Not Available
Gender Inequality: 61st

Burma



PD Spending FY22: \$1,147,485
DP (.7) FY22: \$1,140,000

99th Global PD Spending Rank FY22 +0.18% Change in PD Spending from FY21

Demographics & Literacy

Geographical Area (sq. km.): 676,578
Population: 54,179,306
Below 24 yrs. old: 43%
Refugee population: Not Available
Urban population: 32.1%
GDP/Capita: \$4,500 (2020 est.)
Unemployment: 2% (2020)
Below Poverty Line: 24.8% (2017 est.)
Literacy Rate: 89.1%
Avg. Years of Education:
10 (2018) (M), 11 (2018) (F)

Social & Media Indicators

Inclusive Internet Index: 69th
Social Progress Index: 137th
Corruption Perception Index: 157th
Economic Freedom Index: 149th (Repressed)
Media Freedom Index: 176th
Internet Penetration: 45.9%
Social Media Penetration: 37.7%
Mobile Connections: 133.6%
Most Used SNS: Facebook
Global Soft Power: 113th
Gender Inequality: 125th

Cambodia



PD Spending FY22: \$1,410,000
DP (.7) FY22: \$1,410,000

80th Global PD Spending Rank FY22 +68.50% Change in PD Spending from FY21

Demographics & Literacy

Geographical Area (sq. km.): 181,035
Population: 16,767,842
Below 24 yrs. old: 47.5%
Refugee population: Not Available
Urban population: 25.6%
GDP/Capita: \$4,200 (2020 est.)
Unemployment: 0.3%
Below Poverty Line: 16.5% (2016 est.)
Literacy Rate: 80.5%
Avg. Years of Education:
Not Available (M), Not Available (F)

Social & Media Indicators

Inclusive Internet Index: 75th
Social Progress Index: 121st
Corruption Perception Index: 150th
Economic Freedom Index: 106th (Mostly Unfree)
Media Freedom Index: 142nd
Internet Penetration: 78.8%
Social Media Penetration: 73.9%
Mobile Connections: 129.3%
Most Used SNS: Facebook
Global Soft Power: 105th
Gender Inequality: 116th

China



PD Spending FY22: \$9,319,148
DP (.7) FY22: \$9,310,000

6th Global PD Spending Rank FY22 -3.87% Change in PD Spending from FY21

Demographics & Literacy

Geographical Area (sq. km.): 9,596,960
Population: 1,425,887,337
Below 24 yrs. old: 28.8%
Refugee population: 303,107
Urban population: 64.6%
GDP/Capita: \$16,400 (2020 est.)
Unemployment: 4.6%
Below Poverty Line: 0.6% (2019 est.)
Literacy Rate: 96.8%
Avg. Years of Education:
14 (2015) (M), 14 (2015) (F)

Social & Media Indicators

Inclusive Internet Index: 22nd
Social Progress Index: 94th
Corruption Perception Index: 65th
Economic Freedom Index: 158th (Repressed)
Media Freedom Index: 175th
Internet Penetration: 70.9%
Social Media Penetration: 68%
Mobile Connections: 113%
Most Used SNS: Not Available
Global Soft Power: 5th
Gender Inequality: 48th

Fiji

Post also oversees programs in Kiribatu, Nauru, Tonga & Tuvalu.



PD Spending FY22: \$665,249
DP (.7) FY22: \$557,365

135th Global PD Spending Rank FY22 +24.17% Change in PD Spending from FY21

Demographics & Literacy

Geographical Area (sq. km.): 18,274
Population: 929,766
Below 24 yrs. old: 42.37%
Refugee population: Not Available
Urban population: 58.7%
GDP/Capita: \$11,000 (2020)
Unemployment: 4.3%
Below Poverty Line: 29.9% (2019 est.)
Literacy Rate: 99.1%
Avg. Years of Education:
Not Available (M), Not Available (F)
Tonga: 15 (2020) (M), 17 (2020) (F)

Social & Media Indicators

Inclusive Internet Index: Not Available
Social Progress Index: 86th
Corruption Perception Index: 49th
Economic Freedom Index: 111th (Mostly Unfree)
Media Freedom Index: 102nd
Internet Penetration: 74.6%
Social Media Penetration: 71.6%
Mobile Connections: 144%
Most Used SNS: Facebook
Global Soft Power: Not Available
Gender Inequality: 77th

Hong Kong (China)



PD Spending FY22: \$1,820,679
DP (.7) FY22: \$1,810,000

64th Global PD Spending Rank FY22 -10.26% Change in PD Spending from FY21

Demographics & Literacy

Geographical Area (sq. km.): 1,108
Population: 7,488,865
Below 24 yrs. old: 21.6%
Refugee population: Not Available
Urban population: 100%
GDP/Capita: \$56,200 (2020 est.)
Unemployment: 5.1%
Below Poverty Line: 19.9% (2016 est.)
Literacy Rate: Not Available
Avg. Years of Education:
17 (2021) (M), 17 (2021) (F)

Social & Media Indicators

Inclusive Internet Index: Not Available
Social Progress Index: Not Available
Corruption Perception Index: 12th
Economic Freedom Index: Not Available
Media Freedom Index: 148th
Internet Penetration: 93%
Social Media Penetration: 88%
Mobile Connections: 182nd
Most Used SNS: YouTube
Global Soft Power: Not Available
Gender Inequality: Not Available

Indonesia



PD Spending FY22: \$5,596,225
DP (.7) FY22: \$5,580,000

12th Global PD Spending Rank FY22 -12.98% Change in PD Spending from FY21

Demographics & Literacy

Geographical Area (sq. km.): 1,904,569
Population: 275,501,339
Below 24 yrs. old: 40.6%
Refugee population: 5,792
Urban population: 58.6%
GDP/Capita: \$11,400 (2020 est.)
Unemployment: 3.8%
Below Poverty Line: 9.4% (2019 est.)
Literacy Rate: 96%
Avg. Years of Education:
14 (2018) (M), 14 (2018) (F)

Social & Media Indicators

Inclusive Internet Index: 47th
Social Progress Index: 87th
Corruption Perception Index: 110th
Economic Freedom Index: 63rd (Moderately Free)
Media Freedom Index: 117th
Internet Penetration: 73.7%
Social Media Penetration: 68.9%
Mobile Connections: 133.3%
Most Used SNS: YouTube
Global Soft Power: 45th
Gender Inequality: 110th

Japan



PD Spending FY22: \$7,962,756
DP (.7) FY22: \$7,940,000

8th Global PD Spending Rank FY22 -4.89% Change in PD Spending from FY21

Demographics & Literacy

Geographical Area (sq. km.): 377,915
Population: 123,951,692
Below 24 yrs. old: 22%
Refugee population: Not Available
Urban population: 92%
GDP/Capita: \$41,400 (2019 est.)
Unemployment: 2.8%
Below Poverty Line: 16.1% (2013 est.)
Literacy Rate: Not Available
Avg. Years of Education:
15 (2019) (M), 15 (2019) (F)

Social & Media Indicators

Inclusive Internet Index: 21st
Social Progress Index: 9th
Corruption Perception Index: 18th
Economic Freedom Index: 35th (Moderately Free)
Media Freedom Index: 71st
Internet Penetration: 94%
Social Media Penetration: 81.1%
Mobile Connections: 161st
Most Used SNS: YouTube
Global Soft Power: 4th
Gender Inequality: 22nd

Laos



PD Spending FY22: \$530,879
DP (.7) FY22: \$523,365

146th Global PD Spending Rank FY22 -24.26% Change in PD Spending from FY21

Demographics & Literacy

Geographical Area (sq. km.): 236,800
Population: 7,529,475
Below 24 yrs. old: 51.9%
Refugee population: Not Available
Urban population: 38.2%
GDP/Capita: \$7,800 (2020 est.)
Unemployment: 3%
Below Poverty Line: 18.3% (2018 est.)
Literacy Rate: 84.7%
Avg. Years of Education:
10 (2020) (M), 10 (2020) (F)

Social & Media Indicators

Inclusive Internet Index: Not Available
Social Progress Index: 140th
Corruption Perception Index: 126th
Economic Freedom Index: 151st (Repressed)
Media Freedom Index: 161st
Internet Penetration: 51.1%
Social Media Penetration: 51.1%
Mobile Connections: 79.6%
Most Used SNS: Facebook
Global Soft Power: 117th
Gender Inequality: 120th

Malaysia



PD Spending FY22: \$2,076,023
DP (.7) FY22: \$2,070,000

54th Global PD Spending Rank FY22 -6.22% Change in PD Spending from FY21

Demographics & Literacy

Geographical Area (sq. km.): 329,847
Population: 33,938,221
Below 24 yrs. old: 43.4%
Refugee population: 120,126
Urban population: 78.7%
GDP/Capita: \$26,400 (2020 est.)
Unemployment: 4%
Below Poverty Line: 5.6% (2018 est.)
Literacy Rate: 95%
Avg. Years of Education:
13 (2020) (M), 14 (2020) (F)

Social & Media Indicators

Inclusive Internet Index: 34th
Social Progress Index: 54th
Corruption Perception Index: 61st
Economic Freedom Index: 42nd (Moderately Free)
Media Freedom Index: 113th
Internet Penetration: 89.6%
Social Media Penetration: 91.7%
Mobile Connections: 127%
Most Used SNS: YouTube
Global Soft Power: 39th
Gender Inequality: 57th

Marshall Islands



PD Spending FY22: \$109,285
DP (.7) FY22: \$99,290

175th Global PD Spending Rank FY22 -23.52% Change in PD Spending from FY21

Demographics & Literacy

Geographical Area (sq. km.): 181
Population: 41,569
Below 24 yrs. old: 52%
Refugee population: Not Available
Urban population: 78.9%
GDP/Capita: \$4,000 (2019 est.)
Unemployment: 0%
Below Poverty Line: Not Available
Literacy Rate: 98.3%
Avg. Years of Education:
10 (2019) (M), 10 (2019) (F)

Social & Media Indicators

Inclusive Internet Index: Not Available
Social Progress Index: Not Available
Corruption Perception Index: Not Available
Economic Freedom Index: Not Available
Media Freedom Index: Not Available
Internet Penetration: 38.7%
Social Media Penetration: 40.5%
Mobile Connections: 12.6%
Most Used SNS: Facebook
Global Soft Power: Not Available
Gender Inequality: Not Available

Micronesia

PD Spending FY22: \$94,986
DP (.7) FY22: \$86,878



177th Global PD Spending Rank FY22 +48.10% Change in PD Spending from FY21

Demographics & Literacy

Geographical Area (sq. km.): 702
Population: 114,164
Below 24 yrs. old: 46.9%
Refugee population: Not Available
Urban population: 23.4%
GDP/Capita: \$3,500 (2019 est.)
Unemployment: Not Available
Below Poverty Line: 41.2% (2013 est.)
Literacy Rate: Not Available
Avg. Years of Education:
Not Available (M), Not Available (F)

Social & Media Indicators

Inclusive Internet Index: Not Available
Social Progress Index: Not Available
Corruption Perception Index: Not Available
Economic Freedom Index: 82nd (Moderately Free)
Media Freedom Index: Not Available
Internet Penetration: 35.3%
Social Media Penetration: 40%
Mobile Connections: 23.1%
Most Used SNS: Facebook
Global Soft Power: Not Available
Gender Inequality: Not Available

Mongolia

PD Spending FY22: \$825,104
DP (.7) FY22: \$818,220



123rd Global PD Spending Rank FY22 +65.89% Change in PD Spending from FY21

Demographics & Literacy

Geographical Area (sq. km.): 1,564,116
Population: 3,398,366
Below 24 yrs. old: 41.9%
Refugee population: Not Available
Urban population: 69.1%
GDP/Capita: \$11,500 (2020 est.)
Unemployment: 7.8%
Below Poverty Line: 28.4% (2018 est.)
Literacy Rate: 99.2%
Avg. Years of Education:
14 (2019) (M), 16 (2019) (F)

Social & Media Indicators

Inclusive Internet Index: 62nd
Social Progress Index: 84th
Corruption Perception Index: 116th
Economic Freedom Index: 66th (Moderately Free)
Media Freedom Index: 90th
Internet Penetration: 64.4%
Social Media Penetration: 85%
Mobile Connections: 137.8%
Most Used SNS: Facebook
Global Soft Power: Not Available
Gender Inequality: 76th

New Zealand

PD Spending FY22: \$3,040,657
DP (.7) FY22: \$2,370,000



37th Global PD Spending Rank FY22 +0.20% Change in PD Spending from FY21

Demographics & Literacy

Geographical Area (sq. km.): 268,838
Population: 5,185,288
Below 24 yrs. old: 32.6%
Refugee population: Not Available
Urban population: 87%
GDP/Capita: \$42,400 (2020 est.)
Unemployment: 3.8%
Below Poverty Line: Not Available
Literacy Rate: Not Available
Avg. Years of Education:
20 (2020) (M), 21 (2020) (F)

Social & Media Indicators

Inclusive Internet Index: 6th
Social Progress Index: 15th
Corruption Perception Index: 2nd
Economic Freedom Index: 4th (Free)
Media Freedom Index: 11th
Internet Penetration: 94.9%
Social Media Penetration: 89.2%
Mobile Connections: 131.2%
Most Used SNS: YouTube
Global Soft Power: 26th
Gender Inequality: 25th

Palau

PD Spending FY22: \$293,149
DP (.7) FY22: \$284,109



167th Global PD Spending Rank FY22 +336.96% Change in PD Spending from FY21

Demographics & Literacy

Geographical Area (sq. km.): 459
Population: 18,055
Below 24 yrs. old: 34.5%
Refugee population: Not Available
Urban population: 82.4%
GDP/Capita: \$17,600 (2019 est.)
Unemployment: 0%
Below Poverty Line: 24.9% (2006)
Literacy Rate: 96.6%
Avg. Years of Education:
16 (2013) (M), 17 (2013) (F)

Social & Media Indicators

Inclusive Internet Index: Not Available
Social Progress Index: Not Available
Corruption Perception Index: Not Available
Economic Freedom Index: Not Available
Media Freedom Index: Not Available
Internet Penetration: 48%
Social Media Penetration: 98.6%
Mobile Connections: 151.5%
Most Used SNS: Facebook
Global Soft Power: Not Available
Gender Inequality: Not Available

Papua New Guinea

Post also oversees programs in the Solomon Islands & Vanuatu.

PD Spending FY22: \$394,270
DP (.7) FY22: \$387,750



153rd Global PD Spending Rank FY22 -12.13% Change in PD Spending from FY21

Demographics & Literacy

Geographical Area (sq. km.): 462,840
Population: 10,142,619
Below 24 yrs. old: 51.85%
Refugee population: 11,601
Urban population: 13.7%
GDP/Capita: \$4,100 (2020 est.)
Unemployment: 3%
Below Poverty Line: 37% (2002 est.)
Literacy Rate: 64.2%
Avg. Years of Education:
Not Available (M), Not Available (F)

Social & Media Indicators

Inclusive Internet Index: Not Available
Social Progress Index: 148th
Corruption Perception Index: 130th
Economic Freedom Index: 123rd (Mostly Unfree)
Media Freedom Index: 62nd
Internet Penetration: 18%
Social Media Penetration: 11.2%
Mobile Connections: 36%
Most Used SNS: Facebook
Global Soft Power: Not Available
Gender Inequality: 169th

Philippines

PD Spending FY22: \$1,790,884
DP (.7) FY22: \$1,660,000



67th Global PD Spending Rank FY22 -15.20% Change in PD Spending from FY21

Demographics & Literacy

Geographical Area (sq. km.): 342,400
Population: 115,559,009
Below 24 yrs. old: 51.6%
Refugee population: Not Available
Urban population: 48.3%
GDP/Capita: \$8,000 (2020 est.)
Unemployment: 2.6%
Below Poverty Line: 16.7% (2018 est.)
Literacy Rate: 96.3%
Avg. Years of Education:
13 (2020) (M), 13 (2020) (F)

Social & Media Indicators

Inclusive Internet Index: 53rd
Social Progress Index: 81st
Corruption Perception Index: 116th
Economic Freedom Index: 80th (Moderately Free)
Media Freedom Index: 147th
Internet Penetration: 68%
Social Media Penetration: 82.4%
Mobile Connections: 140%
Most Used SNS: Facebook
Global Soft Power: 61st
Gender Inequality: 101st

Republic of Korea



PD Spending FY22: \$4,215,514
DP (.7) FY22: \$4,210,000

24th Global PD Spending Rank FY22 -11.49% Change in PD Spending from FY21

Demographics & Literacy

Geographical Area (sq. km.): 99,720
Population: 51,815,810
Below 24 yrs. old: 22.8%
Refugee population: Not Available
Urban population: 81.5%
GDP/Capita: \$42,300 (2020 est.)
Unemployment: 3%
Below Poverty Line: 14.4% (2016 est.)
Literacy Rate: Not Available
Avg. Years of Education:
17 (2020) (M), 16 (2020) (F)

Social & Media Indicators

Inclusive Internet Index: 2nd
Social Progress Index: 17th
Corruption Perception Index: 31st
Economic Freedom Index: 19th (Mostly Free)
Media Freedom Index: 43rd
Internet Penetration: 98%
Social Media Penetration: 91.2%
Mobile Connections: 122.6%
Most Used SNS: KakaoTalk
Global Soft Power: 15th
Gender Inequality: 15th

Samoa



PD Spending FY22: \$95,641
DP (.7) FY22: \$95,641

176th Global PD Spending Rank FY22 -1.73% Change in PD Spending from FY21

Demographics & Literacy

Geographical Area (sq. km.): 2,831
Population: 222,382
Below 24 yrs. old: 48.9%
Refugee population: Not Available
Urban population: 17.5%
GDP/Capita: \$6,300 (2020 est.)
Unemployment: 9.9%
Below Poverty Line: 20.3% (2013 est.)
Literacy Rate: 99.1%
Avg. Years of Education:
Not Available (M), Not Available (F)

Social & Media Indicators

Inclusive Internet Index: Not Available
Social Progress Index: Not Available
Corruption Perception Index: Not Available
Economic Freedom Index: 40th (Moderately Free)
Media Freedom Index: 45th
Internet Penetration: 33.6%
Social Media Penetration: 65.7%
Mobile Connections: 73.9%
Most Used SNS: Facebook
Global Soft Power: Not Available
Gender Inequality: 99th

Singapore



PD Spending FY22: \$1,525,670
DP (.7) FY22: \$1,520,000

78th Global PD Spending Rank FY22 +2.03% Change in PD Spending from FY21

Demographics & Literacy

Geographical Area (sq. km.): 719
Population: 5,975,689
Below 24 yrs. old: 27.8%
Refugee population: Not Available
Urban population: 100%
GDP/Capita: \$93,400 (2020 est.)
Unemployment: 3.5%
Below Poverty Line: Not Available
Literacy Rate: 97.5%
Avg. Years of Education:
16 (2020) (M), 17 (2020) (F)

Social & Media Indicators

Inclusive Internet Index: 1st
Social Progress Index: 28th
Corruption Perception Index: 5th
Economic Freedom Index: 1st (Free)
Media Freedom Index: 139th
Internet Penetration: 92%
Social Media Penetration: 89.5%
Mobile Connections: 147th
Most Used SNS: YouTube
Global Soft Power: 21st
Gender Inequality: 7th

Thailand



PD Spending FY22: \$2,105,375
DP (.7) FY22: \$2,050,000

53rd Global PD Spending Rank FY22 -3.64% Change in PD Spending from FY21

Demographics & Literacy

Geographical Area (sq. km.): 513,120
Population: 71,697,030
Below 24 yrs. old: 29.5%
Refugee population: 91,349
Urban population: 53.6%
GDP/Capita: \$17,300 (2020 est.)
Unemployment: 1%
Below Poverty Line: 9.9% (2018 est.)
Literacy Rate: 93.8%
Avg. Years of Education:
15 (2016) (M), 16 (2016) (F)

Social & Media Indicators

Inclusive Internet Index: 41st
Social Progress Index: 71st
Corruption Perception Index: 101st
Economic Freedom Index: 70th (Moderately Free)
Media Freedom Index: 115th
Internet Penetration: 77.8%
Social Media Penetration: 81.2%
Mobile Connections: 136.5%
Most Used SNS: Facebook
Global Soft Power: 41st
Gender Inequality: 79th

Timor-Leste



PD Spending FY22: \$482,427
DP (.7) FY22: \$472,625

150th Global PD Spending Rank FY22 +52.22% Change in PD Spending from FY21

Demographics & Literacy

Geographical Area (sq. km.): 14,874
Population: 1,341,296
Below 24 yrs. old: 60.3%
Refugee population: Not Available
Urban population: 32.5%
GDP/Capita: \$3,200 (2020 est.)
Unemployment: 5%
Below Poverty Line: 41.8% (2014 est.)
Literacy Rate: 68.1%
Avg. Years of Education:
Not Available (M), Not Available (F)

Social & Media Indicators

Inclusive Internet Index: Not Available
Social Progress Index: 112th
Corruption Perception Index: 77th
Economic Freedom Index: 164th (Repressed)
Media Freedom Index: 17th
Internet Penetration: 51%
Social Media Penetration: 31.7%
Mobile Connections: 108.4%
Most Used SNS: Facebook
Global Soft Power: Not Available
Gender Inequality: 89th

Vietnam



PD Spending FY22: \$2,140,575
DP (.7) FY22: \$2,130,000

52nd Global PD Spending Rank FY22 -25.81% Change in PD Spending from FY21

Demographics & Literacy

Geographical Area (sq. km.): 331,210
Population: 98,186,856
Below 24 yrs. old: 37.8%
Refugee population: Not Available
Urban population: 39.5%
GDP/Capita: \$8,200 (2020 est.)
Unemployment: 2.4%
Below Poverty Line: 6.7% (2018 est.)
Literacy Rate: 95.8%
Avg. Years of Education:
Not Available (M), Not Available (F)

Social & Media Indicators

Inclusive Internet Index: 46th
Social Progress Index: 77th
Corruption Perception Index: 77th
Economic Freedom Index: 84th (Moderately Free)
Media Freedom Index: 174th
Internet Penetration: 73.2%
Social Media Penetration: 78.1%
Mobile Connections: 158.3%
Most Used SNS: Facebook
Global Soft Power: 69th
Gender Inequality: 71st



U.S. PUBLIC DIPLOMACY IN EUROPE AND EURASIA



Spanish exchange program participants visit NATO air base in October 2022.

BUREAU OF EUROPEAN AND EURASIAN AFFAIRS (EUR)

	FY 2018 Actual	FY 2019 Actual	FY 2020 Actual	FY 2021 Actual	FY 2022 Actual	FY 2023 Planned
DP (.7)	\$78.25 million	\$73.20 million	\$67.18 million	\$70.19 million	\$71.04 million	\$59.41 million
American Salaries	\$31.19 million	\$33.64 million	\$31.69 million	\$33.54 million	\$35.22 million	\$38.04 million
Supplemental	\$33.67 million	38.01 million	42.65 million	\$40.29 million	\$56.98 million	\$47.94 million
BBG/USAGM	\$62.84 million	\$65.85 million	\$71.02 million	\$74.10 million	\$72.86 million	\$82.22 million
Total	\$205.95 million	\$212.86 million	\$213.31 million	\$218.12 million	\$236.10 million	\$227.61 million

Strategic Overview

The State Department's Bureau of European and Eurasian Affairs (EUR) advances U.S. prosperity and security by recognizing European countries and publics as force multipliers on issues of bilateral, regional, and international importance. Engagement with communities throughout Europe and Eurasia bolsters U.S. bilateral and multilateral partnerships in an evolving security environment and reinforces U.S. actions to strengthen democracy and the rule of law, promote deeper transatlantic cooperation, and confront global challenges. These partnerships promote shared interests of freedom, democracy, and rule of law that undergird U.S. national security.

U.S. public diplomacy programming in Europe and Eurasia strengthens the United States' strategic partnerships with some of its oldest and closest allies and builds mutual understanding and receptivity to U.S. policy objectives among the region's approximately 849 million people, including populations living in countries whose leadership challenges U.S. geopolitical interests. Additionally, public diplomacy programs enable the United States to analyze, engage, inform, and foster cooperation with European audiences in support of U.S. foreign policy goals.

To mobilize its public diplomacy assets, EUR's Office of Press and Public Diplomacy (EUR/PPD) deploys a team of 180 Foreign Service Officers and 484 locally employed staff across 49 missions (75 U.S. embassies, consulates, and branches) and operates 147 American Spaces (libraries, cultural centers, and information resource centers), which feature a variety of public U.S.-sponsored programs and speakers.

U.S. Foreign Policy Goals

In alignment with the 2022 National Security Strategy, the following U.S. foreign policy goals in Europe and Eurasia were outlined in EUR's Joint Regional Strategy in 2022:

- Revitalize European alliances and partnerships in the evolving security environment;
- Strengthen democracy and the rule of law throughout Europe and Eurasia;
- Promote deeper trade, investment, and energy cooperation, accelerate transatlantic connections, and collaborate with the EU, NATO Allies, and European and Eurasian partners to counter non-market and coercive economic practices;
- Leverage alliances and partnerships to ensure Russia's strategic failure in its war in Ukraine and to address other global and regional threats and challenges; and
- Recruit, develop, and retain EUR talent that represents the diversity of the United States and has the set of skills necessary to advance the Bureau's goals.

U.S. Public Diplomacy Program Objectives

U.S. public diplomacy in Europe advances U.S. foreign policy goals and specifically seeks to:

- Deepen and strengthen the transatlantic relationship based on common democratic values and governance, respect for human rights and the rule of law, strong economic ties, and a commitment to shared prosperity and security.
- Strengthen European support for Ukraine, defend against Russian malign influence, and counter disinformation in all forms.
- Encourage a shared approach when it comes to key issues like ensuring peace and stability across the Taiwan Strait, build European resilience to PRC economic influence and propaganda, and look for ways to cooperate with the PRC to solve big challenges.
- Secure ambitious climate mitigation and adaptation outcomes in support of international climate agreements, including the Paris Agreement, and transatlantic priorities.
- End protracted conflicts, increase stability, and restore sovereignty within the European space.
- Increase trade and investment between the United States and Europe and address existing trade irritants.
- Lead global health security improvements to prevent or mitigate against future pandemics.
- Leverage the U.S. commitment to Diversity, Equity, Inclusion, and Accessibility to highlight the true face of American diplomacy and use PD programming to engage underrepresented/underserved communities.

Deepen and strengthen the transatlantic relationship based on common democratic values and governance, respect for human rights and the rule of law, strong economic ties, and a commitment to shared prosperity and security.

Mission Spain—Defensa y Yo: To help university students in Spain better understand the security and defense challenges facing the transatlantic community, Mission Spain created the *Defensa y Yo* program, which includes three key elements: 1) a U.S. expert speaker series in select public universities on critical topics like cybersecurity, energy, the future of NATO, the PRC and Russia, and modern warfare; 2) a contest featuring student projects on issues covered in the lecture series; and 3) a group trip to NATO headquarters in Brussels for contest winners. In FY 2022, *Defensa y Yo* was at 10 universities and will expand to 16 universities in FY 2023.



Break dancers at the Games for All event at Embassy Paris.

Strengthen European support for Ukraine, defend against Russian malign influence, and counter disinformation in all forms.

In 2022, EUR/PPD continued to counter Russia's anti-Western agenda throughout the Russian periphery and wider Europe. The Russian government sponsors a sophisticated propaganda apparatus at home and abroad. Overt, state-sponsored broadcasts reach over 700 million people across 130 countries in more than 30 languages. The Russian government also funds think tanks and other outside organizations in neighboring states to promote false narratives, portray the West as a threat, and undermine trust in independent media, Western institutions, and democratic values.

EUR/PPD organized several messaging campaigns for audiences throughout Europe to pre-empt and push back on Russian disinformation regarding Russia's war in Ukraine. This included efforts to draw attention to Russian atrocities in Ukraine, highlight Russia's attempts to use energy to coerce European governments away from supporting Ukraine, and demonstrate the importance of NATO to transatlantic security, among other themes. The campaigns used the full range of public diplomacy tools, including media interviews, digital assets, meetings with think tank representatives, outreach to the diaspora community, alumni engagement, American Space programming, and support to "third-party voices," including amplifying Ukrainian civil society voices with broader European publics.

Through the Rapid Response Unit, EUR/PPD messaged directly to Russian audiences in-country and the diaspora to counter Kremlin-led narratives about its war in Ukraine. Work is conducted in coordination with Embassy Moscow, the Brussels Media Hub, and R family bureaus, with the primary goal of creating original social media video content highlighting the realities of the war that is direct, research-based, and produced in the Russian language. In FY 2022, these videos achieved approximately 500,000 views on Russia's most popular social media platforms.

Encourage a shared approach when it comes to key issues like ensuring peace and stability across the Taiwan Strait, build European resilience to PRC economic influence and propaganda, and look for ways to cooperate with the PRC to solve big challenges.

The PRC is attempting to drive a wedge through transatlantic alliances and partnerships and redefine foundational values of the international system through what it calls "discourse power." This is not simply the PRC's answer to U.S. soft power, but a long-term strategic effort to redefine the terms of understanding that surround core shared values such as human rights and sovereignty. EUR seeks to strengthen the alignment between the U.S. and Europe within multilateral organizations and engagement on global issues, including the Indo-Pacific and Taiwan. Issue-focused engagement that is audience-specific and localized is much more effective than broad-stroke messaging.

EUR's PD Sections develop and deploy tailored, localized engagement leveraging resources from Washington across topics of human rights, media literacy, cybersecurity, and academic and research integrity. For example, EUR coordinated closely with GPA to ensure a successful paid media campaign related to human rights violations in Xinjiang, China. The campaign raised awareness about PRC disinformation in France, Belgium, and Luxembourg regarding human rights violations and abuses against predominantly Muslim Uyghurs and members of other religious and ethnic minority groups in Xinjiang.

In total, campaign paid media efforts earned over 150 million impressions and 1.3 million clicks to all content. Share America articles garnered 156,000 total website sessions with an average session time of nearly 80 seconds, long enough to read all or most of each article. One month of video promotion recorded 113 million impressions and one million clicks. The multimedia campaign shed light on PRC attempts to prevent increased scrutiny and action by international organizations on human rights, specifically the United Nations.

Secure ambitious climate mitigation and adaptation outcomes in support of international climate agreements, including the Paris Agreement, and transatlantic priorities.

The region is already seeing the impacts of the climate crisis on communities, land use, agriculture, forests, water regimes, ecosystems, energy, infrastructure, settlement patterns, and human health. These challenges have created public awareness of and calls for action on climate change, strongly influenced by civil society and independent media in the region. Countries in the region have largely committed to significantly reduce emissions, including to net zero by 2050, and to strengthen adaptation and resilience.

In June 2022, NASA and Embassy Bern co-sponsored the Global Learning and Observation to Benefit the Environment (GLOBE) program, Switzerland's first-ever national research and poster competition. More than 300 groups of students competed to participate in the event and submitted their research in the areas of biodiversity, climate change, and soil and water quality. At the event, the NASA Associate Administrator delivered remarks on impacts of climate change and shared some of NASA's relevant innovative projects with the audience.

End protracted conflicts, increase stability, and restore sovereignty within the European space.

Russia continues its efforts to undermine regional solidarity and transatlantic integration, including through active aggression and/or threats to the territorial integrity of neighboring states. Strategic frameworks on Russia, the Black Sea, and other areas focus on resolutions to these conflicts, hold Russia accountable for its actions and war crimes, and build partners' resiliency to prevent further escalation and protect their sovereign interests. Working with State, the U.S. government interagency, allies, and partners, EUR uses diplomacy, deterrence measures, foreign assistance, economic tools, public and private messaging, and other methods to help European and Eurasian countries protect or reclaim their sovereignty from Russia.

Public diplomacy programs support both Embassy Baku and Embassy Yerevan efforts to contribute to progress towards a peaceful, durable settlement of the long-running conflict between Armenia and Azerbaijan through informal and people-to-people diplomacy efforts. These programs engage youth, journalists, academics, and other influencers to increase people-to-people contact. In cooperation with a private university in Germany, the USG funded a project within the

Armenia-Azerbaijan Dialogue Series that brought together diverse communities of experts in Berlin and regionally for three rounds of structured dialogue on the economic connectivity between Armenia and Azerbaijan.

Increase trade and investment between the United States and Europe and address existing trade irritants.

In 2022, the Secretary of State co-chaired two U.S.-EU Trade and Technology Councils (TTC), for which EUR/PPD led the Bureau's public engagement strategy. Sharp criticism from EU member states and the European public over U.S. legislation threatened to overshadow the TTC and jeopardize bilateral relationships. To overcome these complex policy challenges, EUR/PPD led an interagency team from the Departments of State, Commerce, and Labor to support U.S. diplomatic engagement. In coordination with posts and interagency partners, PPD developed talking points that were deployed by U.S. government principals with European interlocutors and devised a public messaging campaign that emphasized the benefits of transatlantic cooperation on trade and technological innovation for all parties.

Lead global health security improvements to prevent or mitigate against future pandemics.

The U.S. and other actively engaged partners are working to address the grave challenges caused or aggravated by the COVID-19 pandemic, including growing debt, rising poverty, deteriorating food security, backsliding in democracy and governance, and worsening gender-based violence. In 2022, Mission Italy hosted a virtual speaker program with U.S. scientific communicator and physicist Marc Buchanan. The program helped journalism students better understand the importance of data-based reporting on scientific topics, particularly around global health issues. The program discussed ways to build trust in science with readers and how to best communicate science to a non-scientific audience.

Leverage the U.S. commitment to Diversity, Equity, Inclusion, and Accessibility to highlight the true face of American diplomacy and use PD programming to engage underrepresented/underserved communities.

EUR's Public Diplomacy Diversity, Equity, Inclusion, and Accessibility (DEIA) Working Group, launched in August 2020, analyzes how to better monitor, support, and promote post-led PD efforts to highlight U.S. diversity and encourage inclusive public engagement in Europe. The group is open to all domestic and overseas PD staff in EUR. Monthly meetings provide space to discuss current challenges, relevant issues, and share ideas and best practices on embedding U.S. values and DEIA policy in post programming. The group supports PD professionals as they incorporate DEIA principles into strategic planning and public diplomacy engagement.

As an illustration of field based DEIA efforts, Embassy Copenhagen organized a series of public engagements to promote greater inclusion in the workforce. For example, Coca-Cola Company's former Global Chief Diversity Equity and Inclusion Officer shared best practices on inclusive leadership and cultivating a DEIA-friendly business culture. PAS Copenhagen also partnered with a Danish NGO to relaunch the Danish Diversity Charter in which 50 Danish companies committed to strengthening DEIA within their organizations. Finally, in December 2022, Embassy Copenhagen co-sponsored a Women in Leadership Forum in which more than 200 business leaders, advocates, and decision makers discussed approaches to closing the corporate gender gap in Denmark.



"Among Friends" podcast on German-American trade relations.

Representative Public Diplomacy Programs

Rapid Response Unit (RRU) - Countering Kremlin-led Narratives

with "Bitter Truths or Sweet Lies" Video Series: To counter Russian disinformation within Russia, the RRU sought to amplify contradictory Russian voices, including Putin's own, in short videos called "Bitter Truths or Sweet Lies" (based on a Russian proverb). From June to December 2022, the team developed five Russian-language videos in this series, along with several stand-alone pieces, that collectively earned over one million engagements in Russia across social media platforms, including Telegram, Vkontakte, Instagram, Facebook, and Twitter – an achievement of note in the current highly restricted media environment. The videos highlight the Russian government's ongoing attempts to conceal from its citizens the realities of the war in Ukraine.

Promote Digital Media Outreach and Strengthen Media

Credibility: EUR undertakes several lines of effort to ensure that digital information technologies are used to advance democratic resilience and democratic principles across the region. First, the bureau continues to invest in building the capacities of its officer corps and LE staff. This includes researching and educating staff on both the science of digital communications strategies and art of digital communications productions. Following Russia's invasion of Ukraine, EUR invested in advanced digital media monitoring, social listening, and analytic assessment capacities to develop more comprehensive and data-driven responses to Kremlin disinformation.

Second, the bureau continues to coordinate the provision of credible and engaging digital policy content through its embassies' digital properties to make certain that Department messaging is accessible and relevant within competitive information environments. This ensures that audiences across the region can have access to consistent and clear materials identifying the reasoning, implementation, and impact of U.S. government policies. In 2022, EUR coordinated region-wide messaging in support of Ukraine, which required producing, collecting, and deploying significant amounts of digital policy content across the region.

Third, the bureau works to build the capacities of regional partners, including government partners, journalists, and civil society organizations. It also supports the digital strategic communications and counter-disinformation policies and practices of partner governments through its European Digital Diplomacy Exchange (EDDE) program. The EDDE, which includes Ukraine as a member, coordinated messaging across a range of government partners to project a whole-of-region commitment to Ukraine's territorial integrity and sovereignty in the face of Russian aggression. It was

also used to co-develop messaging products that were deployed across the region, as well as to provide professional, pre-developed content for publication by less-resourced regional partners.

Ukraine - Sustaining Local Media to Defend Against Russian Malign Influence and Counter Disinformation: Embassy Kyiv supported the establishment of ten regional media hubs and provided financial assistance to journalists who were forced to flee their homes owing to the ongoing war. The Embassy's Media Development Fund (MDF) helped sustain independent media operations of print publications and TV channels in border regions, which suffered from shelling. The MDF also aided relocated journalists through regional press clubs in the west and south of the country. Finally, the MDF program supported the development and sustainability of Ukraine's independent media, especially in areas where commercial and oligarch-backed news outlets are prevalent, and in regions affected by the war. The program also provided resources to ensure the safety and security of journalists and independent media outlets, allowing them to continue working despite the Russian military invasion

Serbia - Strengthening Transatlantic Relationships Through University Partnerships: In collaboration with the University of Toledo and the University of Belgrade Vinca Institute of Nuclear Sciences, Embassy Belgrade supported an academic partnership focused on the importance of renewable energy and water sustainability education. Through workshops covering topics such as renewable energy sources, solar energy, and energy's impact on clean water, the goal is to establish student experts who can raise awareness about the importance of solar energy in Serbia. This cross-institutional collaboration also serves as a strong foundation for continued scientific and community endeavors.

Finland - Partnership with Ministry of Education Expands Student and Teacher Mobility:

"Transatlantic classroom" is a program co-funded by the U.S. Embassy in Finland and the Finnish National Agency for Education operating under the Ministry of Education. The purpose of the program is to increase student and teacher mobility between the United States and Finland. During this program, students and teachers work on a series of projects focusing on topical issues, including addressing climate change and promoting diversity, equity, inclusion, and accessibility in education.

North Macedonia - Mobile App Expands Outreach

Opportunities: Embassy Skopje expanded local public engagement through the launch of a youth focused mobile application--the American Corners Engagement App. In addition to offering a digital platform designed to connect new and existing audiences to the five American Corners in North Macedonia, this app provides a user-friendly approach to attend and organize events, access American Corner resources, and be notified of upcoming events and news. During FY 2022, the app received over 500 downloads and increased attendance at American Corner events.

SPOTLIGHT ON FUNDING AND RESOURCE GAPS: IMPACTS BY THE NUMBERS

Address Increased Wage and Price Driven Costs: Since FY 2018, PD sections in EUR have absorbed over \$14 million in wage and price increases that have crowded out the ability to fund existing public diplomacy programs. This amount represents over 20 percent of EUR's projected FY 2023 budget for DP .7. EUR missions have experienced cumulative cuts of over 10 percent and are no longer able to fund the same amount of programming owing to rising costs. In FY 2023, approximately one-third of EUR missions project to spend over 70 percent of their DP .7 budgets on local staff salaries and benefits alone. These increased costs limit available funding for crucial public diplomacy programs needed to counter programs and narratives funded by Russia and the PRC.

Expand Staff to Manage Increase in Grants Funding: In some parts of the EUR region, there has been a significant increase (34 percent since FY 2021) in foreign assistance funding to counter Russian influence and prevent democratic backsliding, without an increase in staff. Additional grants officers would allow posts to increase capacity for strategic planning and ensure proper oversight of these funds.

Invest in Digital Staff and Funding Mechanisms: Digital media has become one of the EUR's most effective vehicles for advancing U.S. government policy priorities – capable of reaching more than 17 million people across 215 mission accounts. While digital media is a cost-efficient messaging vehicle, EUR would benefit from additional LE staff as well as a consistent funding mechanism to assure regular procurement of updated hardware for its digitally focused programming.

Mission Germany experiences resource constraints despite receiving the largest DP .7 allocation in EUR. PD LE staff numbers in Germany took a 25 percent cut a decade ago, limiting post's capacity for outreach to key audiences, particularly in the consulate regions. With additional PAOs and LE staff, Mission Germany would be in a better position to engage on economic issues – especially in North Rhine-Westphalia, which would be Europe's sixth-largest economy if it were an independent country. Additional personnel would also increase ability to effectively counter growing disinformation and malign influence, particularly in consular districts where Russian and/or PRC diplomatic presence vastly outnumbers the U.S. presence.

Increased costs can disproportionately affect smaller posts. The budget of the *public diplomacy section (PDS) in Bern* has been cut by nearly \$60,000 since FY 2020. Post currently spends 93 percent of its DP .7 budget on staffing, with very limited funds available to support programs at a time of growing skepticism about the United States among the Swiss public. PDS Bern also supports numerous media engagements around the annual World Economic Forum. Additional funding is required in order for post to adequately support high-level Congressional and Executive Branch delegations at the forum.

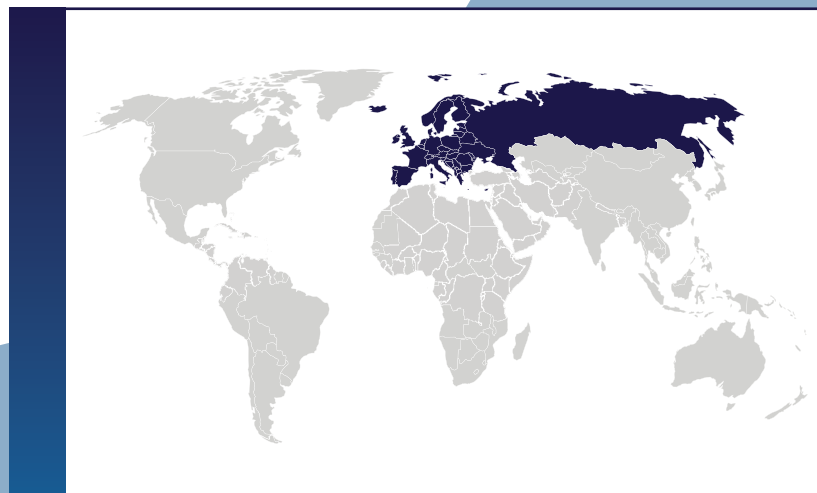
FY 2022 EUR PD SPENDING RANKED BY POST

	Country Name	FY 2019		FY 2020		FY 2021		FY 2022	
		D&CP	Supplemental	D&CP	Supplemental	D&CP	Supplemental	D&CP	Supplemental
1	Ukraine	\$2.91 million	\$6 million	\$2.24 million	\$9.69 million	\$2.61 million	\$8.07 million	\$2.18 million	\$18.27 million
2	Russia	\$4.99 million	\$6.78 million	\$5.28 million	\$7.52 million	\$5.23 million	\$6.21 million	\$4.99 million	\$6.50 million
3	Germany	\$5.86 million	\$0	\$5.50 million	\$0	\$6.57 million	\$0	\$6.11 million	\$27,800
4	Georgia	\$1.32 million	\$3.27 million	\$1.59 million	\$3.09 million	\$1.08 million	\$3.77 million	\$1.17 million	\$4.13 million
5	Moldova	\$1.08 million	\$3.78 million	\$607,900	\$3.78 million	\$920,200	\$3.90 million	\$625,668	\$4.04 million
6	Bosnia and Herzegovina	\$1.63 million	\$3.15 million	\$1.10 million	\$3.15 million	\$1.45 million	\$3.15 million	\$1.11 million	\$3.12 million
7	Serbia	\$1.30 million	\$2.36 million	\$1.62 million	\$2.29 million	\$1.21 million	\$2.60 million	\$1.19 million	\$2.67 million
8	France and Monaco	\$3.70 million	\$0	\$3.58 million	\$0	\$3.84 million	\$0	\$3.63 million	\$55,010
9	Türkiye	\$2.86 million	\$0	\$3.41 million	\$200,000	\$3.05 million	\$0	\$3.54 million	\$22,000
10	Armenia	\$858,500	\$1.52 million	\$760,300	\$1.52 million	\$926,300	\$1.88 million	\$955,975	\$2.56 million
11	Italy and San Marino	\$3.48 million	\$0	\$3.22 million	\$0	\$3.53 million	\$0	\$3.33 million	\$17,000
12	Albania	\$719,700	\$1.38 million	\$1.41 million	\$2.34 million	\$648,600	\$2.40 million	\$705,487	\$2.41 million
13	Kosovo	\$590,500	\$1.73 million	\$545,400	\$1.70 million	\$694,100	\$2.42 million	\$554,344	\$2.31 million
14	Spain and Andorra	\$2.63 million	\$0	\$2.81 million	\$0	\$2.74 million	\$0	\$2.60 million	\$20,400
15	United Kingdom	\$2.26 million	\$0	\$2.39 million	\$0	\$2.69 million	\$0	\$2.42 million	\$19,800
16	North Macedonia	\$860,000	\$1.27 million	\$874,200	\$972,000	\$756,500	\$1.57 million	\$1.06 million	\$1.28 million
17	Poland	\$2.12 million	\$0	\$1.99 million	\$0	\$2.07 million	\$0	\$1.89 million	\$414,200
18	Montenegro	\$367,800	\$1.20 million	\$405,100	\$1 million	\$356,400	\$1.25 million	\$718,702	\$1.43 million
19	Belarus	\$743,100	\$575,000	\$729,600	\$665,000	\$776,300	\$730,000	\$973,126	\$892,850
20	Belgium	\$1.70 million	\$0	\$1.80 million	\$0	\$1.94 million	\$0	\$1.84 million	\$4,700
21	Azerbaijan	\$1.02 million	\$730,000	\$968,500	\$777,000	\$1.04 million	\$777,000	\$1.00 million	\$804,770
22	Austria	\$1.98 million	\$0	\$1.61 million	\$0	\$1.72 million	\$0	\$1.73 million	\$11,050
23	Greece	\$1.73 million	\$0	\$1.78 million	\$0	\$1.71 million	\$0	\$1.67 million	\$15,300
24	Czech Republic	\$1.47 million	\$0	\$1.41 million	\$0	\$1.48 million	\$0	\$1.41 million	\$209,300

		FY 2019		FY 2020		FY 2021		FY 2022	
	Country Name	D&CP	Supplemental	D&CP	Supplemental	D&CP	Supplemental	D&CP	Supplemental
25	Romania	\$1.79 million	\$506,250	\$1.05 million	\$0	\$1.36 million	\$0	\$1.33 million	\$6,100
26	Bulgaria	\$914,300	\$0	\$950,800	\$0	\$985,900	\$0	\$914,346	\$354,900
27	Slovakia	\$1.18 million	\$0	\$1.17 million	\$0	\$1.21 million	\$0	\$1.13 million	\$108,700
28	Netherlands	\$1.35 million	\$0	\$1.22 million	\$0	\$1.29 million	\$0	\$1.18 million	\$13,200
29	Croatia	\$1.16 million	\$0	\$1.14 million	\$0	\$1.19 million	\$0	\$1.11 million	\$10,500
30	Hungary	\$890,600	\$0	\$928,000	\$0	\$1.01 million	\$0	\$870,221	\$210,800
31	European Union	\$951,300	\$0	\$987,000	\$0	\$1.06 million	\$0	\$1.03 million	\$10,150
32	Estonia	\$908,200	\$0	\$664,800	\$0	\$724,500	\$0	\$1.00 million	\$4,500
33	Denmark	\$879,300	\$0	\$989,000	\$1.8 million	\$1.05 million	\$0	\$955,398	\$7,000
34	Sweden	\$898,100	\$0	\$941,200	\$0	\$934,000	\$0	\$934,907	\$5,500
35	Finland	\$871,200	\$0	\$901,600	\$0	\$994,300	\$0	\$909,941	\$5,900
36	Portugal	\$1.17 million	\$0	\$824,400	\$0	\$853,500	\$0	\$851,102	\$8,200
37	NATO	\$822,700	\$0	\$854,900	\$0	\$921,700	\$0	\$846,490	\$9,400
38	Norway	\$755,200	\$0	\$750,800	\$0	\$837,900	\$0	\$843,135	\$6,400
39	Slovenia	\$687,100	\$0	\$692,600	\$0	\$732,500	\$0	\$686,972	\$154,634
40	Latvia	\$792,800	\$0	\$677,500	\$0	\$714,000	\$0	\$811,192	\$3,800
41	Lithuania	\$748,000	\$0	\$748,700	\$0	\$673,000	\$0	\$689,139	\$6,200
42	Cyprus	\$628,700	\$0	\$635,300	\$0	\$649,500	\$0	\$601,650	\$7,600
43	Switzerland and Liechtenstein	\$559,000	\$0	\$627,100	\$0	\$608,500	\$0	\$595,234	\$5,400
44	Iceland	\$471,900	\$0	\$452,700	\$0	\$531,200	\$0	\$557,997	\$3,100
45	Ireland	\$477,000	\$0	\$518,300	\$0	\$581,100	\$0	\$533,588	\$3,400
46	Luxembourg	\$310,200	\$0	\$349,700	\$0	\$378,300	\$0	\$496,921	\$700
47	OSCE	\$325,500	\$0	\$365,600	\$0	\$390,700	\$0	\$358,151	\$2,100
48	Malta	\$144,600	\$0	\$145,800	\$0	\$174,200	\$0	\$173,298	\$3,896
49	Holy See	\$109,200	\$0	\$115,200	\$0	\$109,600	\$0	\$112,904	\$700

U.S. PUBLIC DIPLOMACY IN EUROPE AND EURASIA

COUNTRY PROFILES



Albania



PD Spending FY22: \$3,115,487
DP (.7) FY22: \$705,487

35th Global PD Spending Rank FY22 +3.21% Change in PD Spending from FY21

Demographics & Literacy

Geographical Area (sq. km.): 28,748
Population: 2,842,321
Below 24 yrs. old: 33%
Refugee population: Not Available
Urban population: 64.6%
GDP/Capita: \$13,300 (2020 est.)
Unemployment: 12.7%
Below Poverty Line: 14.3% (2012 est.)
Literacy Rate: 98.1%
Avg. Years of Education:
13 (2020) (M), 15 (2020) (F)

Social & Media Indicators

Inclusive Internet Index: Not Available
Social Progress Index: 53rd
Corruption Perception Index: 101st
Economic Freedom Index: 50th (Moderately Free)
Media Freedom Index: 103rd
Internet Penetration: 72.2%
Social Media Penetration: 65.2%
Mobile Connections: 112.7%
Most Used SNS: Facebook & Instagram
Global Soft Power: 108th
Gender Inequality: 39th

Armenia



PD Spending FY22: \$3,515,975
DP (.7) FY22: \$955,975

30th Global PD Spending Rank FY22 +1.14% Change in PD Spending from FY21

Demographics & Literacy

Geographical Area (sq. km.): 29,743
Population: 2,780,469
Below 24 yrs. old: 30.3%
Refugee population: 43,979
Urban population: 63.7%
GDP/Capita: \$12,600 (2020 est.)
Unemployment: 12.7%
Below Poverty Line: 26.4% (2019 est.)
Literacy Rate: 99.8%
Avg. Years of Education:
13 (2021) (M), 14 (2021) (F)

Social & Media Indicators

Inclusive Internet Index: Not Available
Social Progress Index: 48th
Corruption Perception Index: 63rd
Economic Freedom Index: 58th (Moderately Free)
Media Freedom Index: 51st
Internet Penetration: 66.5%
Social Media Penetration: 69%
Mobile Connections: 131.1%
Most Used SNS: Facebook
Global Soft Power: Not Available
Gender Inequality: 53rd

Austria



PD Spending FY22: \$1,741,050
DP (.7) FY22: \$1,730,000

69th Global PD Spending Rank FY22 +1.22% Change in PD Spending from FY21

Demographics & Literacy

Geographical Area (sq. km.): 83,871
Population: 8,939,617
Below 24 yrs. old: 24.4%
Refugee population: 220,972
Urban population: 59.5%
GDP/Capita: \$51,900 (2020 est.)
Unemployment: 6.2%
Below Poverty Line: 13.3% (2018 est.)
Literacy Rate: Not Available
Avg. Years of Education:
16 (2020) (M), 16 (2020) (F)

Social & Media Indicators

Inclusive Internet Index: 32nd
Social Progress Index: 11th
Corruption Perception Index: 22nd
Economic Freedom Index: 22nd (Mostly Free)
Media Freedom Index: 31st
Internet Penetration: 93%
Social Media Penetration: 81.4%
Mobile Connections: 138.8%
Most Used SNS: YouTube
Global Soft Power: 25th
Gender Inequality: 12th

Azerbaijan



PD Spending FY22: \$1,804,770
DP (.7) FY22: \$1,000,000

66th Global PD Spending Rank FY22 +2.14% Change in PD Spending from FY21

Demographics & Literacy

Geographical Area (sq. km.): 86,600
Population: 10,358,074
Below 24 yrs. old: 36.0%
Refugee population: Not Available
Urban population: 57.6%
GDP/Capita: \$13,700 (2020 est.)
Unemployment: 5.9%
Below Poverty Line: 4.9% (2015 est.)
Literacy Rate: 99.8%
Avg. Years of Education:
13 (2021) (M), 14 (2021) (F)

Social & Media Indicators

Inclusive Internet Index: Not Available
Social Progress Index: 103rd
Corruption Perception Index: 157th
Economic Freedom Index: 75th (Moderately Free)
Media Freedom Index: 154th
Internet Penetration: 81.1%
Social Media Penetration: 50.7%
Mobile Connections: 116.1%
Most Used SNS: Instagram
Global Soft Power: 57th
Gender Inequality: 70th

Belarus



PD Spending FY22: \$1,865,976
DP (.7) FY22: \$973,126

59th Global PD Spending Rank FY22 +23.88% Change in PD Spending from FY21

Demographics & Literacy

Geographical Area (sq. km.): 207,600
Population: 9,534,954
Below 24 yrs. old: 25.7%
Refugee population: 17,787
Urban population: 80.7%
GDP/Capita: \$19,100 (2020 est.)
Unemployment: 3.9%
Below Poverty Line: 5% (2019 est.)
Literacy Rate: 99.9%
Avg. Years of Education:
15 (2021) (M), 15 (2021) (F)

Social & Media Indicators

Inclusive Internet Index: Not Available
Social Progress Index: 61st
Corruption Perception Index: 91st
Economic Freedom Index: 135th (Mostly Unfree)
Media Freedom Index: 153rd
Internet Penetration: 85.1%
Social Media Penetration: 46.1%
Mobile Connections: 123.3%
Most Used SNS: Instagram
Global Soft Power: Not Available
Gender Inequality: 29th

Belgium



PD Spending FY22: \$1,844,700
DP (.7) FY22: \$1,840,000

62nd Global PD Spending Rank FY22 -4.91% Change in PD Spending from FY21

Demographics & Literacy

Geographical Area (sq. km.): 30,528
Population: 11,655,930
Below 24 yrs. old: 28.4%
Refugee population: 88,023
Urban population: 98.2%
GDP/Capita: \$48,200 (2020 est.)
Unemployment: 6.3%
Below Poverty Line: 14.8% (2018 est.)
Literacy Rate: Not Available
Avg. Years of Education:
18 (2020) (M), 20 (2020) (F)

Social & Media Indicators

Inclusive Internet Index: 24th
Social Progress Index: 16th
Corruption Perception Index: 18th
Economic Freedom Index: 37th (Moderately Free)
Media Freedom Index: 23rd
Internet Penetration: 94%
Social Media Penetration: 81.7%
Mobile Connections: 98.7%
Most Used SNS: YouTube
Global Soft Power: 20th
Gender Inequality: 10th

Bosnia and Herzegovina



PD Spending FY22: \$4,230,000
DP (.7) FY22: \$1,110,000

23rd Global PD Spending Rank FY22 -5.58% Change in PD Spending from FY21

Demographics & Literacy

Geographical Area (sq. km.): 51,197
Population: 3,233,526
Below 24 yrs. old: 24%
Refugee population: 5,112
Urban population: 50.3%
GDP/Capita: \$14,300 (2020 est.)
Unemployment: 14.9%
Below Poverty Line: 16.9% (2015 est.)
Literacy Rate: 98.5%
Avg. Years of Education:
14 (2014) (M), 15 (2014) (F)

Social & Media Indicators

Inclusive Internet Index: Not Available
Social Progress Index: 63rd
Corruption Perception Index: 110th
Economic Freedom Index: 68th (Moderately Free)
Media Freedom Index: 67th
Internet Penetration: 77%
Social Media Penetration: 63%
Mobile Connections: 117.6%
Most Used SNS: Facebook
Global Soft Power: 94th
Gender Inequality: 38th

Bulgaria



PD Spending FY22: \$1,269,246
DP (.7) FY22: \$914,346

86th Global PD Spending Rank FY22 -4.99% Change in PD Spending from FY21

Demographics & Literacy

Geographical Area (sq. km.): 110,879
Population: 6,781,953
Below 24 yrs. old: 23.9%
Refugee population: 70,154
Urban population: 76.7%
GDP/Capita: \$22,400 (2020 est.)
Unemployment: 5.3%
Below Poverty Line: 23.8% (2019 est.)
Literacy Rate: 98.4%
Avg. Years of Education:
13 (2020) (M), 14 (2020) (F)

Social & Media Indicators

Inclusive Internet Index: 29th
Social Progress Index: 44th
Corruption Perception Index: 72nd
Economic Freedom Index: 29th (Mostly Free)
Media Freedom Index: 91st
Internet Penetration: 78%
Social Media Penetration: 64.8%
Mobile Connections: 134.5%
Most Used SNS: YouTube
Global Soft Power: 56th
Gender Inequality: 52nd

Croatia



PD Spending FY22: \$1,120,500
DP (.7) FY22: \$1,110,000

101st Global PD Spending Rank FY22 -5.84% Change in PD Spending from FY21

Demographics & Literacy

Geographical Area (sq. km.): 56,594
Population: 4,030,358
Below 24 yrs. old: 24.9%
Refugee population: 19,753
Urban population: 58.6%
GDP/Capita: \$26,500 (2020 est.)
Unemployment: 7.6%
Below Poverty Line: 18.3% (2018 est.)
Literacy Rate: 99.3%
Avg. Years of Education:
14 (2020) (M), 16 (2020) (F)

Social & Media Indicators

Inclusive Internet Index: Not Available
Social Progress Index: 34th
Corruption Perception Index: 57th
Economic Freedom Index: 45th (Moderately Free)
Media Freedom Index: 48th
Internet Penetration: 82%
Social Media Penetration: 71.2%
Mobile Connections: 129th
Most Used SNS: YouTube
Global Soft Power: 47th
Gender Inequality: 26th

Cyprus



PD Spending FY22: \$609,250
DP (.7) FY22: \$601,650

137th Global PD Spending Rank FY22 -6.20% Change in PD Spending from FY21

Demographics & Literacy

Geographical Area (sq. km.): 9,251
Population: 1,251,488
Below 24 yrs. old: 28%
Refugee population: 24,371
Urban population: 67%
GDP/Capita: \$37,700 (2020 est.)
Unemployment: 8%
Below Poverty Line: 14.7% (2018 est.)
Literacy Rate: 99.1%
Avg. Years of Education:
16 (2020) (M), 16 (2020) (F)

Social & Media Indicators

Inclusive Internet Index: Not Available
Social Progress Index: 30th
Corruption Perception Index: 51st
Economic Freedom Index: 23rd (Mostly Free)
Media Freedom Index: 65th
Internet Penetration: 91%
Social Media Penetration: 100%
Mobile Connections: 145.8%
Most Used SNS: Facebook
Global Soft Power: 68th
Gender Inequality: 35th

Czech Republic



PD Spending FY22: \$1,619,300
DP (.7) FY22: \$1,410,000

74th Global PD Spending Rank FY22 -3.61% Change in PD Spending from FY21

Demographics & Literacy

Geographical Area (sq. km.): 78,867
Population: 10,493,986
Below 24 yrs. old: 24.4%
Refugee population: 472,473
Urban population: 74.6%
GDP/Capita: \$38,300 (2020 est.)
Unemployment: 2.8%
Below Poverty Line: 10.1% (2018 est.)
Literacy Rate: 99%
Avg. Years of Education:
16 (2020) (M), 17 (2020) (F)

Social & Media Indicators

Inclusive Internet Index: Not Available
Social Progress Index: 23rd
Corruption Perception Index: 41st
Economic Freedom Index: 21st (Mostly Free)
Media Freedom Index: 20th
Internet Penetration: 90%
Social Media Penetration: 75%
Mobile Connections: 138%
Most Used SNS: YouTube
Global Soft Power: 43rd
Gender Inequality: 34th

Denmark



PD Spending FY22: \$962,398
DP (.7) FY22: \$955,398

112th Global PD Spending Rank FY22 -8.34% Change in PD Spending from FY21

Demographics & Literacy

Geographical Area (sq. km.): 43,094
Population: 5,882,261
Below 24 yrs. old: 28.8%
Refugee population: 64,049
Urban population: 88.5%
GDP/Capita: \$55,900 (2020 est.)
Unemployment: 5.1%
Below Poverty Line: 12.5% (2018 est.)
Literacy Rate: Not Available
Avg. Years of Education:
18 (2020) (M), 19 (2020) (F)

Social & Media Indicators

Inclusive Internet Index: 19th
Social Progress Index: 2nd
Corruption Perception Index: 1st
Economic Freedom Index: 10th (Mostly Free)
Media Freedom Index: 2nd
Internet Penetration: 99%
Social Media Penetration: 85.3%
Mobile Connections: 152.4%
Most Used SNS: YouTube
Global Soft Power: 18th
Gender Inequality: 1st

Estonia



PD Spending FY22: \$1,004,500
DP (.7) FY22: \$1,000,000

110th Global PD Spending Rank FY22 +19.88% Change in PD Spending from FY21

Demographics & Literacy

Geographical Area (sq. km.): 45,228
Population: 1,326,062
Below 24 yrs. old: 25.1%
Refugee population: 64,593
Urban population: 69.8%
GDP/Capita: \$35,600 (2020 est.)
Unemployment: 6.2%
Below Poverty Line: 21.7% (2018 est.)
Literacy Rate: 99.8%
Avg. Years of Education:
15 (2020) (M), 17 (2020) (F)

Social & Media Indicators

Inclusive Internet Index: 25th
Social Progress Index: 18th
Corruption Perception Index: 14th
Economic Freedom Index: 7th (Free)
Media Freedom Index: 4th
Internet Penetration: 92%
Social Media Penetration: 79.3%
Mobile Connections: 139.4%
Most Used SNS: YouTube
Global Soft Power: 51st
Gender Inequality: 28th

Finland



PD Spending FY22: \$915,841
DP (.7) FY22: \$909,941

116th Global PD Spending Rank FY22 -7.89% Change in PD Spending from FY21

Demographics & Literacy

Geographical Area (sq. km.): 338,145
Population: 5,540,745
Below 24 yrs. old: 27.4%
Refugee population: 56,120
Urban population: 85.8%
GDP/Capita: \$47,300 (2020 est.)
Unemployment: 7.6%
Below Poverty Line: 12.2% (2019 est.)
Literacy Rate: Not Available
Avg. Years of Education:
18 (2020) (M), 20 (2020) (F)

Social & Media Indicators

Inclusive Internet Index: Not Available
Social Progress Index: 3rd
Corruption Perception Index: 2nd
Economic Freedom Index: 9 (Mostly Free)
Media Freedom Index: 5th
Internet Penetration: 97%
Social Media Penetration: 85.2%
Mobile Connections: 169.5%
Most Used SNS: YouTube
Global Soft Power: 22nd
Gender Inequality: 6th

France

Post also oversees programs in Monaco.



PD Spending FY22: \$3,685,010
DP (.7) FY22: \$3,630,000

27th Global PD Spending Rank FY22 -4.04% Change in PD Spending from FY21

Demographics & Literacy

Geographical Area (sq. km.): 643,801
Population: 64,626,628
Below 24 yrs. old: 30.24%
Refugee population: 395,337
Urban population: 81.8%
GDP/Capita: \$42,000 (2020 est.)
Unemployment: 8%
Below Poverty Line: 13.6% (2018 est.)
Literacy Rate: Not Available
Avg. Years of Education:
16 (2012) (M), 16 (2012) (F)

Social & Media Indicators

Inclusive Internet Index: 4th
Social Progress Index: 20th
Corruption Perception Index: 21st
Economic Freedom Index: 52nd (Moderately Free)
Media Freedom Index: 26th
Internet Penetration: 93%
Social Media Penetration: 80.3%
Mobile Connections: 108%
Most Used SNS: YouTube
Global Soft Power: 6th
Gender Inequality: 22nd

Georgia



PD Spending FY22: \$5,300,000
DP (.7) FY22: \$1,170,000

15th Global PD Spending Rank FY22 +1.92% Change in PD Spending from FY21

Demographics & Literacy

Geographical Area (sq. km.): 69,700
Population: 3,744,385
Below 24 yrs. old: 29.3%
Refugee population: 25,204
Urban population: 60.7%
GDP/Capita: \$14,100 (2020 est.)
Unemployment: 12.2%
Below Poverty Line: 19.5% (2019 est.)
Literacy Rate: 99.6%
Avg. Years of Education:
16 (2021) (M), 16 (2021) (F)

Social & Media Indicators

Inclusive Internet Index: Not Available
Social Progress Index: 50th
Corruption Perception Index: 41st
Economic Freedom Index: 26th (Mostly Free)
Media Freedom Index: 89th
Internet Penetration: 72.5%
Social Media Penetration: 84.3%
Mobile Connections: 144.1%
Most Used SNS: Facebook
Global Soft Power: 49th
Gender Inequality: 66th

Germany



PD Spending FY22: \$6,137,800
DP (.7) FY22: \$6,110,000

10th Global PD Spending Rank FY22 -6.58% Change in PD Spending from FY21

Demographics & Literacy

Geographical Area (sq. km.): 357,022
Population: 83,369,843
Below 24 yrs. old: 22.7%
Refugee population: 2,150,339
Urban population: 77.8%
GDP/Capita: \$50,900 (2020 est.)
Unemployment: 3.6%
Below Poverty Line: 14.8% (2018 est.)
Literacy Rate: Not Available
Avg. Years of Education:
17 (2020) (M), 17 (2020) (F)

Social & Media Indicators

Inclusive Internet Index: 14th
Social Progress Index: 8th
Corruption Perception Index: 9th
Economic Freedom Index: 16th (Mostly Free)
Media Freedom Index: 16th
Internet Penetration: 93%
Social Media Penetration: 86.5%
Mobile Connections: 141%
Most Used SNS: YouTube
Global Soft Power: 3rd
Gender Inequality: 19th

Greece



PD Spending FY22: \$1,685,300
DP (.7) FY22: \$1,670,000

73rd Global PD Spending Rank FY22 -1.44% Change in PD Spending from FY21

Demographics & Literacy

Geographical Area (sq. km.): 131,957
Population: 10,384,971
Below 24 yrs. old: 24.9%
Refugee population: 102,298
Urban population: 80.7%
GDP/Capita: \$27,300 (2020 est.)
Unemployment: 14.7%
Below Poverty Line: 17.9% (2018 est.)
Literacy Rate: 97.9%
Avg. Years of Education:
20 (2020) (M), 20 (2020) (F)

Social & Media Indicators

Inclusive Internet Index: 18th
Social Progress Index: 33rd
Corruption Perception Index: 51st
Economic Freedom Index: 77th (Moderately Free)
Media Freedom Index: 108th
Internet Penetration: 82.2%
Social Media Penetration: 71.5%
Mobile Connections: 144.3%
Most Used SNS: YouTube
Global Soft Power: 36th
Gender Inequality: 32nd

Holy See



PD Spending FY22: \$113,604
DP (.7) FY22: \$112,904

174th Global PD Spending Rank FY22 +3.65% Change in PD Spending from FY21

Demographics & Literacy

Geographical Area (sq. km.): 0
Population: 510
Below 24 yrs. old: Not Available
Refugee population: Not Available
Urban population: 100%
GDP/Capita: Not Available
Unemployment: Not Available
Below Poverty Line: Not Available
Literacy Rate: Not Available
Avg. Years of Education:
Not Available (M), Not Available (F)

Social & Media Indicators

Inclusive Internet Index: Not Available
Social Progress Index: Not Available
Corruption Perception Index: Not Available
Economic Freedom Index: Not Available
Media Freedom Index: Not Available
Internet Penetration: Not Available
Social Media Penetration: Not Available
Mobile Connections: Not Available
Most Used SNS: Not Available
Global Soft Power: Not Available
Gender Inequality: Not Available

Hungary



PD Spending FY22: \$1,081,021
DP (.7) FY22: \$870,221

104th Global PD Spending Rank FY22 -10.66% Change in PD Spending from FY21

Demographics & Literacy

Geographical Area (sq. km.): 93,028
Population: 9,967,308
Below 24 yrs. old: 25%
Refugee population: 32,850
Urban population: 72.9%
GDP/Capita: \$31,000 (2020 est.)
Unemployment: 4.1%
Below Poverty Line: 12.3% (2018 est.)
Literacy Rate: 99.1%
Avg. Years of Education:
15 (2020) (M), 15 (2020) (F)

Social & Media Indicators

Inclusive Internet Index: 44th
Social Progress Index: 42nd
Corruption Perception Index: 77th
Economic Freedom Index: 48th (Moderately Free)
Media Freedom Index: 85th
Internet Penetration: 89%
Social Media Penetration: 75.6%
Mobile Connections: 117.4%
Most Used SNS: YouTube
Global Soft Power: 48th
Gender Inequality: 55th

Iceland



PD Spending FY22: \$561,097
DP (.7) FY22: \$557,997

142nd Global PD Spending Rank FY22 +5.63% Change in PD Spending from FY21

Demographics & Literacy

Geographical Area (sq. km.): 103,000
Population: 372,899
Below 24 yrs. old: 33.2%
Refugee population: Not Available
Urban population: 94%
GDP/Capita: \$52,300 (2020 est.)
Unemployment: 6%
Below Poverty Line: 8.8% (2017 est.)
Literacy Rate: Not Available
Avg. Years of Education:
18 (2020) (M), 21 (2020) (F)

Social & Media Indicators

Inclusive Internet Index: Not available
Social Progress Index: 5th
Corruption Perception Index: 14th
Economic Freedom Index: 13th (Mostly Free)
Media Freedom Index: 15th
Internet Penetration: 99%
Social Media Penetration: 96.2%
Mobile Connections: 139%
Most Used SNS: LinkedIn
Global Soft Power: 34th
Gender Inequality: 8th

Ireland



PD Spending FY22: \$536,988
DP (.7) FY22: \$533,588

145th Global PD Spending Rank FY22 -7.59% Change in PD Spending from FY21

Demographics & Literacy

Geographical Area (sq. km.): 70,273
Population: 5,023,109
Below 24 yrs. old: 33.2%
Refugee population: 58,511
Urban population: 64.5%
GDP/Capita: \$89,700 (2020 est.)
Unemployment: 6.2%
Below Poverty Line: 13.1% (2018 est.)
Literacy Rate: Not Available
Avg. Years of Education:
18 (2020) (M), 19 (2020) (F)

Social & Media Indicators

Inclusive Internet Index: 35th
Social Progress Index: 13th
Corruption Perception Index: 10th
Economic Freedom Index: 3rd (Free)
Media Freedom Index: 6th
Internet Penetration: 99%
Social Media Penetration: 79%
Mobile Connections: 97.8%
Most Used SNS: YouTube
Global Soft Power: 29th
Gender Inequality: 21st

Italy

Post also oversees programs in San Marino.



PD Spending FY22: \$3,347,000
DP (.7) FY22: \$3,330,000

31st Global PD Spending Rank FY22 -5.18% Change in PD Spending from FY21

Demographics & Literacy

Geographical Area (sq. km.): 301,340
Population: 59,037,474
Below 24 yrs. old: 23.06%
Refugee population: 250,405
Urban population: 72%
GDP/Capita: \$39,000 (2020 est.)
Unemployment: 10%
Below Poverty Line: 20.1% (2018 est.)
Literacy Rate: 99.2%
Avg. Years of Education:
16 (2020) (M), 17 (2020) (F)

Social & Media Indicators

Inclusive Internet Index: 20th
Social Progress Index: 22nd
Corruption Perception Index: 41st
Economic Freedom Index: 57th (Moderately Free)
Media Freedom Index: 58th
Internet Penetration: 84.3%
Social Media Penetration: 71.6%
Mobile Connections: 130%
Most Used SNS: YouTube
Global Soft Power: 9th
Gender Inequality: 13th

Kosovo



PD Spending FY22: \$2,864,344
DP (.7) FY22: \$554,344

39th Global PD Spending Rank FY22 -4.65% Change in PD Spending from FY21

Demographics & Literacy

Geographical Area (sq. km.): 10,887
Population: 1,780,000
Below 24 yrs. old: 41%
Refugee population: Not Available
Urban population: Not Available
GDP/Capita: \$10,800 (2020 est.)
Unemployment: 0%
Below Poverty Line: 17.6% (2015 est.)
Literacy Rate: Not Available
Avg. Years of Education:
Not available (M), not available (F)

Social & Media Indicators

Inclusive Internet Index: Not Available
Social Progress Index: Not Available
Corruption Perception Index: 84th
Economic Freedom Index: 86th (Moderately Free)
Media Freedom Index: 61st
Internet Penetration: 97%
Social Media Penetration: 58.5%
Mobile Connections: 115%
Most Used SNS: Facebook
Global Soft Power: Not Available
Gender Inequality: Not Available

Latvia

PD Spending FY22: \$814,992
DP (.7) FY22: \$811,192



125th Global PD Spending Rank FY22 +14.14% Change in PD Spending from FY21

Demographics & Literacy

Geographical Area (sq. km.): 64,589
Population: 1,850,651
Below 24 yrs. old: 24.3%
Refugee population: 34,792
Urban population: 68.7%
GDP/Capita: \$29,900 (2020 est.)
Unemployment: 7.5%
Below Poverty Line: 22.9% (2018 est.)
Literacy Rate: 99.9%
Avg. Years of Education:
16 (2020) (M), 17 (2020) (F)

Social & Media Indicators

Inclusive Internet Index: Not Available
Social Progress Index: 32nd
Corruption Perception Index: 39th
Economic Freedom Index: 18th (Mostly Free)
Media Freedom Index: 22nd
Internet Penetration: 92%
Social Media Penetration: 78%
Mobile Connections: 141.4%
Most Used SNS: YouTube
Global Soft Power: 65th
Gender Inequality: 40th

Lithuania

PD Spending FY22: \$695,339
DP (.7) FY22: \$689,139



132nd Global PD Spending Rank FY22 +3.32% Change in PD Spending from FY21

Demographics & Literacy

Geographical Area (sq. km.): 65,300
Population: 2,750,055
Below 24 yrs. old: 25.5%
Refugee population: 72,051
Urban population: 68.7%
GDP/Capita: \$36,700 (2020 est.)
Unemployment: 7.1%
Below Poverty Line: 20.6% (2018 est.)
Literacy Rate: 99.8%
Avg. Years of Education:
16 (2020) (M), 17 (2020) (F)

Social & Media Indicators

Inclusive Internet Index: 15th
Social Progress Index: 29th
Corruption Perception Index: 33rd
Economic Freedom Index: 17th (Mostly Free)
Media Freedom Index: 9th
Internet Penetration: 88%
Social Media Penetration: 77.7%
Mobile Connections: 146%
Most Used SNS: YouTube
Global Soft Power: 60th
Gender Inequality: 30th

Luxembourg

PD Spending FY22: \$497,621
DP (.7) FY22: \$496,921



148th Global PD Spending Rank FY22 +31.54% Change in PD Spending from FY21

Demographics & Literacy

Geographical Area (sq. km.): 2,586
Population: 647,599
Below 24 yrs. old: 28.5%
Refugee population: 6,756
Urban population: 92.1%
GDP/Capita: \$110,300 (2020 est.)
Unemployment: 5.3%
Below Poverty Line: 17.5% (2018 est.)
Literacy Rate: Not Available
Avg. Years of Education:
15 (2020) (M), 15 (2020) (F)

Social & Media Indicators

Inclusive Internet Index: Not Available
Social Progress Index: 14th
Corruption Perception Index: 10
Economic Freedom Index: 5th (Free)
Media Freedom Index: 21st
Internet Penetration: 99%
Social Media Penetration: 72.9%
Mobile Connections: 134.8%
Most Used SNS: Snapchat
Global Soft Power: 32nd
Gender Inequality: 9th

Malta

PD Spending FY22: \$177,194
DP (.7) FY22: \$173,298



171st Global PD Spending Rank FY22 +1.72% Change in PD Spending from FY21

Demographics & Literacy

Geographical Area (sq. km.): 316
Population: 533,286
Below 24 yrs. old: 24.7%
Refugee population: Not Available
Urban population: 94.9%
GDP/Capita: \$39,200 (2020 est.)
Unemployment: 3.5%
Below Poverty Line: 17.1% (2018 est.)
Literacy Rate: 94.5%
Avg. Years of Education:
17 (2020) (M), 18 (2020) (F)

Social & Media Indicators

Inclusive Internet Index: Not Available
Social Progress Index: 26th
Corruption Perception Index: 54th
Economic Freedom Index: 27th (Mostly Free)
Media Freedom Index: 78th
Internet Penetration: 88%
Social Media Penetration: 101%
Mobile Connections: 163%
Most Used SNS: Facebook
Global Soft Power: 71st
Gender Inequality: 42nd

Moldova

PD Spending FY22: \$4,665,668
DP (.7) FY22: \$625,668



17th Global PD Spending Rank FY22 -5.17% Change in PD Spending from FY21

Demographics & Literacy

Geographical Area (sq. km.): 33,851
Population: 3,272,996
Below 24 yrs. old: 29.6%
Refugee population: 99,524
Urban population: 43.4%
GDP/Capita: \$12,300 (2020 est.)
Unemployment: 3.2%
Below Poverty Line: 7.3% (2018 est.)
Literacy Rate: 99.4%
Avg. Years of Education:
14 (2021) (M), 15 (2021) (F)

Social & Media Indicators

Inclusive Internet Index: Not Available
Social Progress Index: 51st
Corruption Perception Index: 91st
Economic Freedom Index: 78th (Moderately Free)
Media Freedom Index: 40th
Internet Penetration: 76.1%
Social Media Penetration: 46.5%
Mobile Connections: 110.5%
Most Used SNS: Facebook
Global Soft Power: Not Available
Gender Inequality: 51st

Montenegro

PD Spending FY22: \$2,148,702
DP (.7) FY22: \$718,702



51st Global PD Spending Rank FY22 +20.28% Change in PD Spending from FY21

Demographics & Literacy

Geographical Area (sq. km.): 13,812
Population: 627,082
Below 24 yrs. old: 30.9%
Refugee population: 31,665
Urban population: 68.5%
GDP/Capita: \$18,300 (2020 est.)
Unemployment: 16.9%
Below Poverty Line: 24.5% (2018 est.)
Literacy Rate: 98.8%
Avg. Years of Education:
15 (2021) (M), 16 (2021) (F)

Social & Media Indicators

Inclusive Internet Index: Not Available
Social Progress Index: 49th
Corruption Perception Index: 65th
Economic Freedom Index: 103rd (Mostly Unfree)
Media Freedom Index: 63rd
Internet Penetration: 83%
Social Media Penetration: 82.1%
Mobile Connections: 186.6%
Most Used SNS: Instagram
Global Soft Power: 78th
Gender Inequality: 32nd

Netherlands



PD Spending FY22: \$1,193,200
DP (.7) FY22: \$1,180,000

92nd Global PD Spending Rank FY22 -7.50% Change in PD Spending from FY21

Demographics & Literacy

Geographical Area (sq. km.): 41,543
Population: 17,564,014
Below 24 yrs. old: 28%
Refugee population: 152,179
Urban population: 93.2%
GDP/Capita: \$54,200 (2020 est.)
Unemployment: 4.2%
Below Poverty Line: 13.6% (2019 est.)
Literacy Rate: Not Available
Avg. Years of Education:
18 (2020) (M), 19 (2020) (F)

Social & Media Indicators

Inclusive Internet Index: 8th
Social Progress Index: 7th
Corruption Perception Index: 8th
Economic Freedom Index: 8th (Mostly Free)
Media Freedom Index: 28th
Internet Penetration: 96%
Social Media Penetration: 90.7%
Mobile Connections: 120.1%
Most Used SNS: YouTube
Global Soft Power: 16th
Gender Inequality: 5th

North Macedonia



PD Spending FY22: \$2,340,000
DP (.7) FY22: \$1,060,000

45th Global PD Spending Rank FY22 +15.47% Change in PD Spending from FY21

Demographics & Literacy

Geographical Area (sq. km.): 25,713
Population: 2,093,599
Below 24 yrs. old: 28.8%
Refugee population: 6,430
Urban population: 59.5%
GDP/Capita: \$15,800 (2020 est.)
Unemployment: 15.8%
Below Poverty Line: 21.6% (2018 est.)
Literacy Rate: 98.4%
Avg. Years of Education:
13 (2020) (M), 14 (2020) (F)

Social & Media Indicators

Inclusive Internet Index: Not Available
Social Progress Index: 58th
Corruption Perception Index: 85th
Economic Freedom Index: 53rd (Moderately Free)
Media Freedom Index: 57th
Internet Penetration: 84%
Social Media Penetration: 64.8%
Mobile Connections: 108.2%
Most Used SNS: Facebook
Global Soft Power: Not Available
Gender Inequality: 37th

Norway



PD Spending FY22: \$849,535
DP (.7) FY22: \$843,135

121st Global PD Spending Rank FY22 +1.39% Change in PD Spending from FY21

Demographics & Literacy

Geographical Area (sq. km.): 323,802
Population: 5,434,319
Below 24 yrs. old: 30%
Refugee population: 62,828
Urban population: 84%
GDP/Capita: \$63,600 (2020 est.)
Unemployment: 4.4%
Below Poverty Line: 12.7% (2018 est.)
Literacy Rate: Not Available
Avg. Years of Education:
18 (2020) (M), 19 (2020) (F)

Social & Media Indicators

Inclusive Internet Index: Not Available
Social Progress Index: 1st
Corruption Perception Index: 4th
Economic Freedom Index: 14th (Mostly Free)
Media Freedom Index: 1st
Internet Penetration: 99%
Social Media Penetration: 86.5%
Mobile Connections: 108.3%
Most Used SNS: YouTube
Global Soft Power: 17th
Gender Inequality: 2nd

Poland



PD Spending FY22: \$2,304,200
DP (.7) FY22: \$1,890,000

48th Global PD Spending Rank FY22 -6.71% Change in PD Spending from FY21

Demographics & Literacy

Geographical Area (sq. km.): 312,685
Population: 39,857,145
Below 24 yrs. old: 24.6%
Refugee population: 1,553,944
Urban population: 60.2%
GDP/Capita: \$32,200 (2020 est.)
Unemployment: 3.4%
Below Poverty Line: 15.4% (2018 est.)
Literacy Rate: 99.8%
Avg. Years of Education:
15 (2020) (M), 17 (2020) (F)

Social & Media Indicators

Inclusive Internet Index: 16th
Social Progress Index: 39th
Corruption Perception Index: 45th
Economic Freedom Index: 39th (Moderately Free)
Media Freedom Index: 66th
Internet Penetration: 87%
Social Media Penetration: 72%
Mobile Connections: 142.9%
Most Used SNS: YouTube
Global Soft Power: 33rd
Gender Inequality: 31st

Portugal



PD Spending FY22: \$859,302
DP (.7) FY22: \$851,102

119th Global PD Spending Rank FY22 +0.68% Change in PD Spending from FY21

Demographics & Literacy

Geographical Area (sq. km.): 92,090
Population: 10,270,865
Below 24 yrs. old: 24.5%
Refugee population: 56,236
Urban population: 67.9%
GDP/Capita: \$32,200 (2020 est.)
Unemployment: 6.6%
Below Poverty Line: 17.2% (2018 est.)
Literacy Rate: 96.1%
Avg. Years of Education:
17 (2020) (M), 17 (2020) (F)

Social & Media Indicators

Inclusive Internet Index: 28th
Social Progress Index: 24th
Corruption Perception Index: 33rd
Economic Freedom Index: 31st (Mostly Free)
Media Freedom Index: 7th
Internet Penetration: 85%
Social Media Penetration: 83.7%
Mobile Connections: 158.3%
Most Used SNS: YouTube
Global Soft Power: 30th
Gender Inequality: 15th

Romania



PD Spending FY22: \$1,336,100
DP (.7) FY22: \$1,330,000

83rd Global PD Spending Rank FY22 -1.76% Change in PD Spending from FY21

Demographics & Literacy

Geographical Area (sq. km.): 238,391
Population: 19,659,267
Below 24 yrs. old: 24.4%
Refugee population: 103,167
Urban population: 54.7%
GDP/Capita: \$28,800 (2020 est.)
Unemployment: 5.6%
Below Poverty Line: 23.8% (2018 est.)
Literacy Rate: 98.8%
Avg. Years of Education:
14 (2020) (M), 15 (2020) (F)

Social & Media Indicators

Inclusive Internet Index: 31st
Social Progress Index: 43rd
Corruption Perception Index: 63rd
Economic Freedom Index: 47th (Moderately Free)
Media Freedom Index: 56th
Internet Penetration: 88%
Social Media Penetration: 69.7%
Mobile Connections: 143.7%
Most Used SNS: YouTube
Global Soft Power: 64th
Gender Inequality: 67th

Russia

PD Spending FY22: \$11,490,000
DP (.7) FY22: \$4,990,000



4th Global PD Spending Rank FY22 -2.05% Change in PD Spending from FY21

Demographics & Literacy

Geographical Area (sq. km.): 17,098,242
Population: 144,713,314
Below 24 yrs. old: 26.8%
Refugee population: 2,852,395
Urban population: 75.3%
GDP/Capita: \$26,500 (2020 est.)
Unemployment: 5%
Below Poverty Line: 12.6% (2018 est.)
Literacy Rate: 99.7%
Avg. Years of Education:
16 (2019) (M), 16 (2019) (F)

Social & Media Indicators

Inclusive Internet Index: 30th
Social Progress Index: 59th
Corruption Perception Index: 137th
Economic Freedom Index: 113th (Mostly Unfree)
Media Freedom Index: 155th
Internet Penetration: 89%
Social Media Penetration: 72.7%
Mobile Connections: 155.8%
Most Used SNS: YouTube
Global Soft Power: 13th
Gender Inequality: 50th

Serbia

PD Spending FY22: \$3,860,000
DP (.7) FY22: \$1,190,000



26th Global PD Spending Rank FY22 -0.26% Change in PD Spending from FY21

Demographics & Literacy

Geographical Area (sq. km.): 77,474
Population: 7,221,365
Below 24 yrs. old: 25.1%
Refugee population: 48,049
Urban population: 57.1%
GDP/Capita: \$18,200 (2020 est.)
Unemployment: 10.1%
Below Poverty Line: 23.2% (2018 est.)
Literacy Rate: 99.5%
Avg. Years of Education:
14 (2021) (M), 15 (2021) (F)

Social & Media Indicators

Inclusive Internet Index: Not Available
Social Progress Index: 45th
Corruption Perception Index: 101st
Economic Freedom Index: 59th (Moderately Free)
Media Freedom Index: 79th
Internet Penetration: 84%
Social Media Penetration: 57.5%
Mobile Connections: 99.5%
Most Used SNS: YouTube
Global Soft Power: 73rd
Gender Inequality: 36th

Slovakia

PD Spending FY22: \$1,238,700
DP (.7) FY22: \$1,130,000



88th Global PD Spending Rank FY22 -5.44% Change in PD Spending from FY21

Demographics & Literacy

Geographical Area (sq. km.): 49,035
Population: 5,643,453
Below 24 yrs. old: 25.2%
Refugee population: 104,140
Urban population: 54%
GDP/Capita: \$30,300 (2020 est.)
Unemployment: 7%
Below Poverty Line: 11.9% (2018 est.)
Literacy Rate: Not Available
Avg. Years of Education:
14 (2020) (M), 15 (2020) (F)

Social & Media Indicators

Inclusive Internet Index: Not Available
Social Progress Index: 35th
Corruption Perception Index: 49th
Economic Freedom Index: 36th (Moderately Free)
Media Freedom Index: 27th
Internet Penetration: 90%
Social Media Penetration: 74.4%
Mobile Connections: 136.3%
Most Used SNS: YouTube
Global Soft Power: 62nd
Gender Inequality: 45th

Slovenia

PD Spending FY22: \$841,606
DP (.7) FY22: \$686,972



122nd Global PD Spending Rank FY22 -4.63% Change in PD Spending from FY21

Demographics & Literacy

Geographical Area (sq. km.): 20,273
Population: 2,119,844
Below 24 yrs. old: 23.9%
Refugee population: 8,821
Urban population: 56.1%
GDP/Capita: \$36,500 (2020 est.)
Unemployment: 4.7%
Below Poverty Line: 12% (2018 est.)
Literacy Rate: 99.7%
Avg. Years of Education:
17 (2020) (M), 18 (2020) (F)

Social & Media Indicators

Inclusive Internet Index: Not Available
Social Progress Index: 27th
Corruption Perception Index: 41st
Economic Freedom Index: 32nd (Mostly Free)
Media Freedom Index: 54th
Internet Penetration: 90%
Social Media Penetration: 77.5%
Mobile Connections: 111.7%
Most Used SNS: YouTube
Global Soft Power: 52nd
Gender Inequality: 18th

Spain

Post also oversees programs in Andorra.

PD Spending FY22: \$2,620,400
DP (.7) FY22: \$2,600,000



41st Global PD Spending Rank FY22 -4.36% Change in PD Spending from FY21

Demographics & Literacy

Geographical Area (sq. km.): 505,370
Population: 47,558,630
Below 24 yrs. old: 24.92%
Refugee population: 591,812
Urban population: 81.6%
GDP/Capita: \$36,200 (2020 est.)
Unemployment: 15%
Below Poverty Line: 20.7% (2018 est.)
Literacy Rate: 98.6%
Avg. Years of Education:
18 (2020) (M), 19 (2020) (F)

Social & Media Indicators

Inclusive Internet Index: 7th
Social Progress Index: 21st
Corruption Perception Index: 35th
Economic Freedom Index: 41st (Moderately Free)
Media Freedom Index: 32nd
Internet Penetration: 94%
Social Media Penetration: 87.1%
Mobile Connections: 119%
Most Used SNS: YouTube
Global Soft Power: 12th
Gender Inequality: 14th

Sweden

PD Spending FY22: \$940,407
DP (.7) FY22: \$934,907



114th Global PD Spending Rank FY22 +0.69% Change in PD Spending from FY21

Demographics & Literacy

Geographical Area (sq. km.): 450,295
Population: 10,549,347
Below 24 yrs. old: 28.5%
Refugee population: 250,682
Urban population: 88.7%
GDP/Capita: \$50,700 (2020 est.)
Unemployment: 8.7%
Below Poverty Line: 17.1% (2018 est.)
Literacy Rate: Not Available
Avg. Years of Education:
18 (2020) (M), 21 (2020) (F)

Social & Media Indicators

Inclusive Internet Index: 11th
Social Progress Index: 6th
Corruption Perception Index: 5th
Economic Freedom Index: 11th (Mostly Free)
Media Freedom Index: 3rd
Internet Penetration: 97%
Social Media Penetration: 90.8%
Mobile Connections: 141%
Most Used SNS: YouTube
Global Soft Power: 11th
Gender Inequality: 4th

Switzerland

Post also oversees programs in Liechtenstein.



PD Spending FY22: \$600,634
DP (.7) FY22: \$595,234

139th Global PD Spending Rank FY22 -1.29% Change in PD Spending from FY21

Demographics & Literacy

Geographical Area (sq. km.): 41,277
Population: 8,508,698
Below 24 yrs. old: 25.73%
Refugee population: 156,519
Urban population: 74.2%
GDP/Capita: \$68,400 (2020 est.)
Unemployment: 5%
Below Poverty Line: 16% (2018 est.)
Literacy Rate: Not Available
Avg. Years of Education:
17 (2020) (M), 17 (2020) (F)

Social & Media Indicators

Inclusive Internet Index: 10th
Social Progress Index: 4th
Corruption Perception Index: 7th
Economic Freedom Index: 2nd (Free)
Media Freedom Index: 14th
Internet Penetration: 98%
Social Media Penetration: 86.2%
Mobile Connections: 119%
Most Used SNS: YouTube
Global Soft Power: 8th
Gender Inequality: 3rd

Türkiye



PD Spending FY22: \$3,562,000
DP (.7) FY22: \$3,540,000

28th Global PD Spending Rank FY22 +16.79% Change in PD Spending from FY21

Demographics & Literacy

Geographical Area (sq. km.): 783,562
Population: 85,341,241
Below 24 yrs. old: 39.1%
Refugee population: 3,608,622
Urban population: 77.5%
GDP/Capita: \$28,400 (2020 est.)
Unemployment: 12%
Below Poverty Line: 14.4% (2018 est.)
Literacy Rate: 96.7%
Avg. Years of Education:
19 (2020) (M), 18 (2020) (F)

Social & Media Indicators

Inclusive Internet Index: 43rd
Social Progress Index: 88th
Corruption Perception Index: 101st
Economic Freedom Index: 107th (Mostly Unfree)
Media Freedom Index: 149th
Internet Penetration: 82%
Social Media Penetration: 80.8%
Mobile Connections: 91.4%
Most Used SNS: YouTube
Global Soft Power: 23rd
Gender Inequality: 65th

Ukraine



PD Spending FY22: \$20,450,000
DP (.7) FY22: \$2,180,000

2nd Global PD Spending Rank FY22 +73.89% Change in PD Spending from FY21

Demographics & Literacy

Geographical Area (sq. km.): 603,550
Population: 39,701,739
Below 24 yrs. old: 25.4%
Refugee population: Not Available
Urban population: 70.1%
GDP/Capita: \$12,400 (2020 est.)
Unemployment: 9.8%
Below Poverty Line: 1.1% (2019 est.)
Literacy Rate: 99.8%
Avg. Years of Education:
15 (2014) (M), 15 (2014) (F)

Social & Media Indicators

Inclusive Internet Index: Not Available
Social Progress Index: 52nd
Corruption Perception Index: 116th
Economic Freedom Index: 130th (Mostly Unfree)
Media Freedom Index: 106th
Internet Penetration: 71.8%
Social Media Penetration: 64.6%
Mobile Connections: 144.6%
Most Used SNS: YouTube
Global Soft Power: 37th
Gender Inequality: 49th

United Kingdom



PD Spending FY22: \$2,439,800
DP (.7) FY22: \$2,420,000

42nd Global PD Spending Rank FY22 -9.30% Change in PD Spending from FY21

Demographics & Literacy

Geographical Area (sq. km.): 243,610
Population: 67,508,936
Below 24 yrs. old: 29.1%
Refugee population: 238,736
Urban population: 84.6%
GDP/Capita: \$41,600 (2020 est.)
Unemployment: 4.8%
Below Poverty Line: 18.6% (2017 est.)
Literacy Rate: Not Available
Avg. Years of Education:
17 (2020) (M), 18 (2020) (F)

Social & Media Indicators

Inclusive Internet Index: 5th
Social Progress Index: 19th
Corruption Perception Index: 18th
Economic Freedom Index: 24th (Mostly Free)
Media Freedom Index: 24th
Internet Penetration: 98%
Social Media Penetration: 84.3%
Mobile Connections: 105%
Most Used SNS: YouTube
Global Soft Power: 2nd
Gender Inequality: 27th

European Union (EU)



PD Spending FY22: \$1,040,150
DP (.7) FY22: \$1,030,000

107th Global PD Spending Rank FY22 -1.87% Change in PD Spending from FY21

North Atlantic Treaty Organization (NATO)



PD Spending FY22: \$855,890
DP (.7) FY22: \$846,490

120th Global PD Spending Rank FY22 -7.14% Change in PD Spending from FY21

Organization for Security and Cooperation in Europe (OSCE)



PD Spending FY22: \$360,251
DP (.7) FY22: \$358,151

161st Global PD Spending Rank FY22 -7.79% Change in PD Spending from FY21



U.S. PUBLIC DIPLOMACY THROUGH INTERNATIONAL ORGANIZATIONS



Global Youth Movement for Water program participants during
UN 2023 Water Conference.

BUREAU OF INTERNATIONAL ORGANIZATIONS (IO)

	FY 2019 Actual	FY 2020 Actual	FY 2021 Actual	FY 2022 Actual	FY 2023 Planned
DP (.7)	\$2.13 million	\$2.05 million	\$2.09 million	\$2.24 million	\$2.18 million
American Salaries	\$2.12 million	\$1.84 million	\$1.96 million	\$1.97 million	\$1.98 million
Total	\$4.25 million	\$3.89 million	\$4.05 million	\$4.21 million	\$4.16 million

Strategic Overview

The Bureau of International Organization Affairs (IO) and its seven missions in New York, Geneva, Vienna, Rome, Montreal, Nairobi and Paris, play a central role in U.S. efforts to advance U.S. interests through engagement in multilateral spaces. Multilateral diplomacy offers unique opportunities to drive global action on transnational issues. IO employs multilateral diplomacy as a tool to advance U.S. interests through an effective and efficient United Nations (UN) and multilateral system grounded in transparency and accountability. The IO Bureau ensures continuity in the rules-based international order through language in resolutions, statements, and public diplomacy programs.

The IO Bureau and its missions work to advance key U.S. national interests and priorities. IO uses coordinated multilateral action to address and manage varied and complex challenges to international peace and security. These challenges include conflicts and instability in Ukraine, Afghanistan, Haiti, Ethiopia, Syria, Libya, and Yemen, as well as continued nuclear threats posed by the Democratic People's Republic of Korea, the malign activities of Iran in the Middle East, and Chinese influence in international organizations.

In addition, the IO Bureau supports responses to active conflicts, post-conflict environments, threats to global health, violent extremism, and other dangers to international stability as led by the UN Security Council, the UN Human Rights Council, the International Atomic Energy Agency, UNESCO and the World Food Program. Other initiatives include peacekeeping and peace-building missions, humanitarian action, and efforts to address threats to airline safety and security through the International Civil Aviation Organization.

The Bureau's Office of Public Affairs and Outreach (IO/PAO) has fourteen staff members (when fully staffed) based in Washington, D.C., including five Foreign Service and nine Civil Service (CS) employees organized into three teams: press, public diplomacy, and congressional outreach. IO/PAO advances U.S. interests by communicating with domestic and global audiences about U.S. priorities in international organizations; supporting outreach to Congress on U.S. multilateral activities; and furthering the effectiveness of international organizations. IO employs the convening power of the UN and other multilateral organizations to address challenges to international peace and security.

Public diplomacy officers serve at the U.S. missions to the UN in Geneva, Vienna, Rome, and New York as well as at the U.S. mission to UNESCO in Paris. IO/PAO supports the public diplomacy needs of the U.S. missions to the UN in Montreal and Nairobi, as those posts do not have PD officers. Geneva, Vienna, Rome and Paris coordinate closely with their bilateral and tri-mission counterparts, as well as

other relevant missions. At the U.S. Mission to the UN in New York, a mixture of Foreign Service, Civil Service, and politically appointed staff members collectively manage active communications efforts including press, targeted outreach, and social media operations.

U.S. Foreign Policy Goals

The IO Bureau and its missions fall outside traditional bilateral lanes. While IO places value in continued PD engagement with UN personnel and civil society engaged on multilateral issues, there is an increasing need to conduct outreach to global audiences on a variety of issues, including human rights, cultural preservation, nonproliferation, pandemics, terrorism, food security, and more. The IO Bureau ensures that the United Nations and other international organizations continue to demonstrate relevance grounded in transparency, efficiency, and accountability, measured in services delivered, progress accelerated, and lives saved and improved.

The proliferation of global threats and transnational challenges, coupled with the evolution of communication technologies has resulted in a significant expansion of IO PD activities. Russia and China's efforts to move critical institutions away from the UN's foundational norms and values are of particular concern. IO/PAO addresses these challenges through strategic media engagement, including traditional and social media, field collaboration with international organizations, and public diplomacy programming. These efforts include capitalizing on opportunities to inject multilateral considerations into traditional bilateral diplomacy and expanding efforts to employ bilateral capacity to influence multilateral outcomes. It also requires strengthening multilateral training, highlighting multilateral promotion precepts, and cultivating a community of multilateral diplomats in both the civil and foreign service.

U.S. Public Diplomacy Program Objectives

IO and its missions use public diplomacy activities to highlight U.S. priorities and leadership in multilateral fora and advocate continuously for U.S. objectives through proactive media engagement, side events, educational exchanges, youth engagement programs, and speaker programs. Recognizing that IO faces the perennial challenge of devising effective public diplomacy activities on issues that are inherently global in nature, IO actively engages in "hybrid" PD programs and joint IO-bilateral programs that leverage IO funding by employing bilateral networks with shared goals. Active use of digital engagement platforms also plays an important role in these efforts. A member of the IO/PAO press team maintains the IO Twitter handle, and the IO/PAO team updates IO's page on the State Department website on an as-needed basis.

Overseas missions with PD officers, including Geneva, Vienna, Rome, Paris and New York, maintain social media pages in a variety of platforms that can include Facebook, Twitter, and/or Instagram. The U.S. Mission to UNESCO's Twitter handle was re-activated in July 2023 following the U.S. re-entry to the organization after a five year absence. IO continually works to assess the impact of these outreach tools to advance specific policy goals and better engage in modern multilateral digital diplomacy to promote U.S. leadership and partnership.

Like many bureaus, IO stretches its annual operating resources to the breaking point. Gradually declining resources over the last several years have limited IO's ability to act creatively, particularly with respect to long-term PD programs. With additional resources, IO PD teams could respond more effectively to the growing threat of malign actors, focus on elections, appointments, and employment at international organizations to ensure greater American participation, extend longstanding U.S. global leadership in international organizations through a stronger alumni program, and better prepare for new challenges through increased staff flexibility and agility.

Representative Public Diplomacy Programs

UNGA: The launch of the annual UN General Assembly (UNGA), marked by a high-level week featuring the U.S. president and other world leaders, dominates IO's program calendar. Planning for UNGA activities commences in June and occupies significant IO and New York resources through December. Engagement includes traditional and social media, side events, youth engagement, and exchanges.

Space Camp - Highlighting American Innovation and Leadership in Space: The U.S. Mission to International Organizations in Vienna (UNVIE) developed a program series combining delegate outreach, youth outreach, and science and technology that emphasizes American leadership in space and American support for the UN Office for Outer Space Affairs (UNOOSA). Since its launch in 2020, UNVIE's Space Exchange program has brought four cohorts of students and young professionals to the U.S. for hands on educational experiences to deepen their understanding of U.S. leadership in space. The 10-day program endeavors to nurture a cadre of future space leaders, scientists, and astronauts who will pioneer innovative solutions and lead international efforts in space exploration. Participants attend the prestigious space camp in Huntsville, Alabama and visit Washington, D.C. for meetings on space policy, scientific innovation, and global cooperation in outer space. The most recent summer 2023 cohort included participants from seven nations.

Domestic Programming around Multilateral Issues: The IO Bureau has prioritized strengthening connections with civil society organizations, colleges and universities, and business groups to promote the Department's work on multilateral issues and encourage increased employment of Americans in the UN system. In fiscal year 2023, IO leadership, including the Assistant Secretary, traveled to several states, including Texas, Washington, and Kansas, to inform and promote U.S. leadership in international organizations. These engagements have served to better inform the American people of the important work the United States does in multilateral forums. The IO Bureau works closely with the UN Information Center of Washington and the United Nations Association-USA to expand awareness of the work of the UN, including the Sustainable Development Goals expert series.

Post Profiles

	FY 2019 Actual	FY 2020 Actual	FY 2021 Actual	FY 2022 Actual	FY 2023 Planned
DP (.7)	\$14,300	\$16,300	\$6,400	\$31,600	\$20,000

U.S. MISSION TO THE UNITED NATIONS IN NEW YORK (USUN NEW YORK)

USUN New York serves as the United States' delegation to the United Nations headquarters and leads the U.S. government's participation in the world body. In 1947, the United States Mission was created by an act of Congress to assist the President and the Department of State in conducting United States policy at the United Nations.

USUN New York plays a prominent role in defining and pursuing U.S. foreign policy priorities. The U.S. Permanent Representative to the UN maintains a high profile and advocacy on issues such as international peace and security, UN reform and accountability, and human rights, which creates valuable public diplomacy opportunities. In addition to the U.S. Permanent Representative to the UN, the PD Section at USUN New York supports four other Ambassadors, the Deputy Permanent Representative to the UN, the U.S. Representative to the Economic and Social Council, the U.S. Representative for Management and Reform, and the Alternate U.S. Representative for Special Political Affairs.

Domestic and foreign media follow Security Council deliberations and actions closely, creating an important global platform for U.S. interests and diplomacy. The mission, in partnership with IO/PAO, amplifies those themes as an indication of renewed U.S. leadership designed to ensure that the UN contributes to U.S. national security and to commit the UN to improved performance and effectiveness.

U.S. MISSION TO THE UNITED NATIONS AND OTHER INTERNATIONAL ORGANIZATIONS IN GENEVA (USUN GENEVA)

	FY 2019 Actual	FY 2020 Actual	FY 2021 Actual	FY 2022 Actual	FY 2023 Planned
DP (.7)	\$1.10 million	\$1 million	\$1.10 million	\$1.20 million	\$1.20 million

USUN Geneva advances U.S. policy within IO international organizations and manages U.S. relations with permanent missions representing over 160 different countries. Key partners include the International Committee of the Red Cross, the UN High Commissioner on Refugees, the UN Human Rights Council, the World Trade Organization, the European Council for Nuclear Research (CERN), the International Telecommunications Union, the World Intellectual Property Organization, the International Organization for Migration, and some of the world's largest non-governmental groups.

USUN Geneva's Public Diplomacy Section supports five Ambassadors: the U.S. Permanent Representative to the UN Offices in Geneva, the U.S. Representative to the Human Rights Council, the U.S. Representative to the Conference on Disarmament, the U.S. Negotiator for the Pandemic Accord and the U.S. Permanent Representative to the World Trade Organization and Deputy U.S. Trade Representative. The mission also hosts U.S. government officials from the Centers for Disease Control and Prevention (CDC), the Office of the U.S. Trade Representative, the Department of Health, and Human Services (HHS), as well as a team of lawyers from the State Department's Office of Legal Affairs (L) to track and to shape evolving international laws and agreements.

USUN Geneva's Public Diplomacy Section creates programs around priority issues, highlighting U.S. commitments to human rights, gender equality, assistance to refugees, and UN reform. Panel events held on the margins of important meetings and discussions are particularly successful in promoting dialogue and media engagement on policy priorities such as activism against gender-based violence, highlighting Russia's violation of the UN Charter, the promotion of democracy, and the importance of protecting intellectual property. To reach its widely dispersed audiences, the mission leverages multiple social media platforms to distribute its messages and content to the world.

U.S. MISSION TO THE UNITED NATIONS AGENCIES IN ROME (USUN ROME)

	FY 2019 Actual	FY 2020 Actual	FY 2021 Actual	FY 2022 Actual	FY 2023 Planned
DP (.7)	\$153,600	\$152,900	\$152,200	\$213,600	\$206,900

At the center of international efforts to promote sustainable development, promote food security, and combat world hunger, USUN Rome serves as a vital link between Rome-based international food and agriculture organizations and the U.S. government. As the largest contributor to the UN system worldwide, the United States has a significant stake in ensuring that the organizations are well run and that their activities complement and enhance U.S. national and foreign policy objectives. With staff from the Departments of State, Agriculture, and the U.S. Agency for International Development, the mission works to advance UN efforts in the areas of emergency food aid, food safety standards, agriculture, fisheries, forests, and financing for rural development.

The Public Diplomacy team plans regional media tours with international journalists and mission leadership to highlight the importance of the Rome-based agencies in food delivery and U.S. programming in food security and nutrition. In 2023, the PD team sponsored a media tour to Niger that took reporters into rural areas to see first-hand how projects and programs implemented by UN food and agriculture agencies, with U.S. funding, are helping alleviate hunger, build resilient communities, and lift people out of poverty.

U.S. MISSION TO THE INTERNATIONAL ORGANIZATIONS IN VIENNA (UNVIE)

	FY 2019 Actual	FY 2020 Actual	FY 2021 Actual	FY 2022 Actual	FY 2023 Planned
DP (.7)	\$284,400	\$237,200	\$372,400	\$293,500	\$281,700

UNVIE advances the administration's commitment to reduce global threats while creating opportunities for international cooperation in the peaceful use of nuclear and other advanced technologies. UNVIE also monitors the use of more than \$300 million in U.S. contributions to international organizations in Vienna. UNVIE's staff includes representatives from the Department of State, the Department of Energy, Brookhaven National Laboratory, and the Nuclear Regulatory Commission. UNVIE receives over 1,000 U.S. government and national laboratory visitors per year, from Cabinet members to working-level colleagues, who participate in the work of Vienna-based international organizations in consultation with UNVIE staff. UNVIE also supports over 100 major policy meetings annually.

In support of UNVIE's mission, the Public Diplomacy Section creates programs highlighting the U.S. commitment to preventing the proliferation of nuclear weapons; supporting the peaceful uses of nuclear technologies; combatting illicit use of synthetic drugs, corruption, and organized crime; and promoting outer space for peaceful purposes, among other national security priorities. Because the mission's audiences are geographically dispersed, UNVIE regularly reaches beyond international missions in Vienna to engage influential audiences in their home countries, often partnering with bilateral missions to convey U.S. policy on issues ranging from outer space to peaceful uses of nuclear technology.

U.S. MISSION TO THE UNITED NATIONS EDUCATIONAL, SCIENTIFIC, AND CULTURAL ORGANIZATION (UNESCO)

On July 10, 2023, the United States officially re-joined UNESCO as a member state following a five-year absence. Public diplomacy programming in the coming year will largely focus on building and strengthening partnerships with UNESCO member states and amplifying key U.S. policy priorities, including combatting misinformation, protecting and promoting cultural heritage, calling out those who impinge upon freedom of the press and of expression, and advocating for enhanced educational opportunities for less privileged youth worldwide.

U.S. MISSION TO THE INTERNATIONAL CIVIL AVIATION ORGANIZATION IN MONTREAL (ICAO)

Created in 1944, the International Civil Aviation Organization (ICAO) promotes the safe and orderly development of civil aviation around the world. ICAO sets standards and regulations necessary for aviation safety, security, efficiency, and regularity, as well as for aviation environmental protection. Headquartered in Montreal, the organization has regional and sub-regional offices around the world, including in Bangkok, Dakar, Lima, Mexico City, and Paris.

The U.S. Mission to the ICAO focuses on improving the safety, security, and sustainability of civil aviation through the establishment of internationally applicable standards in key civil aviation sectors. Chief among these efforts is helping developing countries to improve their national civil aviation systems and thus meet international standards. The U.S. actively promotes continued reform at the ICAO to ensure whistleblower protection, efficient use of resources, and a renewed focus on key security standards. As there is no public diplomacy officer at this Mission, all public diplomacy initiatives are supported by IO/PAO in Washington.

U.S. MISSION TO THE UNITED NATIONS IN NAIROBI (USUN NAIROBI)

USUN Nairobi supports the U.S. representatives to the United States Permanent Mission to the UN Environment Program (UNEP) and UN Human Settlements Program (UN-HABITAT), both Nairobi-based organizations. The mission works cooperatively to advance environmental protections while reducing poverty and promoting economic growth, as well as to find sustainable solutions to the phenomenon of rapid urbanization. USUN Nairobi carries out this work through participation in the Committees of Permanent Representatives of UNEP and HABITAT, through informal consultations, and by serving as a link between these two Nairobi-based UN programs and the various parts of the U.S. government that engage with them. As there is no public diplomacy officer at this Mission, public diplomacy initiatives are supported by IO/PAO in Washington or the bilateral mission in Nairobi.



U.S. PUBLIC DIPLOMACY IN THE NEAR EAST



U.S. Embassy Jerusalem Youth Empowerment program participants.

BUREAU OF NEAR EASTERN AFFAIRS (NEA)

	FY 2018 Actual	FY 2019 Actual	FY 2020 Actual	FY 2021 Actual	FY 2022 Actual	FY 2023 Planned
D&CP (.7)	\$37.10 million	\$34.72 million	\$54.99 million	\$55.12 million	\$56.62 million	\$56.62 million
American Salaries	\$20.30 million	\$21.89 million	\$20.44 million	\$20.44 million	\$21.90 million	\$22.95 million
Supplemental	\$21.93 million	\$27.73 million	\$27.93 million	\$21.93 million	\$21.93 million	\$21.93 million
BBG/USAGM	\$92.50 million	\$79.46 million	\$68 million	\$79.40 million	\$75.98 million	\$79.12 million
TOTAL	\$171.83 million	\$163.80 million	\$171.36 million	\$176.89 million	\$176.43 million	\$180.62 million

Strategic Overview

The Bureau of Near Eastern Affairs (NEA) strategically employs the full range of PD programs to address the significant national security challenges facing the United States in the Middle East and North Africa (MENA). PD officers in the field, in collaboration with their embassy and D.C.-based colleagues, safeguard American interests and values in the region by engaging audiences across the political, economic, and civil society spectrum, identifying and strengthening ties with future leaders, and developing networks around mutual interests.

Young people between the ages of 15 and 29 make up more than 28 percent of the region's population, but job opportunities for this demographic are inadequate to meet the needs of the region's burgeoning population. This dynamic makes U.S. exchange and study opportunities appealing to young people--especially programs focused on educational opportunity, economic growth, English-language learning, and entrepreneurial skills.

PD officers at U.S. missions in the region work extensively with traditional and social media to present an accurate account of U.S. foreign policy and underscore shared values of peace, security, and prosperity. Through media and targeted education and outreach programs, PD officers provide a message of hope and opportunity to populations vulnerable to radicalization.

NEA's PD efforts face serious challenges, namely suspicion of U.S. intentions, high-threat and high-risk security environments, and weakened civil society institutions. Opinion polling in nearly every NEA country reveals relatively high regard for American society and values, particularly with respect to American culture, higher education, entrepreneurship, healthcare, and aspirations for rights and freedoms, but a deep mistrust of aspects of U.S. policies. Chronic instability, the suspension of diplomatic relations, and war have made public diplomacy work in Iran, Libya, Syria, and Yemen especially challenging. Nevertheless, regular PD engagement continues with audiences from those countries.

The largest PD programs in FY 2023 were led by Embassy Baghdad (\$9.017 million), Embassy Jerusalem (\$4.966 million), the Office of Palestinian Affairs Unit (\$4.314 million), Embassy Abu Dhabi (\$3.477 million), Embassy Saudi Arabia (\$3.251), and Embassy Cairo (\$3.218 million).

Overseas, there are approximately 108 American Direct Hire PD positions and approximately 278 local staff positions at 25 public affairs sections at embassies and consulates in the region. Domestically in Washington, there are 27 Foreign Service, Civil

Service, and contract staff in the Office of Press and Public Diplomacy in the Bureau of Near Eastern Affairs.

U.S. Foreign Policy Goals and Priorities

The United States faces a range of challenges in the MENA region: fragile governments contending with legitimacy challenges, corruption, and human rights abuses; stagnant economies further exacerbated by the after effects of COVID-19; rampant and complex conflict perpetuating insecurity; ingrained social and legal gender discrimination; a surging youth population and lack of employment opportunities; shrinking space for civil society; and the climate crisis, bringing increasing drought and instability. These challenges have implications across all sectors and disproportionately impact vulnerable populations. The rise of the PRC and Russia, both as global strategic competitors and regional influencers, and the continued influence of Iran, are core challenges for U.S. foreign policy for the foreseeable future.

In responding to these issues, the United States works with partners to counter state disinformation and coercive influence originating from China, Russia, and Iran. Specific U.S. foreign policy objectives include:

- Support for normalization and diplomatic recognition agreements between Arab states and Israel, especially new Israeli ties with Bahrain, Egypt, Morocco, and the United Arab Emirates.
- Promotion of U.S. commercial engagement, bilateral trade, and investment, as well as support for private sector-led economic growth and American and local job creation to address the region's persistent high unemployment, providing young people in the region with opportunities for the future.
- Countering regional threats and disinformation from violent extremist groups and their ideology.
- Support for reforms across the Middle East and North Africa that enhance the rule of law, protect human dignity and rights, and promote religious freedom and an open and free media.
- Strengthening civil society and nascent civil society groups and encouraging governments to allow them to operate independently of government influence.
- Advancing the vision for Middle East peace while ensuring the long-term security of Israel.
- Engagement with Iraqi partners and the Iraqi people to support a united, democratic, and prosperous country.
- Support for the UN-facilitated process to reach an inclusive, negotiated political solution to the Libyan and Yemen conflicts.

U.S. Public Diplomacy Program Objectives

NEA public diplomacy emphasizes U.S. standing as a regional leader with a vision for a rules-based international order offering stability, economic opportunity, and respect for human rights, benefiting both the United States and the countries and people of the region. In addition to supporting national stability, security, and prosperity objectives, NEA public diplomacy programming focuses on exposing and countering state disinformation and coercive influence that can harm regional partners as well as the United States and its allies.

NEA PD program priorities include initiatives to

- Promote American society and values in education, good governance, rights and freedoms, and professional skills development.
- Showcase and leverage American economic, development, humanitarian, and security assistance.
- Build on areas of shared values to strengthen people-to-people ties, linking the region's peoples with the United States and Americans.
- Highlight opportunities for foreign students in the United States, for regional universities to link with American academia to enhance research, innovation, and job creation, and for strengthening higher education efforts in NEA to advance critical thinking and freedom of expression.



Participants in Jordan's Women's Empowerment through Entrepreneurship Program.

Representative Public Diplomacy Programs

Jordan: Preparing for COP 28 (28th UN Climate Change Conference) in the UAE, Embassy Amman's public diplomacy team selected and recruited 10 Jordanian journalists to participate in a bespoke climate change, economic development, and water resources protection program. Jordanian journalists and environmental social media influencers participating in "The Road to COP28" have already visited the U.S. to learn about the nexus of water, climate, and economic issues, preparing them for a COP28 reporting trip that will improve Jordanians' awareness and accurate reporting on climate issues domestically. Jordan is getting hotter and drier and has a serious water supply problem which will only get worse through population growth and the regional effects of climate change. This program is injecting accurate information and reporting into public discussions of local and regional solutions to water and other climate challenges.

Algeria: The selection of the United States as the 2022 "Country of Honor" at the Algiers' International Trade Fair showcased the strong relationship between the U.S. and Algeria, focusing on partnership, economic prosperity, and American values. PAS Algiers took advantage of this opportunity to create a pavilion modeled after a rural American county fair. The strategically selected carnival games, circus performances, live music, and cooking demonstrations, featuring more than eight U.S. arts envoy professionals, drew tens of thousands of Algerians into the commercial booths promoting American companies. When the Algerian President saw the U. S. exhibit, he ordered the Algerian government to "open the doors" to the United States for expanded trade. Ultimately the trade fair resulted in multiple commercial deals, advancing American economic interests, and strengthening the U.S.-Algerian partnership.

Bahrain: Embassy Bahrain's public diplomacy outreach emphasized diversity, equity, and inclusion in 2022. The public diplomacy section used an Arts Envoy American jazz program to showcase American cultural diversity while highlighting jazz as a uniquely American art form with roots in Black culture. PDS Manama engaged with Ministry of Education public school students for the first time in 15 years, opening a new avenue for cooperation with a key ministry that had been reluctant to interact.

Office of Palestinian Affairs (OPA): The United States Office of Palestinian Affairs' Public Diplomacy team created a partnership with an influential local NGO (Al- Nayzak) to support the Palestinian Territory-wide science competition "TechTalent." Over the course of the school year, OPA and Al-Nayzak engaged over 30,000 students from the West Bank, Gaza, and East Jerusalem, promoting investment and scientific and entrepreneurial thinking for Palestinian high school students and teachers. Featuring local, regional, and national competitions, the program culminated with an event at Ramallah's Cultural Palace, garnering broad media attention and senior PA government and Palestinian civil society attendance. Twenty finalists were recognized at the competition for their achievements which will be highlighted and celebrated with a 10-day trip to NASA headquarters in Florida. The program has been acclaimed by parents, administrators, and media for its focus on science, its contribution to expanding female entrepreneurship (62% of participating students are girls) and providing youth with a productive outlet during a school strike.

Iraq: In 2022, PAS Iraq sent 234 high schoolers and undergraduates to the United States for a four-week program of leadership training and creative problem-solving. The Iraqi Young Leadership Program (IYLEP) is nurturing the next generation of Iraqi leaders and already includes an impressive array of alumni, including the founder of Iraqi Kurdistan's first Food Bank. Meanwhile, Consulate General Erbil has partnered with Cisco Industries to upgrade the IT infrastructure at the three polytechnical universities in Erbil, Duhok, and Sulaymaniyah. Combined with a "train the trainer" program, CG Erbil is bringing much-needed infrastructure and online research skills to a new generation of Iraqi Kurds.

Oman: U.S. Embassy Muscat restarted the U.S. Fulbright exchange program after it had been suspended for more than ten years in the wake of the Arab Spring. At the first ever U.S.-Oman Strategic Dialogue in February, the Omani government announced it would resume the full U.S.-bound exchange starting in the 2024-25 academic year in addition to other public diplomacy programs. The announcement was a significant achievement based on years of advocacy and is paving the way for increased engagement and opportunities for public diplomacy programming.



YES Academy Egypt Training Program in music composition, songwriting, and dance, 2022.

SPOTLIGHT ON FUNDING AND RESOURCE GAPS: IMPACTS BY THE NUMBERS

Across the board, NEA PD sections identify the lack of funding to hire new locally employed staff as the most serious resource gap they face.

PDS Manama: "Our most glaring need is staffing. We are getting unprecedented interest from the government in cooperating across the educational/cultural/media space in Bahrain. We do not have enough people to respond to these requests in the place where our entire 5th fleet and major CENTCOM components are headquartered."

PDS Tunis: "Keeping qualified staff becomes more and more challenging due to price increases, inflation, and deterioration of education and medical service in the country. The pay that we offer is no longer sufficient to sustain decent living standards for our local staff, and in the last year we have lost four LE staff in the cultural section alone."

PDS Office of Palestinian Affairs: "Our most pressing need is staff with the pace and volume of work necessitating more positions."

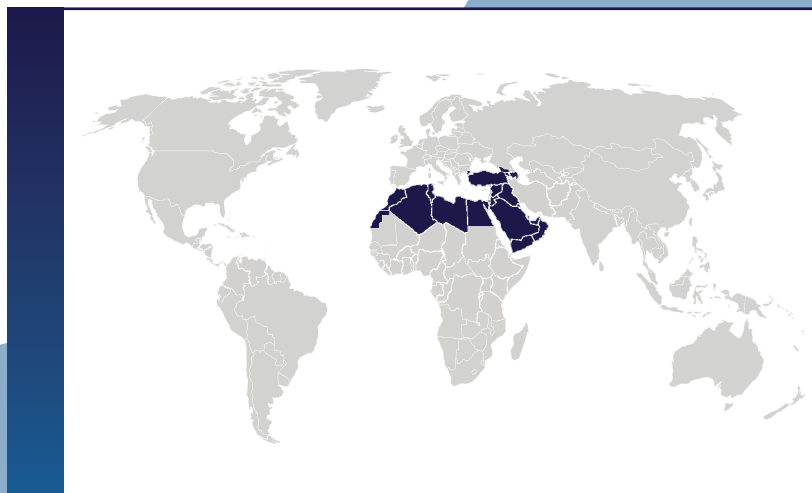
PDS Muscat: "The biggest need is staffing. The Muscat Public Affairs team comprises two direct hire American officers (one position currently double encumbered), one EPAP (Expanded Professional Associates Program), and four locally employed staff. With the resumption of Fulbright, and a larger window for public diplomacy programs, the section urgently needs more staffing to capitalize and to keep pace."

FY 2022 NEA PD SPENDING RANKED BY POST

		FY 2019		FY 2020		FY 2021		FY 2022	
	Country Name	DP (.7)	Supplemental	DP (.7)	Supplemental	DP (.7)	Supplemental	DP (.7)	Supplemental
1	Iraq	\$15.31 million	\$1.56 million	\$15.31 million	\$1.56 million	\$9.0 million	\$1.5 million	\$9,000,000	\$1.5 million
2	Israel	\$4.37 million	\$463,884	\$4.66 million	\$463,884	\$4.9 million	\$568,000	\$4,930,000	\$568,000
3	Jordan	\$1.27 million	\$517,046	\$1.41 million	\$517,046	\$1.9 million	\$3.2 million	\$1.93 million	\$3.2 million
4	Egypt	\$3.10 million	\$1.40 million	\$3.33 million	1.40 million	\$3.5 million	\$799,101	\$3.5 million	\$799,101
5	United Arab Emirates	\$1.64 million	\$569,536	\$2.23 million	\$569,536	\$2.6 million	\$1 million	\$3.28 million	\$1 million
6	Palestinian Territories	\$3.46 million	\$131,326	\$3.71 million	\$131,326	\$4.2 million	\$32,000	\$4.24 million	\$32,000
7	Lebanon	\$1.29 million	\$11,257	\$1.33 million	\$11,257	\$1.7 million	\$1.6 million	\$1.72 million	\$1.6 million
8	Saudi Arabia	\$2.45 million	\$116,614	\$2.66 million	\$116,614	\$3.1 million	NA	\$3.12 million	NA
9	Morocco	\$2.16 million	\$287,514	\$2.22 million	\$287,514	\$2.4 million	\$364,249	\$2.48 million	\$364,249
10	Qatar	\$1.27 million	\$89,463	\$1.28 million	\$89,463	\$1.2 million	\$677,350	\$1.29 million	\$677,350
11	Algeria	\$732,520	\$147,671	\$780,845	\$147,671	\$1.01 million	\$719,337	\$1.01 million	\$719,337
12	Yemen	\$1.08 million	NA	\$1.09 million	NA	\$1.1 million	\$600,000	\$1.11 million	\$600,000
13	Tunisia	\$870,000	\$110,408	\$957,330	\$110,408	\$1.4 million	\$141,000	\$1.47 million	\$141,000
14	Kuwait	\$921,410	\$45,463	\$931,896	\$45,463	\$1.5 million	\$128,250	\$1.15 million	\$128,250
15	Bahrain	\$952,745	\$32,669	\$983,375	\$32,669	\$1.11 million	NA	\$1.11 million	NA
16	Syria	NA	NA	\$596,994	NA	634,994	\$500,000	\$576,000	\$500,000
17	Libya	\$584,093	NA	\$599,739	NA	\$611,381	\$448,717	\$611,381	\$448,717
18	Oman	\$609,402	\$45,083	\$670,569	\$45,083	\$680,485	NA	\$575,485	NA

U.S. PUBLIC DIPLOMACY IN THE NEAR EAST

COUNTRY PROFILES



Algeria

PD Spending FY22: \$1,729,337
DP (.7) FY22: \$1,010,000



70th Global PD Spending Rank FY22 0.00% Change in PD Spending from FY21

Demographics & Literacy

Geographical Area (sq. km.): 2,381,740
Population: 44,903,225
Below 24 yrs. old: 43.5%
Refugee population: 106,750
Urban population: 75.3%
GDP/Capita: \$10,700 (2020 est.)
Unemployment: 11.7%
Below Poverty Line: 5.5% (2011 est.)
Literacy Rate: 81.4%
Avg. Years of Education:
Not Available (M), Not Available (F)

Social & Media Indicators

Inclusive Internet Index: 71st
Social Progress Index: 95th
Corruption Perception Index: 116th
Economic Freedom Index: 167th (Repressed)
Media Freedom Index: 134th
Internet Penetration: 60.6%
Social Media Penetration: 59.1%
Mobile Connections: 103.5%
Most Used SNS: Facebook
Global Soft Power: 86th
Gender Inequality: 126th

Bahrain

PD Spending FY22: \$1,110,000
DP (.7) FY22: \$1,110,000



102nd Global PD Spending Rank FY22 0.00% Change in PD Spending from FY21

Demographics & Literacy

Geographical Area (sq. km.): 760
Population: 1,472,233
Below 24 yrs. old: 33.6%
Refugee population: Not Available
Urban population: 89.9%
GDP/Capita: \$40,900 (2020 est.)
Unemployment: 1.5%
Below Poverty Line: Not Available
Literacy Rate: 97.5%
Avg. Years of Education:
16 (2019) (M), 17 (2019) (F)

Social & Media Indicators

Inclusive Internet Index: 40th
Social Progress Index: 92nd
Corruption Perception Index: 69th
Economic Freedom Index: 74th (Moderately Free)
Media Freedom Index: 167th
Internet Penetration: 99%
Social Media Penetration: 87.8%
Mobile Connections: 101st
Most Used SNS: YouTube
Global Soft Power: 50th
Gender Inequality: 46th

Egypt

PD Spending FY22: \$4,299,101
DP (.7) FY22: \$3,500,000



20th Global PD Spending Rank FY22 0.00% Change in PD Spending from FY21

Demographics & Literacy

Geographical Area (sq. km.): 1,001,450
Population: 110,990,103
Below 24 yrs. old: 51.6%
Refugee population: 348,453
Urban population: 43.1%
GDP/Capita: \$12,000 (2020 est.)
Unemployment: 7%
Below Poverty Line: 32.5% (2017 est.)
Literacy Rate: 71.2%
Avg. Years of Education:
14 (2018) (M), 14 (2018) (F)

Social & Media Indicators

Inclusive Internet Index: 57th
Social Progress Index: 113th
Corruption Perception Index: 130th
Economic Freedom Index: 152nd (Repressed)
Media Freedom Index: 168th
Internet Penetration: 71.9%
Social Media Penetration: 48.9%
Mobile Connections: 93.4%
Most Used SNS: YouTube
Global Soft Power: 38th
Gender Inequality: 109th

Iraq

PD Spending FY22: \$10,500,000
DP (.7) FY22: \$9,000,000



5th Global PD Spending Rank FY22 0.00% Change in PD Spending from FY21

Demographics & Literacy

Geographical Area (sq. km.): 438,317
Population: 44,496,122
Below 24 yrs. old: 56.9%
Refugee population: 286,240
Urban population: 71.6%
GDP/Capita: \$9,300 (2020 est.)
Unemployment: 16.2%
Below Poverty Line: 23% (2014 est.)
Literacy Rate: 85.6%
Avg. Years of Education:
Not Available (M), Not Available (F)

Social & Media Indicators

Inclusive Internet Index: Not Available
Social Progress Index: 117th
Corruption Perception Index: 157th
Economic Freedom Index: 0 (Not Ranked)
Media Freedom Index: 172nd
Internet Penetration: 49.4%
Social Media Penetration: 68%
Mobile Connections: 102.1%
Most Used SNS: Facebook
Global Soft Power: 116th
Gender Inequality: 145th

Israel

PD Spending FY22: \$5,498,000
DP (.7) FY22: \$4,930,000



14th Global PD Spending Rank FY22 +0.55% Change in PD Spending from FY21

Demographics & Literacy

Geographical Area (sq. km.): 21,937
Population: 9,038,309
Below 24 yrs. old: 42.4%
Refugee population: 17,242
Urban population: 92.9%
GDP/Capita: \$38,300 (2020 est.)
Unemployment: 4.3%
Below Poverty Line: 22% (2014 est.)
Literacy Rate: 97.8%
Avg. Years of Education:
15 (2020) (M), 17 (2020) (F)

Social & Media Indicators

Inclusive Internet Index: Not Available
Social Progress Index: 31st
Corruption Perception Index: 31st
Economic Freedom Index: 43rd (Moderately Free)
Media Freedom Index: 86th
Internet Penetration: 90%
Social Media Penetration: 79.7%
Mobile Connections: 117.3%
Most Used SNS: YouTube
Global Soft Power: 27th
Gender Inequality: 22nd

Jordan

PD Spending FY22: \$5,130,000
DP (.7) FY22: \$1,930,000



16th Global PD Spending Rank FY22 +0.59% Change in PD Spending from FY21

Demographics & Literacy

Geographical Area (sq. km.): 89,342
Population: 11,285,869
Below 24 yrs. old: 52.8%
Refugee population: 3,056,025
Urban population: 92%
GDP/Capita: \$9,800 (2020 est.)
Unemployment: 18.4%
Below Poverty Line: 15.7% (2018 est.)
Literacy Rate: 98.2%
Avg. Years of Education:
10 (2020) (M), 11 (2020) (F)

Social & Media Indicators

Inclusive Internet Index: 60th
Social Progress Index: 82nd
Corruption Perception Index: 61st
Economic Freedom Index: 87th (Moderately Free)
Media Freedom Index: 120th
Internet Penetration: 66.8%
Social Media Penetration: 66.6%
Mobile Connections: 78.1%
Most Used SNS: Facebook
Global Soft Power: 53rd
Gender Inequality: 118th

Kuwait

PD Spending FY22: \$1,278,250
DP (.7) FY22: \$1,150,000



85th Global PD Spending Rank FY22 -21.50% Change in PD Spending from FY21

Demographics & Literacy

Geographical Area (sq. km.): 17,818
Population: 4,268,873
Below 24 yrs. old: 39.3%
Refugee population: Not Available
Urban population: 100%
GDP/Capita: \$49,900 (2019 est.)
Unemployment: 2.8%
Below Poverty Line: Not Available
Literacy Rate: 96.5%
Avg. Years of Education:
13 (2015) (M), 16 (2015) (F)

Social & Media Indicators

Inclusive Internet Index: 33rd
Social Progress Index: 55th
Corruption Perception Index: 77th
Economic Freedom Index: 101st (Mostly Unfree)
Media Freedom Index: 158th
Internet Penetration: 99%
Social Media Penetration: 93%
Mobile Connections: 149.5%
Most Used SNS: YouTube
Global Soft Power: 35th
Gender Inequality: 74th

Lebanon

PD Spending FY22: \$3,320,000
DP (.7) FY22: \$1,720,000



33rd Global PD Spending Rank FY22 +0.61% Change in PD Spending from FY21

Demographics & Literacy

Geographical Area (sq. km.): 10,400
Population: 5,489,739
Below 24 yrs. old: 35.7%
Refugee population: 1,304,618
Urban population: 89.4%
GDP/Capita: \$11,600 (2020 est.)
Unemployment: 13%
Below Poverty Line: 27.4% (2011 est.)
Literacy Rate: 95.1%
Avg. Years of Education:
12 (2014) (M), 11 (2014) (F)

Social & Media Indicators

Inclusive Internet Index: 74th
Social Progress Index: 89th
Corruption Perception Index: 150th
Economic Freedom Index: 162nd (Repressed)
Media Freedom Index: 130th
Internet Penetration: 89.3%
Social Media Penetration: 75.2%
Mobile Connections: 68.4%
Most Used SNS: YouTube
Global Soft Power: 89th
Gender Inequality: 108th

Libya

U.S. Embassy in Tripoli temporarily located in Tunis, Tunisia.

PD Spending FY22: \$1,060,098
DP (.7) FY22: \$611,381



106th Global PD Spending Rank FY22 0.00% Change in PD Spending from FY21

Demographics & Literacy

Geographical Area (sq. km.): 1,759,540
Population: 6,812,341
Below 24 yrs. old: 48.9%
Refugee population: 38,651
Urban population: 81.6%
GDP/Capita: \$10,300 (2020 est.)
Unemployment: 20.6%
Below Poverty Line: 33.3% (2022 est.)
Literacy Rate: 91%
Avg. Years of Education:
Not Available (M), Not Available (F)

Social & Media Indicators

Inclusive Internet Index: Not Available
Social Progress Index: 126th
Corruption Perception Index: 171st
Economic Freedom Index: 0 (Not Ranked)
Media Freedom Index: 143rd
Internet Penetration: 49.6%
Social Media Penetration: 91.4%
Mobile Connections: 169.6%
Most Used SNS: Facebook
Global Soft Power: Not Available
Gender Inequality: 61st

Morocco

PD Spending FY22: \$2,844,249
DP (.7) FY22: \$2,480,000



40th Global PD Spending Rank FY22 +2.89% Change in PD Spending from FY21

Demographics & Literacy

Geographical Area (sq. km.): 716,550
Population: 37,457,971
Below 24 yrs. old: 43.6%
Refugee population: Not Available
Urban population: 65.1%
GDP/Capita: \$6,900 (2020 est.)
Unemployment: 10.5%
Below Poverty Line: 4.8% (2013 est.)
Literacy Rate: 73.8%
Avg. Years of Education:
14 (2021) (M), 14 (2021) (F)

Social & Media Indicators

Inclusive Internet Index: 52nd
Social Progress Index: 100th
Corruption Perception Index: 94th
Economic Freedom Index: 97th (Mostly Unfree)
Media Freedom Index: 135th
Internet Penetration: 84.1%
Social Media Penetration: 63.4%
Mobile Connections: 129.3%
Most Used SNS: YouTube
Global Soft Power: 55th
Gender Inequality: 104th

Oman

PD Spending FY22: \$575,485
DP (.7) FY22: \$575,485



141st Global PD Spending Rank FY22 -15.43% Change in PD Spending from FY21

Demographics & Literacy

Geographical Area (sq. km.): 309,500
Population: 4,576,298
Below 24 yrs. old: 47.5%
Refugee population: 5,000
Urban population: 88.4%
GDP/Capita: \$27,300 (2019 est.)
Unemployment: 2.5%
Below Poverty Line: Not Available
Literacy Rate: 95.7%
Avg. Years of Education:
15 (2021) (M), 15 (2021) (F)

Social & Media Indicators

Inclusive Internet Index: 38th
Social Progress Index: 80th
Corruption Perception Index: 69th
Economic Freedom Index: 108th (Mostly Unfree)
Media Freedom Index: 163rd
Internet Penetration: 95.2%
Social Media Penetration: 83.2%
Mobile Connections: 111.3%
Most Used SNS: YouTube
Global Soft Power: 46th
Gender Inequality: 72nd

Palestinian Territories

PD Spending FY22: \$4,272,000
DP (.7) FY22: \$4,240,000



22nd Global PD Spending Rank FY22 +0.95% Change in PD Spending from FY21

Demographics & Literacy

Geographical Area (sq. km.): 5,860
Population: 5,250,072
Below 24 yrs. old: 56.1%
Refugee population: 871,537
Urban population: 77.6%
GDP/Capita: \$5,400 (2020 est.)
Unemployment: 26%
Below Poverty Line: 18% (2011 est.)
Literacy Rate: 97.5%
Avg. Years of Education:
12 (2021) (M), 14 (2021) (F)

Social & Media Indicators

Inclusive Internet Index: Not Available
Social Progress Index: 97th
Corruption Perception Index: Not Available
Economic Freedom Index: 0 (Not Ranked)
Media Freedom Index: 170th
Internet Penetration: 70.6%
Social Media Penetration: 64.3%
Mobile Connections: 82%
Most Used SNS: Facebook
Global Soft Power: Not Available
Gender Inequality: Not Available

Qatar

PD Spending FY22: \$1,967,350
DP (.7) FY22: \$1,290,000



58th Global PD Spending Rank FY22 +4.79% Change in PD Spending from FY21

Demographics & Literacy

Geographical Area (sq. km.): 11,586
Population: 2,695,122
Below 24 yrs. old: 24.6%
Refugee population: Not Available
Urban population: 99.4%
GDP/Capita: \$85,300 (2020 est.)
Unemployment: 0.2%
Below Poverty Line: Not Available
Literacy Rate: 93.5%
Avg. Years of Education:
12 (2021) (M), 15 (2021) (F)

Social & Media Indicators

Inclusive Internet Index: 27th
Social Progress Index: 90th
Corruption Perception Index: 40th
Economic Freedom Index: 44th (Moderately Free)
Media Freedom Index: 119th
Internet Penetration: 99%
Social Media Penetration: 99.8%
Mobile Connections: 151.8%
Most Used SNS: YouTube
Global Soft Power: 24th
Gender Inequality: 54th

Saudi Arabia

PD Spending FY22: \$3,120,000
DP (.7) FY22: \$3,120,000



34th Global PD Spending Rank FY22 +0.65% Change in PD Spending from FY21

Demographics & Literacy

Geographical Area (sq. km.): 2,149,690
Population: 36,408,820
Below 24 yrs. old: 40.2%
Refugee population: Not Available
Urban population: 85%
GDP/Capita: \$44,300 (2020 est.)
Unemployment: 6.7%
Below Poverty Line: Not Available
Literacy Rate: 97.6%
Avg. Years of Education:
17 (2021) (M), 16 (2021) (F)

Social & Media Indicators

Inclusive Internet Index: 39th
Social Progress Index: 101st
Corruption Perception Index: 54th
Economic Freedom Index: 118th (Mostly Unfree)
Media Freedom Index: 166th
Internet Penetration: 97.9%
Social Media Penetration: 82.3%
Mobile Connections: 115th
Most Used SNS: YouTube
Global Soft Power: 19th
Gender Inequality: 59th

Syria

U.S. Embassy in Damascus suspended operations in 2012.

PD Spending FY22: \$1,076,000
DP (.7) FY22: \$576,000



105th Global PD Spending Rank FY22 -5.20% Change in PD Spending from FY21

Demographics & Literacy

Geographical Area (sq. km.): 187,437
Population: 22,125,249
Below 24 yrs. old: 52.8%
Refugee population: 581,165
Urban population: 57.4%
GDP/Capita: \$2,900 (2015 est.)
Unemployment: 10%
Below Poverty Line: 82.5% (2014 est.)
Literacy Rate: 86.4%
Avg. Years of Education:
9 (2013) (M), 9 (2013) (F)

Social & Media Indicators

Inclusive Internet Index: Not Available
Social Progress Index: 135th
Corruption Perception Index: 178th
Economic Freedom Index: 0 (Not Ranked)
Media Freedom Index: 171st
Internet Penetration: 49.2%
Social Media Penetration: Not Available
Mobile Connections: 78.3%
Most Used SNS: Not Available
Global Soft Power: Not Available
Gender Inequality: 119th

Tunisia

PD Spending FY22: \$1,611,000
DP (.7) FY22: \$1,470,000



75th Global PD Spending Rank FY22 +4.54% Change in PD Spending from FY21

Demographics & Literacy

Geographical Area (sq. km.): 163,610
Population: 12,356,117
Below 24 yrs. old: 38.2%
Refugee population: Not Available
Urban population: 70.5%
GDP/Capita: \$9,700 (2020 est.)
Unemployment: 16.3%
Below Poverty Line: 15.2% (2015 est.)
Literacy Rate: 81.8%
Avg. Years of Education:
14 (2016) (M), 16 (2016) (F)

Social & Media Indicators

Inclusive Internet Index: 66th
Social Progress Index: 72nd
Corruption Perception Index: 85th
Economic Freedom Index: 128th (Mostly Unfree)
Media Freedom Index: 94th
Internet Penetration: 66.7%
Social Media Penetration: 68%
Mobile Connections: 135.9%
Most Used SNS: Facebook
Global Soft Power: 83rd
Gender Inequality: 61st

United Arab Emirates

PD Spending FY22: \$4,280,000
DP (.7) FY22: \$3,280,000



21st Global PD Spending Rank FY22 +18.89% Change in PD Spending from FY21

Demographics & Literacy

Geographical Area (sq. km.): 83,600
Population: 9,441,129
Below 24 yrs. old: 22.4%
Refugee population: Not Available
Urban population: 87.8%
GDP/Capita: \$67,100 (2019 est.)
Unemployment: 3.1%
Below Poverty Line: 19.5% (2003 est.)
Literacy Rate: 97.6%
Avg. Years of Education:
15 (2020) (M), 17 (2020) (F)

Social & Media Indicators

Inclusive Internet Index: 26th
Social Progress Index: 68th
Corruption Perception Index: 27th
Economic Freedom Index: 33rd (Mostly Free)
Media Freedom Index: 138th
Internet Penetration: 99%
Social Media Penetration: 106%
Mobile Connections: 169%
Most Used SNS: YouTube
Global Soft Power: 10th
Gender Inequality: 11th

Yemen

PD Spending FY22: \$1,710,000
DP (.7) FY22: \$1,110,000



72nd Global PD Spending Rank FY22 +0.59% Change in PD Spending from FY21

Demographics & Literacy

Geographical Area (sq. km.): 527,968
Population: 33,696,614
Below 24 yrs. old: 60.4%
Refugee population: 88,639
Urban population: 39.8%
GDP/Capita: \$2,500 (2017 est.)
Unemployment: 13.9%
Below Poverty Line: 48.6% (2014 est.)
Literacy Rate: 70.1%
Avg. Years of Education:
Not Available (M), Not Available (F)

Social & Media Indicators

Inclusive Internet Index: Not Available
Social Progress Index: 163rd
Corruption Perception Index: 176th
Economic Freedom Index: 0 (Not Ranked)
Media Freedom Index: 169th
Internet Penetration: 26.7%
Social Media Penetration: 11.4%
Mobile Connections: 62.2%
Most Used SNS: Facebook
Global Soft Power: Not Available
Gender Inequality: 170th



U.S. PUBLIC DIPLOMACY IN SOUTH AND CENTRAL ASIA



New "STEM Pioneers" funded by an alumni small grant program in Kalat, Pakistan.

BUREAU OF SOUTH AND CENTRAL ASIAN AFFAIRS (SCA)

	FY 2019 Actual	FY 2020 Actual	FY 2021 Actual	FY 2022 Actual	FY 2023 Planned
DP (.7)	\$24.76 million	\$45.79 million	\$45.50 million	\$43 million	\$43.40 million
American Salaries	\$19.72 million	\$18.31 million	\$19.26 million	\$20.83 million	\$21.20 million
Supplemental	\$85.18 million	\$44.70 million	\$40.6 million	\$41 million	\$31 million
BBG/USAGM	\$42.71 million	\$33.77 million	\$40.14 million	\$48.74 million	\$48.77 million
Total	\$172.37 million	\$142.57 million	\$145.50 million	\$153.57 million	\$144.37 million

Strategic Overview

At the crossroads of Asia, Europe, and the Middle East, the South and Central Asia region is home to roughly one-quarter of the world's population, including one-third of the world's Muslims and approximately 850 million people under the age of 30, making continued engagement in the region vital to U.S. national security and regional stability.

Geographically surrounded by China, Russia, and Iran, the SCA region is a key battleground in the great power competition. China has made the SCA region a primary domain for its One Belt One Road infrastructure development and lending, seeking to reshape the international order to its advantage by offering investment and collaboration to create "shared prosperity." Russia's strategic narrative seeks to discredit Western democracies and international organizations, creating chaos, and sowing distrust in the current international order, and now war.

SCA supports an Indo-Pacific region that is free and open, interconnected, prosperous, resilient, and secure. South Asia is a crucial pillar of this vision with India playing a leading role; India, already the world's largest democracy, recently became the world's most populous country, with a population of 1.43 billion people.

SCA promotes a peaceful and prosperous South Asia, which includes a strong commitment to the Afghan people, especially women and girls, in the wake of severe and unprecedented restrictions imposed by the Taliban. Since the U.S. withdrawal from Afghanistan in August 2021, SCA has focused on how to prevent Afghanistan from becoming a base for terrorism. SCA continues to support Afghan resettlement in the United States.

In Central Asia, SCA works to foster a prosperous Central Asia that is free to pursue political, economic, and security interests on its own terms, with partners of its choosing, with access to free and open media, connecting to global markets with strong, democratic institutions, the rule of law, and respect for human rights.

The Bureau of South and Central Asian Affairs consists of 13 countries - Afghanistan, Bangladesh, Bhutan, India, Kazakhstan, the Kyrgyz Republic, Maldives, Nepal, Pakistan, Sri Lanka, Tajikistan, Turkmenistan, and Uzbekistan - covered by 20 U.S. embassies and consulates, including the Afghan Affairs Unit in Doha, Qatar, established after the suspension of U.S. Embassy operations in Afghanistan. U.S. public diplomacy programming at these posts is managed by 90 American officers and approximately 300 locally employed and contracted staff members.

U.S. Foreign Policy Goals

Broadly speaking, the SCA bureau seeks to address global challenges through regional cooperation, including the following initiatives:

- Improve resilience to health challenges, and advance approaches to mitigate and adapt to the climate crisis and humanitarian disasters.
- Strengthen transparent, accountable democratic governance and values, including equality for women, LGBTQI+ persons and other marginalized groups.
- Support the capacity and development of democratic safeguards such as a resilient civil society and an independent media.
- Support inclusive, equitable economic growth as well as an equitable, clean, resilient energy future by increasing cooperation, partnership and trade through improved transportation, commercial ties, clean energy, and energy connectivity within the region.
- Strengthen the capacity of allies and partners to independently manage their own security challenges and support a rules-based regional and international order.
- Improve maritime security and ensure freedom of navigation of a free and open Indian Ocean region through bilateral and multilateral initiatives.
- Support diversity, equity, inclusion, and accessibility by empowering partners from all backgrounds, identities, and thought communities.
- Forge a new future for disenfranchised youth and other underserved or at-risk populations.

U.S. Public Diplomacy Program Objectives

SCA's Office of Press and Public Diplomacy (SCA/PPD) identified the following strategic objectives for 2023:

- Promote the United States as a partner by emphasizing positive, shared points of interest, and by building resilience to mis/disinformation.
- Promote democratic values/good governance to counter rising authoritarianism.
- Significantly increase/catalyze public support for climate action.
- Partner on education to fuel economic growth, innovation in STEM, and responsible use of new technologies.
- Cultivate opinion leaders and youth networks to support objectives of the Indo-Pacific strategy and C5+1.

Promote the United States as a partner by emphasizing positive, shared points of interest, and by building resilience to mis/disinformation.

Based on the latest findings from external and internal partners, including the Global Engagement Center, SCA/PPD focused its efforts in 2023 on techniques that highlight constructive messaging. SCA/PPD programming promotes positive narratives of the United States, emphasizes shared points of interest, and builds resilience through media literacy and journalism training. SCA PD engagement also inoculates populations from mis/disinformation through increased English language capacity and exchange programs designed to showcase the technologies and partners available to combat mis/disinformation in the United States. These programs also succeed by forming collaborative networks with like-minded actors in the region.



Mission Bangladesh #StrategicShade campaign to prompt public discourse on Russia.

Promote democratic values/good governance to counter rising authoritarianism.

With democratic backsliding in both South and Central Asia, SCA/PPD focused resources on messaging and programs that promote democratic values and good governance. These include programs that empower women's political participation and equal access to justice, capacity building for civil society, educating youth on human rights through film and art, and creating civic engagement opportunities through American Spaces.

Significantly increase/catalyze public support for climate action.

In October 2022, SCA published its Climate Strategy which includes five goals: 1) Increase mitigation ambition of partner countries' contributions; 2) Mobilize climate finance to support clean energy transition; 3) Support adaptation and resilience with a focus on water, air pollution, food security, and heat stress; 4) Reduce greenhouse gas emissions by supporting a transition to clean energy and emphasizing methane emissions reduction; and 5) Increase public understanding of the effects of climate change in the region and public support for climate mitigation and adaptation action. SCA PD focused on the 5th goal, while also addressing several of the others through discrete activities. The U.S. approach not only distinguishes itself from Russia's and China's pattern of disregard for the environment, but also positions the United States as a key partner in supporting the efforts of SCA countries to mitigate climate vulnerabilities. In Pakistan, for example, PD highlighted the more than \$200 million in USG flood relief support following one of the region's worst climate disasters.

Partner on education to fuel economic growth, innovation in STEM and responsible use of new technologies.

SCA PD focused its efforts in 2023 on expanding the number of students from the region headed to the U.S. for higher education, gaining measurable increases in the numbers of students from India, Bangladesh, and Kyrgyzstan. SCA's longer-term goal is for Indian students to be the largest contingent of foreign students globally. The influx of students from the region contributes to the \$39 billion international students contribute to the U.S. economy. SCA also seeks to improve two-way mobility, increasing the low numbers of American students who choose to study or do research in the region. SCA/PPD used its American Spaces as platforms for STEM education programs, including for women and underrepresented groups. It also leveraged new speaker programs to educate SCA publics on new technologies.

Cultivate opinion leaders and youth networks to support objectives of the Indo-Pacific strategy and C5+1.

In 2023, SCA focused on its investment in the Indo-Pacific, drawing down resources from Pakistan in favor of building public diplomacy budgets in the Indo-Pacific region, including in Bangladesh, Nepal, Sri Lanka, and the Maldives. SCA PD prioritized fostering relationships and building partnerships in support of the Indo-Pacific Strategy, including think tankers, journalists and youth. SCA/PPD created youth networks across its Central Asian American Spaces and supported the 2022 Climate Champions Action Network, a regional youth network to mitigate climate change. SCA/PPD additionally funded International Visitor Leadership Programs in support of the Quadrilateral Dialogue.

SCA/PPD also focused on the C5+1, the regional diplomatic platform for the United States plus the five Central Asian countries. The C5+1 facilitates coordination with, and among, the countries in the region to advance the shared goal of an independent, prosperous, and secure Central Asia that addresses common concerns in partnership with the United States. The "Opening Networks through English" project provides young professionals working on critical issues across Central Asia with specialized English language training. The goal is to build a skilled workforce that increases the region's competitiveness in global markets, promotes economic strength, and supports bilateral trade.



Tajik social media influencers pose in front of the White House.

Representative Public Diplomacy Programs

English for Journalists (Kazakhstan, Tajikistan, the Kyrgyz Republic, and Uzbekistan) English for Journalists (E4J) programs increase access to non-Russian language sources, build practical journalism skills, and promote Western journalistic standards. Kazakhstan's E4J program has trained over 700 journalists, largely focused on capacity-building for Kazakh-language media outlets.

An **ICFJ Investigative Journalism grant**, a Colombo-based project, builds investigative journalism capacity and provides journalists and editors across the region with skills to conduct investigations and fact-checking. Over the past quarter, ICFJ provided small grants to 14 journalists to report on self-selected topics including malnutrition, school drop-out rates, and corruption in the oil industry. This type of support allows journalists from smaller organizations with limited funding to spur investigative story production, build a fact-checking culture, and ensure lasting impact.

A PD program on **Political Cartoons** in Bangladesh drew attention to the shrinking democratic space. PD Dhaka held a conference for emerging political cartoonists and installed an exhibition of more than 150 political cartoons at the Edward M. Kennedy American Center. The event and exhibition were held in partnership with Earki, a Bangladeshi satirical news site, and the Bangladesh Cartoonists Association. Conference sessions gathered artists, cartoonists, writers, and journalists. Leading newspapers The Daily Star and Prothom Alo covered the program.

The **Democracy Commission Small Grants Program** across Central Asia amplifies civil society voices and provides support to nascent and emerging civil society organizations to create a stronger, more vibrant civic space in the region. Through one recent grant in the Kyrgyz Republic, over 350 youth from rural and marginalized areas came together to learn about the importance of civic engagement and activism among youth and gain practical experience from well-known activists and experts in the country.

In support of Pakistan's **Green Alliance**, which strengthens climate resilience, pursues energy transformation, and fosters inclusive economic growth, SCA/PD funded a delegation of 16 Pakistani scientists' study tour to the United States as part of the Punjab-California Sister State agreement. Following the inauguration of a USG dam rehabilitation project that will meet the power needs of over two million Pakistanis, PD deployed targeted messaging to highlight U.S. support for the citizens of Pakistan.

The **University Partnership Program in Central Asia (UniCEN)** is bolstering the capacities of 37 U.S. and Central Asian universities across Kazakhstan, Kyrgyz Republic, Tajikistan, and Uzbekistan to jointly address global challenges focused on climate action, renewable energy, and economic growth.

The **Afghan Public Diplomacy Scholarships Program** provides Afghans, primarily women, with an American-style higher education that fosters critical thinking, leadership skills, tolerance, and diversity. Currently, 332 Afghans are enrolled in a graduate or undergraduate degree at regional universities in the Kyrgyz Republic, Morocco, and Lebanon.

PD India awarded a grant to two New Delhi-based think tanks to create the **Indo-Pacific Circle (IPC)**, a network of young scholars focused on Indo-Pacific geopolitics which includes 100 members from 13 Indo-Pacific nations. The IPC promotes academic partnerships and directly addresses fears that young scholars are susceptible to disinformation campaigns that seek to discredit the Indo-Pacific Strategy. The IPC encourages voices from within the region to endorse the concept of a free and open Indo-Pacific. The IPC digital platform publishes member research, hosts a weekly podcast Indo-Pacific Voices, and engages in person, including a five-day symposium in Chennai in July 2022.

Through the **U.S.-India-Taiwan Cross-Border Dialogue**, journalists from India and Taiwan traveled to Washington D.C. to broaden their shared vision of cross-cutting economic issues. Following meetings with State Department, Senate, and Track II experts, Indian participants produced a series of print, television, and magazine features to explain why Taiwan mattered to India and how India could increase its engagement with Taiwan, reaching an estimated audience of over 100 million readers and viewers.

SPOTLIGHT ON FUNDING AND RESOURCE GAPS: IMPACTS BY THE NUMBERS

PAKISTAN: LEVERAGING RESOURCES THROUGH THE EXCHANGE ALUMNI NETWORK

With its PD budget, Mission Pakistan not only funds projects directly, but also through its vast alumni network, amplifying impact. The Pakistan United States Alumni Network (PUAN) is the largest USG alumni network in the world, with 14 chapters and 39,000+ members located throughout Pakistan, including remote areas and populations where mission personnel are unable to travel. Since 2012, its Alumni Small Grants program has provided funding for alumni-led initiatives that have advanced mission's goals while enabling and empowering alumni to put ideas into action and create meaningful change at professional, organizational, and community levels.

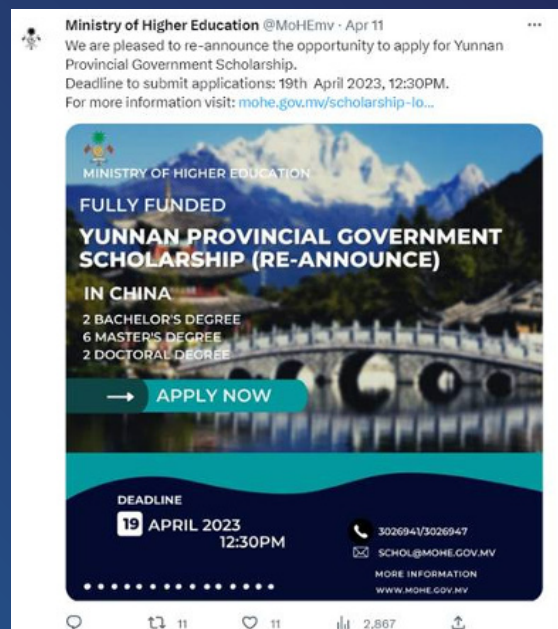
This fiscal year, post allocated \$120,000 for 27 approved projects. These projects included the following initiatives: (1) "Reshaping STEM Workforce for Economic Growth and Development" funded 60 teams to build electronic prototypes to predict or prevent artificial floods in a 200-student Hackathon. (2) "Climate Change: Protecting the Karachi Coast" is educating residents on the importance of protecting mangroves to safeguard against climate-related calamities. (3) "Mobilizing Youth against anti-TIP efforts" invited fellow PUAN alumni to conduct seminars in public sector universities with students from different backgrounds. The success of the Alumni Small Grants program, and of PUAN in general, is also thanks to resources supporting the salary of a dedicated LE Alumni Specialist, who ensures continued and effective alumni engagement nationwide.

MALDIVES: INCREASED FUNDING DOUBLES EXCHANGES, SUPPORTS POLICE

Maldives occupies a key location in the Indo-Pacific region, where the PRC and others are increasing their activities and investment to gain greater influence. The PRC funds a wide range of exchange opportunities for Maldivians to visit China and thanks to large investments (often through loans) such as the Friendship Bridge between Malé and Hulhumalé, Maldivians in general have a positive opinion of the PRC. One method of countering the PRC narrative is to increase the number of Maldivians traveling to the United States on exchange programs, such as IVLP, where participants can learn best practices, establish contacts with peers in similar fields, and most importantly, experience the United States firsthand. In FY 2022, Mission Maldives doubled its IVLP slots from five to eleven, at an average cost of \$27,000 per participant. This increase enabled a program that brought six Maldives police officials to the United States to learn about community policing. While in the United States, the group met with community policing experts in Washington (DC), Chicago (IL), Huntsville (AL), Minneapolis (MN), and Los Angeles (CA). At the conclusion of the program, the group noted a much better understanding of the U.S. judicial system and made excellent contacts with American peers, with whom they are still in touch. This is an example of effective public diplomacy programming that is easily scalable if additional funds become available.

TIME FOR A YOUNG LEADERS NETWORK FOR SOUTH ASIA (YSALI)

Networks such as the Young Southeast Asian Leaders (YSEALI), Young African Leaders (YALI), Young Leaders of the Americas (YLA), and most recently Young Leaders of the Pacific Islands (YPL) have successfully identified the best and the brightest young minds, creating effective platforms to share Western policies, ideas, and culture. South Asia and its youth population of 350 million remains an outlier despite the USG's significant security and economic interests in the region. Funding is needed to grow the current Climate Change Champions Network, which focuses on environmental issues, into a broad based young South Asian leaders' network that would link India, Pakistan, Bangladesh, Nepal, Sri Lanka, and the Maldives. The current hope is to fund the network through a request in the Indo-Pacific Engagement Act and launch it in India at the G20 summit. Once launched, YSALI (the Young South Asian Leaders Network), when paired with YSEALI and YPL, will form a powerful network of like-minded youth activists across the Indo-Pacific.

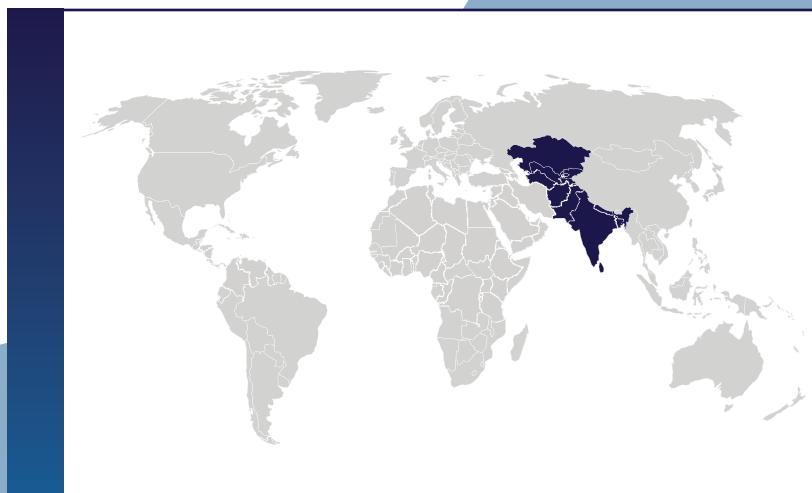


FY 2022 SCA PD SPENDING RANKED BY POST

		FY 2019		FY 2020		FY 2021		FY 2022	
	Country Name	DP (.7)	Supplemental	DP (.7)	Supplemental	DP (.7)	Supplemental	DP (.7)	Supplemental
1	Pakistan	\$16.83 million	\$10 million	\$16.84 million	\$12 million	\$16.84 million	\$12 million	\$1.76 million	\$10 million
2	Afghanistan	\$11.27 million	\$27 million	\$7.27 million	\$10.40 million	\$7.27 million	\$10.40 million	\$6.50 million	\$13.10 million
3	India	\$8.32 million	\$0	\$7.70 million	\$0	\$7.70 million	\$235,720	\$7.70 million	\$315,500
4	Uzbekistan	\$1.08 million	\$9.24 million	\$1.20 million	\$4.60 million	\$1.15 million	\$4.65 million	\$1.15 million	\$5.91 million
5	Kazakhstan	\$2.02 million	\$2.01 million	\$1.70 million	\$2.01 million	\$1.70 million	\$2.50 million	\$1.76 million	\$1.59 million
6	Kyrgyzstan	\$1.39 million	\$4.93 million	\$1.20 million	\$1.11 million	\$1.20 million	\$2.44 million	\$1.25 million	\$1.13 million
7	Tajikistan	\$1.10 million	\$950,000	\$1.22 million	\$940,000	\$1.22 million	\$2.80 million	\$1.22 million	\$1.69 million
8	Turkmenistan	\$970,901	\$1.22 million	\$853,915	\$1.14 million	\$866,660	\$1.50 million	\$853,914	\$1.14 million
9	Bangladesh	\$2.03 million	\$0	\$1.78 million	\$0	\$1.88 million	NA	\$1.78 million	\$30,665
10	Nepal	\$1.33 million	\$0	\$977,325	\$0	\$977,325	NA	\$1.02 million	\$215,000
11	Sri Lanka & Maldives	\$1.01 million	\$0	\$671,700	\$0	\$671,700	\$265,000	\$947,700	\$82,192

U.S. PUBLIC DIPLOMACY IN SOUTH AND CENTRAL ASIA

COUNTRY PROFILES



Afghanistan

PD Spending FY22: \$19,604,000
DP (.7) FY22: \$6,504,000



3rd Global PD Spending Rank FY22 +10.92% Change in PD Spending from FY21

Demographics & Literacy

Geographical Area (sq. km.): 652,230
Population: 41,128,771
Below 24 yrs. old: 61.9%
Refugee population: 72,188
Urban population: 26.9%
GDP/Capita: \$2,000 (2020 est.)
Unemployment: 12% (2020)
Below Poverty Line: 54.5% (2016 est.)
Literacy Rate: 37.3%
Avg. Years of Education:
13 (2018) (M), 8 (2018) (F)

Social & Media Indicators

Inclusive Internet Index: Not Available
Social Progress Index: 164th
Corruption Perception Index: 150th
Economic Freedom Index: 0 (Not Ranked)
Media Freedom Index: 156th
Internet Penetration: 22.9%
Social Media Penetration: 10.3%
Mobile Connections: 68.2%
Most Used SNS: Facebook
Global Soft Power: Not Available
Gender Inequality: 167th

Bangladesh

PD Spending FY22: \$1,807,089
DP (.7) FY22: \$1,776,424



65th Global PD Spending Rank FY22 +1.73% Change in PD Spending from FY21

Demographics & Literacy

Geographical Area (sq. km.): 148,460
Population: 171,186,372
Below 24 yrs. old: 45%
Refugee population: 950,972
Urban population: 40.5%
GDP/Capita: \$4,800 (2020 est.)
Unemployment: 5.1%
Below Poverty Line: 24.3% (2016 est.)
Literacy Rate: 74.9%
Avg. Years of Education:
12 (2020) (M), 13 (2020) (F)

Social & Media Indicators

Inclusive Internet Index: 64th
Social Progress Index: 119th
Corruption Perception Index: 147th
Economic Freedom Index: 137th (Mostly Unfree)
Media Freedom Index: 162nd
Internet Penetration: 31.5%
Social Media Penetration: 29.7%
Mobile Connections: 106.8%
Most Used SNS: Facebook
Global Soft Power: 97th
Gender Inequality: 131st

India

PD Spending FY22: \$8,013,600
DP (.7) FY22: \$7,698,100



7th Global PD Spending Rank FY22 +1.01% Change in PD Spending from FY21

Demographics & Literacy

Geographical Area (sq. km.): 3,287,263
Population: 1,417,173,173
Below 24 yrs. old: 43.8%
Refugee population: 195,154
Urban population: 36.4%
GDP/Capita: \$6,100 (2020 est.)
Unemployment: 7.7%
Below Poverty Line: 21.9% (2011 est.)
Literacy Rate: 74.4%
Avg. Years of Education:
12 (2020) (M), 12 (2020) (F)

Social & Media Indicators

Inclusive Internet Index: 50th
Social Progress Index: 110th
Corruption Perception Index: 85th
Economic Freedom Index: 131st (Mostly Unfree)
Media Freedom Index: 150th
Internet Penetration: 47%
Social Media Penetration: 33.4%
Mobile Connections: 81.3%
Most Used SNS: YouTube
Global Soft Power: 28th
Gender Inequality: 122nd

Kazakhstan

PD Spending FY22: \$3,346,361
DP (.7) FY22: \$1,759,951



32nd Global PD Spending Rank FY22 -20.17% Change in PD Spending from FY21

Demographics & Literacy

Geographical Area (sq. km.): 2,724,900
Population: 19,397,998
Below 24 yrs. old: 39.1%
Refugee population: Not Available
Urban population: 58.2%
GDP/Capita: \$25,300 (2020 est.)
Unemployment: 5.2%
Below Poverty Line: 4.3% (2018 est.)
Literacy Rate: 99.8%
Avg. Years of Education:
15 (2020) (M), 16 (2020) (F)

Social & Media Indicators

Inclusive Internet Index: 51st
Social Progress Index: 65th
Corruption Perception Index: 101st
Economic Freedom Index: 64th (Moderately Free)
Media Freedom Index: 122nd
Internet Penetration: 85.9%
Social Media Penetration: 72.3%
Mobile Connections: 127.9%
Most Used SNS: Instagram
Global Soft Power: 79th
Gender Inequality: 41st

Kyrgyzstan

PD Spending FY22: \$2,371,051
DP (.7) FY22: \$1,246,051



44th Global PD Spending Rank FY22 -34.76% Change in PD Spending from FY21

Demographics & Literacy

Geographical Area (sq. km.): 199,951
Population: 6,630,623
Below 24 yrs. old: 46.1%
Refugee population: Not Available
Urban population: 37.8%
GDP/Capita: \$4,700 (2020 est.)
Unemployment: 5%
Below Poverty Line: 20.1% (2019 est.)
Literacy Rate: 99.6%
Avg. Years of Education:
13 (2021) (M), 14 (2021) (F)

Social & Media Indicators

Inclusive Internet Index: Not Available
Social Progress Index: 83rd
Corruption Perception Index: 140th
Economic Freedom Index: 116th (Mostly Unfree)
Media Freedom Index: 72nd
Internet Penetration: 51.1%
Social Media Penetration: 53.9%
Mobile Connections: 158.8%
Most Used SNS: Instagram
Global Soft Power: Not Available
Gender Inequality: 87th

Nepal

PD Spending FY22: \$1,231,025
DP (.7) FY22: \$1,016,025



89th Global PD Spending Rank FY22 +25.96% Change in PD Spending from FY21

Demographics & Literacy

Geographical Area (sq. km.): 147,181
Population: 30,547,580
Below 24 yrs. old: 49.3%
Refugee population: 18,905
Urban population: 21.9%
GDP/Capita: \$3,800 (2020 est.)
Unemployment: 12.2%
Below Poverty Line: 25.2% (2011 est.)
Literacy Rate: 67.9%
Avg. Years of Education:
13 (2020) (M), 13 (2020) (F)

Social & Media Indicators

Inclusive Internet Index: Not Available
Social Progress Index: 111th
Corruption Perception Index: 110th
Economic Freedom Index: 148th (Repressed)
Media Freedom Index: 76th
Internet Penetration: 38.4%
Social Media Penetration: 45.7%
Mobile Connections: 135.5%
Most Used SNS: Facebook
Global Soft Power: 91st
Gender Inequality: 113th

Pakistan



PD Spending FY22: \$27,586,000
DP (.7) FY22: \$17,586,000

1st Global PD Spending Rank FY22 -4.34% Change in PD Spending from FY21

Demographics & Literacy

Geographical Area (sq. km.): 796,095
Population: 235,824,862
Below 24 yrs. old: 55.3%
Refugee population: 0
Urban population: 38%
GDP/Capita: \$4,600 (2020 est.)
Unemployment: 6.3%
Below Poverty Line: 24.3% (2015 est.)
Literacy Rate: 58%
Avg. Years of Education:
9 (2019) (M), 8 (2019) (F)

Social & Media Indicators

Inclusive Internet Index: 79th
Social Progress Index: 139th
Corruption Perception Index: 140th
Economic Freedom Index: 153rd (Repressed)
Media Freedom Index: 157th
Internet Penetration: 36.5%
Social Media Penetration: 31.5%
Mobile Connections: 82.2%
Most Used SNS: YouTube
Global Soft Power: 84th
Gender Inequality: 135th

Sri Lanka

Post also oversees programs in the Maldives.



PD Spending FY22: \$1,029,892
DP (.7) FY22: \$947,700

109th Global PD Spending Rank FY22 +9.95% Change in PD Spending from FY21

Demographics & Literacy

Geographical Area (sq. km.): 65,610
Population: 21,832,143
Below 24 yrs. old: 37.69%
Refugee population: Not Available
Urban population: 19.2%
GDP/Capita: \$12,500 (2020 est.)
Unemployment: 5%
Below Poverty Line: 4.1% (2016 est.)
Literacy Rate: 92.3%
Avg. Years of Education:
14 (2018) (M), 14 (2018) (F)

Social & Media Indicators

Inclusive Internet Index: 59th
Social Progress Index: 74th
Corruption Perception Index: 101st
Economic Freedom Index: 132nd (Mostly Unfree)
Media Freedom Index: 146th
Internet Penetration: 52.6%
Social Media Penetration: 38.1%
Mobile Connections: 149%
Most Used SNS: Facebook
Global Soft Power: 115th
Gender Inequality: 92nd

Tajikistan



PD Spending FY22: \$2,904,961
DP (.7) FY22: \$1,219,961

38th Global PD Spending Rank FY22 -27.77% Change in PD Spending from FY21

Demographics & Literacy

Geographical Area (sq. km.): 144,100
Population: 9,952,787
Below 24 yrs. old: 49.6%
Refugee population: 6,775
Urban population: 28.2%
GDP/Capita: \$3,700 (2020 est.)
Unemployment: 7.7%
Below Poverty Line: 26.3% (2019 est.)
Literacy Rate: 99.8%
Avg. Years of Education:
12 (2013) (M), 11 (2013) (F)

Social & Media Indicators

Inclusive Internet Index: Not Available
Social Progress Index: 120th
Corruption Perception Index: 150th
Economic Freedom Index: 147th (Repressed)
Media Freedom Index: 152nd
Internet Penetration: 40.1%
Social Media Penetration: 14.5%
Mobile Connections: 105.9%
Most Used SNS: Instagram
Global Soft Power: Not Available
Gender Inequality: 68th

Turkmenistan



PD Spending FY22: \$1,989,734
DP (.7) FY22: \$853,914

57th Global PD Spending Rank FY22 -15.30% Change in PD Spending from FY21

Demographics & Literacy

Geographical Area (sq. km.): 488,100
Population: 6,430,770
Below 24 yrs. old: 41.9%
Refugee population: Not Available
Urban population: 54%
GDP/Capita: \$15,500 (2019 est.)
Unemployment: 4.8%
Below Poverty Line: 0.2% (2012 est.)
Literacy Rate: 99.7%
Avg. Years of Education:
13 (2020) (M), 13 (2020) (F)

Social & Media Indicators

Inclusive Internet Index: Not Available
Social Progress Index: 118th
Corruption Perception Index: 167th
Economic Freedom Index: 165th (Repressed)
Media Freedom Index: 177th
Internet Penetration: 38.1%
Social Media Penetration: 5.5%
Mobile Connections: 79.9%
Most Used SNS: Instagram
Global Soft Power: 88th
Gender Inequality: 43rd

Uzbekistan



PD Spending FY22: \$7,055,421
DP (.7) FY22: \$1,145,421

9th Global PD Spending Rank FY22 +21.76% Change in PD Spending from FY21

Demographics & Literacy

Geographical Area (sq. km.): 447,400
Population: 34,627,652
Below 24 yrs. old: 39.8%
Refugee population: Not Available
Urban population: 50.5%
GDP/Capita: \$7,000 (2020 est.)
Unemployment: 6%
Below Poverty Line: 14.1% (2013 est.)
Literacy Rate: 100%
Avg. Years of Education:
12 (2021) (M), 12 (2021) (F)

Social & Media Indicators

Inclusive Internet Index: 61st
Social Progress Index: 91st
Corruption Perception Index: 126th
Economic Freedom Index: 117th (Mostly Unfree)
Media Freedom Index: 133rd
Internet Penetration: 70.4%
Social Media Penetration: 18.3%
Mobile Connections: 86.6%
Most Used SNS: Instagram
Global Soft Power: 101st
Gender Inequality: 56th



U.S PUBLIC DIPLOMACY IN THE WESTERN HEMISPHERE



Haitian journalists arrive at the Department of State for training.

BUREAU OF WESTERN HEMISPHERE AFFAIRS (WHA)

	FY 2019 Actual	FY 2020 Actual	FY 2021 Actual	FY 2022 Actual	FY 2023 Planned
D&CP	\$50.11 million	\$42.51 million	\$44.50 million	\$45.02 million	\$41.51 million
American Salaries	\$21.17 million	\$19.64 million	\$21.02 million	\$22.05 million	\$23.4 million
Supplemental	\$6.73 million	\$2.21 million	\$4.06 million	\$4.57 million	\$4.17 million
BBG/USAGM	\$24.28 million	\$24.10 million	\$22.41 million	\$15.52 million	\$16.31 million
Total	\$102.29 million	\$88.46 million	\$91.99 million	\$87.16 million	\$85.39 million

Strategic Overview

The Bureau of Western Hemisphere Affairs (WHA) and U.S. diplomatic missions across the Americas engage with governments, people, and institutions to expand inclusive prosperity, democracy, security, and climate-resilience, issues that advance U.S. interests in the region. Public diplomacy practitioners aim to build and activate networks of individuals, organizations, and states who share and advance democratic values and support U.S. policies; foster open and resilient information environments where democracies can thrive; share accurate information about U.S. policy and values; and modernize public diplomacy capabilities to remain competitive.

Diaspora communities in the United States continue to play an influential role in the economic, political, educational, and cultural trajectory of the region. Public diplomacy and information engagement uses connectivity to reach wider audiences across the region. U.S. diplomatic missions leverage professional and student exchanges to maintain a strong collaborative dialogue with host country partners and audiences. Public diplomacy activities also mitigate negative perceptions and counter propaganda and disinformation online and beyond.

The Office of Public Diplomacy and Public Affairs in WHA (WHA/PDA) in Washington supports 114 American and 446 locally employed staff at 28 embassies and 22 consulates, in 28 countries throughout the Western Hemisphere, and at the Florida Regional Center in Miami. Budgets for WHA PD programs and staff, as well as the allocation of Educational and Cultural Affairs and other public diplomacy resources, remain constrained. The challenges of these fiscal constraints, combined with the long-term impacts of the global pandemic, require public diplomacy teams to implement innovative and effective hybrid forms of engagement.

U.S. Foreign Policy Goals

WHA's U.S. foreign policy priorities are nested in the Interim National Security Strategic Guidance issued in October 2022 and the State/USAID Joint Regional Strategy for FY 2022-2026. The principal goal of U.S. engagement with the Western Hemisphere is to promote an inclusive, prosperous, secure, democratic, and greener hemisphere that the United States can partner with to advance shared global and regional interests.

U.S. diplomatic missions throughout the region seek to achieve an inclusive, sustainable vision for economic opportunity and prosperity. WHA advances the U.S. trade agenda, fosters shared economic prosperity and resilience, expands access to economic opportunities,

and promotes transparent business practices and good governance to eliminate corruption. The bureau prioritizes investments in education, stimulates economic growth, and fosters entrepreneurship and innovation. Tackling the climate crisis is also essential to build a greener and more prosperous hemisphere. The United States is partnering with others in the region to mitigate and adapt to climate change, mobilizing resources that promote conservation, clean energy infrastructure and investment, and climate-smart economic development.

Maintaining a secure hemisphere remains one of the top priorities within WHA. Diplomatic missions work with partners to reduce irregular migration and disrupt the transnational criminal networks and trafficking routes that harm the hemisphere's citizens, undermine governance, and impact investments in climate. This creates more secure communities for citizens in partner nations, and safe countries where people want to stay to build a better future.

The United States supports transparent, inclusive democracies that are accountable to their people. This includes free, fair, timely, and transparent elections across the hemisphere, strong democratic institutions, and the rule of law. Diplomatic missions in WHA promote effective democratic governance, defend human rights, combat corruption, and counter external interference or coercion, including from the People's Republic of China and Russia.

The U.S. government opposes practices that threaten press freedom, including censorship, closures of media outlets, civil society organizations, and threats to journalists. WHA champions the Inter-American Charter, working through exchanges and with regional institutions like the Organization of American States (OAS), the Caribbean Community (CARICOM) and alongside leaders throughout the hemisphere to support the aspirations of the people.

Disinformation and propaganda undermine efforts to maintain a secure, democratic, and economically prosperous hemisphere. WHA collaborates with partners in the region to counter propaganda and disinformation, particularly where they are used as tools of subversive foreign interference by state actors and their surrogates. Diplomatic missions work to empower partner governments, civil society organizations, journalists, and the public to detect and counter disinformation and external influence operations.

In the Western Hemisphere, Afro-Latinos and Indigenous communities experience high levels of marginalization in access to quality education, formal economic sector participation, political participation, access to the justice system and environmental justice, and health disparities. Promoting social inclusion and respect for universal human rights is both an enduring national interest and a

bureau regional priority. Public diplomacy activities in WHA advance racial and gender equity and promote social inclusion, especially for members of marginalized communities.

U.S. Public Diplomacy Program Objectives

WHA's public diplomacy efforts focus on leveraging strategic communications and programming to advance U.S. national security priorities to support a democratic, prosperous, secure, green, and inclusive hemisphere. This hemispheric vision includes a democratic future for all citizens, protecting human rights, fostering economic prosperity, ensuring clean and secure energy sources, and promoting diversity, equity, social inclusion, and accessibility. The objective is to engage diverse audiences, including publics, institutions, organizations, and businesses to advance U.S. policies, positions, and values.

WHA posts use messaging, programs, exchanges, and media literacy training to strengthen rule of law and improve democratic ideals and values throughout the hemisphere. In countries like Cuba and Venezuela, public diplomacy engagement focuses on increasing awareness of human rights, U.S. policy that supports the people and diminishes funding streams to the regimes, building people-to-people relationships that empower individuals and communities through education and entrepreneurship, and improving access to information. (Operations at the U.S. Embassy in Caracas have remained suspended since March 2019 owing to deteriorating economic and political conditions in Venezuela. PD programming in-country continues with officers at the Venezuela Affairs Unit in Bogotá providing oversight for ongoing PD activities.)

WHA PD programs promote equitable economic recovery across the hemisphere, which includes safer, stronger communities. The U.S. strategy to address the root causes of migration in northern Central America and the recently launched Americas Partnership for Economic Prosperity include commitments from the U.S. government, private sector companies, and other organizations. Multi-sectoral partnerships under these frameworks will remove barriers to women's full economic participation, strengthen women's access to quality employment, and address gender-based violence. Other WHA PD approaches to economic empowerment include intersectional programs that connect entrepreneurs – including youth, women, and minorities – with U.S. businesses, non-governmental organizations, and educational networks. WHA places access to education and English language training, along with support for entrepreneurship, through people-to-people exchanges at the core of economically focused Public Diplomacy in the Americas.

Maintaining a secure hemisphere remains a key priority. WHA public diplomacy messaging, programs, and exchanges address the underlying causes of illicit trafficking, transnational crime, gender-based violence, violent extremism, and the drivers of irregular migration. In El Salvador, Guatemala, and Honduras, PD programming has strengthened the institutions, communities, and networks that are critical to promoting prosperity and citizen security. GPA assists in the development of public outreach campaigns aimed at discouraging irregular migration, while WHA-supported exchange programs and journalist reporting tours provide participants with an in-depth understanding of the application of U.S. migration policies and promote collaboration and accurate information sharing throughout the region.

Countries in the Western Hemisphere are subject to state-sponsored disinformation campaigns that undermine democracy, but the

region lacks a mechanism for connecting host governments, media organizations, and civil society actors for the purpose of sharing information and best practices. To address this gap, WHA/PDA and the State Department's Global Engagement Center coordinate with embassies and partner governments to combat disinformation and to support complementary initiatives to build government and civil society organizations' capacity for detecting and countering disinformation.

U.S. policy makers and program managers must always consider those on the margins in order to advance security, democracy, and economic resilience. From 2022-2023, WHA put diversity, equity, inclusion, and accessibility ideals into practice through training and exchange programs, support for bilateral agreements and regional initiatives promoting equity, capacity building of education institutions, and diaspora engagement.

Representative Public Diplomacy Programs

College Horizons Outreach Program: Established in 2005 to promote social inclusion, education diplomacy, democracy, and economic prosperity, WHA's College Horizons Outreach Program (CHOP) has to date provided nearly 3,500 Afro-Latino and Indigenous students with two years of English teaching, mentoring, and academic advising to help them access higher education in the United States or their home country. In FY 2022, over 350 CHOP students participated in multi-city cohorts across five countries: Bolivia, Colombia, Ecuador, Nicaragua, and Peru. CHOP has provided unique opportunities for Afro-Latino and Indigenous students, who are often overlooked for language study and college preparatory programs. Almost 60 percent of CHOP students surveyed said the greatest benefit was learning English, followed by developing leadership skills – two of the essential tools for building prosperity. In Bolivia, one of the USG's Binational Center partners noted that the program's training has contributed to the first generation of an Afro-Bolivian middle class.

English Education and Binational Centers: Improving English language proficiency contributes to work force development, prosperity, and social inclusion. Building English capacity in the region also serves U.S. policy interests by opening markets and creating new business opportunities, as well as enhancing digital literacy and access to information to counter disinformation in countries where democracy is under siege. As part of the ECA American Spaces worldwide network, WHA's Binational Centers (BNCs) are vital platforms for delivering language training, cultural, and academic programming highlighting aspects of the United States. WHA's BNCs reached millions of people through in-person and virtual programming during FY 2022.

Binational Centers also promote study in and information about the United States and engage U.S. government alumni networks. The English Access Micro-Scholarship Program, with cohorts in 18 countries in WHA, also provides a foundation of English-language skills to bright underserved students, primarily aged 13 to 20, through after school classes and intensive sessions, equipping them with skills that open doors for educational and workforce opportunities. Numerous Virtual English Language Fellows and English Language Specialists also serve the region by teaching English at universities and training educators to enhance English teaching capacity throughout WHA. The Online Professional English Network (OPEN) provides online courses, webinars, and a community of practice for international English language teachers, professionals, and other English learners on an ongoing basis across the region.


In 2022, PAS Panama City worked with a Virtual English Language Fellow to promote citizen security and teach border security-related English to 30 members of Panama's National Migration Service (SNM). SNM officers require greater English fluency to properly communicate with undocumented individuals who migrate from the Caribbean through the Panama-Colombia border and help deter human trafficking.



YLAJ Fellows from across the Western Hemisphere at the Summit of the Americas in 2022.

Young Leaders of the Americas Initiative (YLAJ): The Department of State's flagship program to advance inclusive economic prosperity in the Western Hemisphere, YLAJ expands opportunities for emerging entrepreneurs and civil society leaders through an annual fellowship exchange program and an active digital network. Since the initiative's launch in 2015, 1,248 YLAJ Fellows from 37 countries have built connections with 900+ U.S. host businesses across 34 states. Program alumni and U.S. business hosts actively work across borders to expand connections between U.S. and regional organizations to spur entrepreneurship, trade, and job creation. The YLAJ Network, an open digital platform for entrepreneurship and leadership resources, now reaches nearly 57,000 young adults throughout the region with policy-focused campaigns.

In 2022, the YLAJ Goes Green campaign highlighted YLAJ alumna Bevon Charles and her company, Akata Farms, which uses climate-smart agriculture to build sustainable food systems in her home country of Grenada. Bevon went on to join a cohort of outstanding YLAJ Fellows who were part of a youth delegation to the Summit of the Americas in June 2022. The Fellows called the Summit "one of the most remarkable and transformative experiences of our leadership journey."



Logo for a company founded by a YLAJ participant from Grenada.

Youth Ambassadors: Since its 2002 launch as a single-country exchange in Brazil, the Youth Ambassadors program has brought outstanding underprivileged foreign high school students to the United States for three-week programs that include leadership development, English language study, homestays, and community service. After ECA began implementing the program in 2009, it was expanded to more than 30 countries across the Americas, including the United States. More than 400 high school students and adult mentors participate in the program annually. All Brazilian alumni of the Youth Ambassadors program have completed high school

and enrolled in university, compared to only 16 percent of their peers, and dozens have received full scholarships at prestigious U.S. universities. The program's popularity has led to spinoff programs across the region, including the Jóvenes en Acción (Youth in Action) program in Mexico. Through these programs, alumni from across the region continue to become community influencers with whom U.S. embassies and consulates collaborate to achieve strategic policy goals.

For example, program participant Valentina Quispe used her 2022 Youth Ambassadors experience to address the issue of teen pregnancies in her home country of Bolivia, which has one of the highest teen pregnancy rates in Latin America. Along with a team of more than 120 teenagers from eight countries, Valentina created Soy Warmi, an organization focused on promoting sex education and advancing the future of youth in vulnerable communities in Latin America. Since the organization's launch, they have reached more than 40,000 people and have received funding to provide leadership training so other Bolivian adolescents can create their own Soy Warmi organizations in their communities.



Logo for an organization founded by a Bolivian Youth Ambassador.

Post-Driven Public Diplomacy Programs: Posts throughout the region create programs that target audiences on critical priorities facing their country. For example, the security situation in Haiti poses continuous challenges, and the space for accurate and timely information on these issues remains constrained. To overcome this, Public Affairs Port-Au-Prince and Voice of America Creole facilitated a series of training for 12 Haitian journalists in Washington DC to develop their skills and learn about investigative journalism, social media and mobile reporting, security for reporters, journalistic ethics, and media outlet management in a challenging security environment.

In Jamaica, where youth have limited positive development opportunities, the Brand Ambassador program awarded three small grants to selected social media influencers to develop and lead programs that focused on STEM, youth, and education for the youth of Kingston. The Brand Ambassadors documented the experience of students in an afterschool robotics camp, a youth conference for young adults with sessions on life skills, and the impact of new technology in homework centers/libraries for students in need. The Brand Ambassador program resulted in increased social media followership, engagement of new target audiences, and a strong foundation for future iterations of social media influencer partnerships.

Posts also use small grants to both build relationships with key audiences and to support important policy objectives. Embassy Argentina funded a leading watchdog in the country to develop an online handbook on best practices for newsrooms across the country. Similarly, Embassy Belize funded MediaSmart, a program that successfully provided training in critical thinking and counter-disinformation techniques to teachers, school administrators, and over 500 students from four high schools across the country. Embassy Quito's "Journalism for the Conservation and Care of the Environment" enabled partner organizations to educate and support ninety journalists and digital communicators reporting on climate change, combatting disinformation, and raising awareness of environmental issues.

Overseas PD sections also work with underrepresented communities through alumni networks and grants. For example, a grant from Embassy San Jose supported a workshop for civil society leaders from rural communities working on climate change and environmental justice, including a panel of four established experts from the United States. Embassy Santiago supported an English

Access Microscholarship Program alumni project to teach English and U.S. culture to pre-school children from vulnerable immigrant families. In addition, other missions have partnered with local American Chambers of Commerce to support alumni skill building events or pitch competitions to encourage entrepreneurship and networking to improve access to capital.

SPOTLIGHT ON FUNDING AND RESOURCE GAPS: IMPACTS BY THE NUMBERS

The following examples of WHA funding and resource shortfalls directly impact U.S. priorities and goals in the Western Hemisphere:

Migration funding: The Bureau of Western Hemisphere Affairs responded to historic levels of irregular migration and forced displacement, with one-fifth of the world's 100 million forcibly displaced persons in the Western Hemisphere, in addition to voluntary irregular migration. The USG strategy to address the complex migration challenges in WHA must involve intensive coordination within the interagency community, as authorities and resources are scattered across the interagency, as well as comprehensive regional and global collaboration.

WHA and PD teams in the field are engaged in a consistent cadence of migration messaging to clarify ongoing U.S. border enforcement and deportations, counter migration mis/disinformation, encourage use of legal pathways, and promote ties to home communities by showcasing USG efforts to address the root causes of migration. WHA/PDA aims to continue this campaign, providing embassies with \$885,000 in FY 2022 migration funding for messaging and programs targeting the highest out-migration areas in the Western Hemisphere, backed by research and specialized messaging support from Washington, D.C. While \$885,000 in FY 2022 year-end funding was provided for migration messaging at field posts, there was no dedicated funding for a D.C.-based migration messaging campaign. In the absence of confirmed funding, WHA/PDA has been reliant on interim support from R to continue critical migration messaging campaigns, journalist reporting tools, and other PD programs.

Mission Bolivia seeks to counter efforts by China and other autocratic governments to exert unhelpful influence over Bolivia. Funding for Mission Bolivia public diplomacy initiatives has not kept pace with personnel expenditures, creating a \$255,000 funding gap that impedes the mission's ability to advance the Administration's priorities. Even with R/PPRs support to significantly close that gap via unfunded priority requests, funding still falls short by more than \$50,000. Without an increase in funding, post will be forced to discontinue grants and programs that have proven to strengthen shared values and relations with the Bolivian people.

The 100,000 Strong in the Americas (100K Strong) is the Department's signature hemisphere-wide initiative and public-private sector collaboration to expand higher education opportunities that drive inclusion and economic prosperity. From 2013-2023, under three different Administrations, the regional 100K Strong Initiative has championed the power of cross-sector partnerships to create innovative exchange and training programs for more than 8,000 participants that build the capacity of higher education institutions in 49 U.S. states and 25 other countries in the Western Hemisphere, leveraging over \$17 million (over 60% from non-USG sources) toward grants that support STEM, clean energy, agriculture, financial systems, climate action, social inclusion, among other policy priorities.

Over ten years (2013-2022), the USG contributions to the 100K Strong program have been matched on average by private, public, and academic sectors at \$1.80 for every USG dollar. However, 100K Strong lacks a dedicated budget line item. WHA/PDA has supported 100K Strong programming via a cooperative agreement with the implementing partner entity using a combination of year end budget reserves and contributions from the R Bureau. This funding uncertainty has impacted the evaluation and expansion of the 100K Strong initiative. Without consistent annual funding, WHA and posts will not be able to expand institutional partnerships between U.S. colleges/universities to increase access to inclusive education exchanges, training, and workforce development opportunities for students in the Americas.

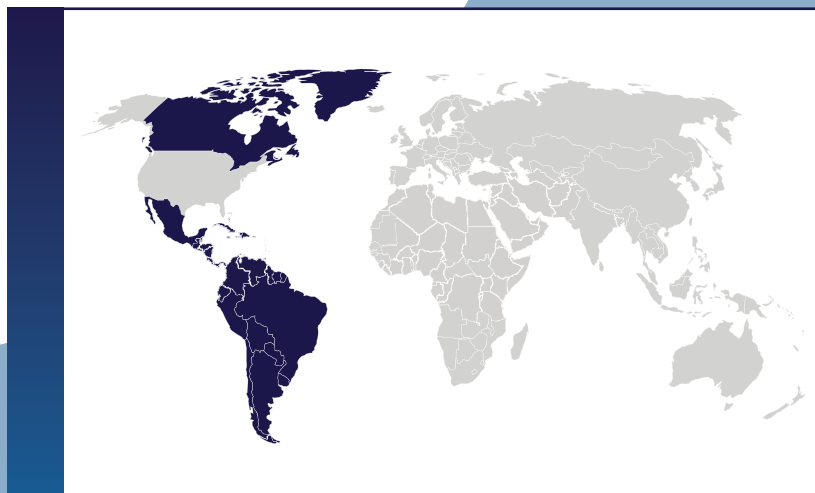
FY 2022 WHA PD SPENDING RANKED BY POST

		FY 2019		FY 2020		FY 2021		FY 2022	
	Country Name	DP (.7)	Supplemental	DP (.7)	Supplemental	DP (.7)	Supplemental	DP (.7)	Supplemental
1	Brazil	\$5.98 million	\$406,950	\$5.07 million	\$165,000	\$5.04 million	NA	\$5.45 million	\$457,592
2	Mexico	\$4.42 million	\$262,089	\$4.49 million	\$0	\$5.12 million	NA	\$4.32 million	\$1.26 million
3	Canada	\$2.60 million	\$251,757	\$2.70 million	\$0	\$3.03 million	NA	\$2.90 million	\$195,935
4	Peru	\$2.25 million	\$559,785	\$2.37 million	\$240,000	\$2.69 million	\$419,820	\$2.39 million	\$42,814
5	Venezuela	\$2.03 million	\$77,315	\$823,800	\$0	\$2.39 million	\$105,552	\$2.32 million	NA
6	Bolivia	\$1.86 million	\$147,510	\$1.97 million	\$109,306	\$2.21 million	\$71,575	\$2.30 million	\$7,780
7	Colombia	\$1.99 million	\$970,514	\$1.86 million	\$138,200	\$2.31 million	\$1.09 million	\$2 million	\$218,680
8	Argentina	\$3.30 million	\$373,594	\$2.01 million	\$0	\$2.24 million	NA	\$2.06 million	\$90,400
9	Ecuador	\$1.83 million	\$861,270	\$1.91 million	\$117,500	\$2.08 million	NA	\$2.06 million	\$6,060
10	Guatemala	\$1.11 million	\$242,014	\$1.23 million	\$415,000	\$1.45 million	\$152,340	\$1.37 million	\$655,590
11	Chile	\$1.68 million	\$138,819	\$1.60 million	\$183,760	\$1.85 million	NA	\$1.77 million	\$93,800
12	Honduras	\$794,800	\$169,690	\$837,100	\$21,304	\$927,800	NA	\$1.48 million	\$375,100
13	Uruguay	\$1.29 million	\$39,030	\$1.28 million	\$0	\$1.57 million	\$249,978	\$1.49 million	\$6,750
14	Panama	\$1.22 million	\$86,720	\$1.31 million	\$0	\$1.36 million	NA	\$1.36 million	\$7,710
15	El Salvador	\$946,600	\$411,052	\$1 million	\$616,219	\$1.05 million	NA	\$1.20 million	\$51,780
16	Costa Rica	\$1.06 million	\$76,647	\$1.14 million	\$0	\$1.11 million	NA	\$1.15 million	\$38,310
17	Haiti	\$1.47 million	\$214,748	\$862,500	\$0	\$1.14 million	NA	\$1.07 million	\$112,570
18	Dominican Republic	\$1.06 million	\$85,960	\$949,100	\$150,000	\$990,700	NA	\$1.13 million	\$7,140
19	Barbados & Eastern Caribbean	\$671,600	\$46,940	\$709,300	\$0	\$730,200	NA	\$865,991	\$120,962
20	Suriname	\$126,300	\$57,030	\$205,600	\$0	\$209,700	NA	\$567,139	\$350,920
21	Nicaragua	\$680,600	\$125,873	\$737,200	\$60,000	\$771,042	NA	\$818,761	\$5,870
22	Jamaica	\$924,500	\$7,132	\$805,600	\$0	\$689,900	NA	\$778,769	\$21,884

		FY 2019		FY 2020		FY 2021		FY 2022	
	Country Name	DP (.7)	Supplemental	DP (.7)	Supplemental	DP (.7)	Supplemental	DP (.7)	Supplemental
23	Paraguay	\$678,200	\$102,276	\$707,300	\$0	\$741,430	NA	\$783,619	\$6,640
24	Trinidad and Tobago	\$633,300	\$32,665	\$674,000	\$0	\$689,700	NA	\$653,069	\$32,862
25	Cuba	\$510,660	\$0	\$719,207	\$0	\$174,830	NA	\$509,369	\$15,460
26	Belize	\$103,800	\$33,411	\$108,700	\$0	\$110,800	NA	\$294,797	\$178,588
27	The Bahamas	\$243,200	\$4,200	\$425,300	\$0	\$821,966	\$478,166	\$356,769	\$9,906
28	Guyana	\$96,500	\$4,520	\$141,700	\$0	\$146,600	NA	\$154,769	\$1,990
29	Curacao	\$1,000	\$2,880	\$1,000	\$0	\$4,740	NA	\$4,685	NA

U.S. PUBLIC DIPLOMACY IN THE WESTERN HEMISPHERE

COUNTRY PROFILES



Argentina



PD Spending FY22: \$2,150,400
DP (.7) FY22: \$2,060,000

50th Global PD Spending Rank FY22 -4.00% Change in PD Spending from FY21

Demographics & Literacy

Geographical Area (sq. km.): 2,780,400
Population: 45,510,318
Below 24 yrs. old: 39.2%
Refugee population: 170,517
Urban population: 92.5%
GDP/Capita: \$19,700 (2020 est.)
Unemployment: 8.7%
Below Poverty Line: 35.5% (2019 est.)
Literacy Rate: 99%
Avg. Years of Education:
17 (2020) (M), 20 (2020) (F)

Social & Media Indicators

Inclusive Internet Index: 37th
Social Progress Index: 41st
Corruption Perception Index: 94th
Economic Freedom Index: 144th (Mostly Unfree)
Media Freedom Index: 29th
Internet Penetration: 83%
Social Media Penetration: 86.3%
Mobile Connections: 122.9%
Most Used SNS: YouTube
Global Soft Power: 42nd
Gender Inequality: 69th

The Bahamas



PD Spending FY22: \$366,675
DP (.7) FY22: \$356,769

160th Global PD Spending Rank FY22 -55.39% Change in PD Spending from FY21

Demographics & Literacy

Geographical Area (sq. km.): 13,880
Population: 409,984
Below 24 yrs. old: 36.6%
Refugee population: Not Available
Urban population: 83.6%
GDP/Capita: \$30,800 (2020 est.)
Unemployment: 11.7%
Below Poverty Line: 9.3% (2010 est.)
Literacy Rate: not available
Avg. Years of Education:
Not Available (M), Not Available (F)

Social & Media Indicators

Inclusive Internet Index: Not Available
Social Progress Index: Not Available
Corruption Perception Index: 30th
Economic Freedom Index: 38th (Moderately Free)
Media Freedom Index: Not Available
Internet Penetration: 85%
Social Media Penetration: 69.7%
Mobile Connections: 90.9%
Most Used SNS: Facebook
Global Soft Power: Not Available
Gender Inequality: 78th

Barbados

Post also oversees programs in the Eastern Caribbean.



PD Spending FY22: \$986,953
DP (.7) FY22: \$865,991

111th Global PD Spending Rank FY22 +35.16% Change in PD Spending from FY21

Demographics & Literacy

Geographical Area (sq. km.): 430
Population: 281,635
Below 24 yrs. old: 29.83%
Refugee population: Not Available
Urban population: 31.4%
GDP/Capita: \$12,900 (2020 est.)
Unemployment: 10%
Below Poverty Line: Not Available
Literacy Rate: 99.6%
Avg. Years of Education:
14 (2011) (M), 17 (2011) (F)

Social & Media Indicators

Inclusive Internet Index: Not Available
Social Progress Index: 40th
Corruption Perception Index: 29th
Economic Freedom Index: 28th (Mostly Free)
Media Freedom Index: Not Available
Internet Penetration: 81.8%
Social Media Penetration: 84.6%
Mobile Connections: 114%
Most Used SNS: Instagram
Global Soft Power: 80th
Gender Inequality: 64th

Belize



PD Spending FY22: \$473,385
DP (.7) FY22: \$294,797

152nd Global PD Spending Rank FY22 +327.24% Change in PD Spending from FY21

Demographics & Literacy

Geographical Area (sq. km.): 22,966
Population: 405,272
Below 24 yrs. old: 51.6%
Refugee population: Not Available
Urban population: 46.6%
GDP/Capita: \$6,100 (2020 est.)
Unemployment: 10.3%
Below Poverty Line: 41% (2013 est.)
Literacy Rate: Not Available
Avg. Years of Education:
12 (2021) (M), 13 (2021) (F)

Social & Media Indicators

Inclusive Internet Index: Not Available
Social Progress Index: Not Available
Corruption Perception Index: Not Available
Economic Freedom Index: 109th (Mostly Unfree)
Media Freedom Index: 47th
Internet Penetration: 47.1%
Social Media Penetration: 69.6%
Mobile Connections: 94.7%
Most Used SNS: Facebook
Global Soft Power: Not Available
Gender Inequality: 86th

Bolivia



PD Spending FY22: \$2,307,780
DP (.7) FY22: \$2,300,000

47th Global PD Spending Rank FY22 +4.42% Change in PD Spending from FY21

Demographics & Literacy

Geographical Area (sq. km.): 1,098,581
Population: 12,224,110
Below 24 yrs. old: 49.6%
Refugee population: 12,400
Urban population: 71.2%
GDP/Capita: \$7,900 (2020 est.)
Unemployment: 5.1%
Below Poverty Line: 37.2% (2019 est.)
Literacy Rate: 92.5%
Avg. Years of Education:
Not Available (M), Not Available (F)

Social & Media Indicators

Inclusive Internet Index: Not Available
Social Progress Index: 85th
Corruption Perception Index: 126th
Economic Freedom Index: 169th (Repressed)
Media Freedom Index: 126th
Internet Penetration: 55.1%
Social Media Penetration: 70.9%
Mobile Connections: 112.1%
Most Used SNS: Facebook
Global Soft Power: 82nd
Gender Inequality: 99th

Brazil



PD Spending FY22: \$5,907,592
DP (.7) FY22: \$5,450,000

11th Global PD Spending Rank FY22 +17.21% Change in PD Spending from FY21

Demographics & Literacy

Geographical Area (sq. km.): 8,515,770
Population: 215,313,498
Below 24 yrs. old: 37.2%
Refugee population: 261,441
Urban population: 87.8%
GDP/Capita: \$14,100 (2020 est.)
Unemployment: 13.3%
Below Poverty Line: 4.2% (2016 est.)
Literacy Rate: 93.2%
Avg. Years of Education:
15 (2020) (M), 16 (2020) (F)

Social & Media Indicators

Inclusive Internet Index: 23rd
Social Progress Index: 62nd
Corruption Perception Index: 94th
Economic Freedom Index: 133rd (Mostly Unfree)
Media Freedom Index: 110th
Internet Penetration: 77%
Social Media Penetration: 79.9%
Mobile Connections: 105th
Most Used SNS: YouTube
Global Soft Power: 31st
Gender Inequality: 94th

Canada



PD Spending FY22: \$3,095,935
DP (.7) FY22: \$2,900,000

36th Global PD Spending Rank FY22 +2.18% Change in PD Spending from FY21

Demographics & Literacy

Geographical Area (sq. km.): 9,984,670
Population: 38,454,327
Below 24 yrs. old: 27.1%
Refugee population: 65,735
Urban population: 81.9%
GDP/Capita: \$45,900 (2020 est.)
Unemployment: 8%
Below Poverty Line: 9.4% (2008 est.)
Literacy Rate: Not Available
Avg. Years of Education:
16 (2020) (M), 17 (2020) (F)

Social & Media Indicators

Inclusive Internet Index: 12th
Social Progress Index: 10th
Corruption Perception Index: 14th
Economic Freedom Index: 15th (Mostly Free)
Media Freedom Index: 19th
Internet Penetration: 96.5%
Social Media Penetration: 87.1%
Mobile Connections: 102%
Most Used SNS: YouTube
Global Soft Power: 7th
Gender Inequality: 17th

Chile



PD Spending FY22: \$1,863,800
DP (.7) FY22: \$1,770,000

60th Global PD Spending Rank FY22 +0.75% Change in PD Spending from FY21

Demographics & Literacy

Geographical Area (sq. km.): 756,102
Population: 19,603,733
Below 24 yrs. old: 33.6%
Refugee population: 448,138
Urban population: 88%
GDP/Capita: \$23,300 (2020 est.)
Unemployment: 9.4%
Below Poverty Line: 8.6% (2017 est.)
Literacy Rate: 96.4%
Avg. Years of Education:
16 (2020) (M), 17 (2020) (F)

Social & Media Indicators

Inclusive Internet Index: 17th
Social Progress Index: 36th
Corruption Perception Index: 27th
Economic Freedom Index: 20th (Mostly Free)
Media Freedom Index: 82nd
Internet Penetration: 92%
Social Media Penetration: 92.8%
Mobile Connections: 136.9%
Most Used SNS: YouTube
Global Soft Power: 54th
Gender Inequality: 47th

Colombia



PD Spending FY22: \$2,218,680
DP (.7) FY22: \$2,000,000

49th Global PD Spending Rank FY22 -3.95% Change in PD Spending from FY21

Demographics & Literacy

Geographical Area (sq. km.): 1,138,910
Population: 51,874,024
Below 24 yrs. old: 39.7%
Refugee population: 1,842,390
Urban population: 82.4%
GDP/Capita: \$13,400 (2020 est.)
Unemployment: 13.9%
Below Poverty Line: 35.7% (2019 est.)
Literacy Rate: 95.6%
Avg. Years of Education:
14 (2020) (M), 15 (2020) (F)

Social & Media Indicators

Inclusive Internet Index: 48th
Social Progress Index: 70th
Corruption Perception Index: 91st
Economic Freedom Index: 60th (Moderately Free)
Media Freedom Index: 145th
Internet Penetration: 69.1%
Social Media Penetration: 81.3%
Mobile Connections: 127.9%
Most Used SNS: Facebook
Global Soft Power: 58th
Gender Inequality: 102nd

Costa Rica



PD Spending FY22: \$1,188,310
DP (.7) FY22: \$1,150,000

93rd Global PD Spending Rank FY22 +7.05% Change in PD Spending from FY21

Demographics & Literacy

Geographical Area (sq. km.): 51,100
Population: 5,180,829
Below 24 yrs. old: 37.3%
Refugee population: 29,906
Urban population: 82.6%
GDP/Capita: \$19,700 (2020 est.)
Unemployment: 15.1%
Below Poverty Line: 21% (2019 est.)
Literacy Rate: 97.9%
Avg. Years of Education:
16 (2019) (M), 17 (2019) (F)

Social & Media Indicators

Inclusive Internet Index: Not Available
Social Progress Index: 37th
Corruption Perception Index: 48th
Economic Freedom Index: 55th (Moderately Free)
Media Freedom Index: 8th
Internet Penetration: 81.6%
Social Media Penetration: 80.4%
Mobile Connections: 149.6%
Most Used SNS: YouTube
Global Soft Power: 72nd
Gender Inequality: 60th

Cuba



PD Spending FY22: \$524,829
DP (.7) FY22: \$509,369

147th Global PD Spending Rank FY22 +200.19% Change in PD Spending from FY21

Demographics & Literacy

Geographical Area (sq. km.): 110,860
Population: 11,212,191
Below 24 yrs. old: 28.2%
Refugee population: Not Available
Urban population: 77.5%
GDP/Capita: \$12,300 (2016 est.)
Unemployment: 1.5%
Below Poverty Line: Not Available
Literacy Rate: 99.8%
Avg. Years of Education:
13 (2021) (M), 15 (2021) (F)

Social & Media Indicators

Inclusive Internet Index: 83rd
Social Progress Index: Not Available
Corruption Perception Index: 65th
Economic Freedom Index: 175th (Repressed)
Media Freedom Index: 173rd
Internet Penetration: 68%
Social Media Penetration: 59.6%
Mobile Connections: 57%
Most Used SNS: Not Available
Global Soft Power: 66th
Gender Inequality: 73rd

Dominican Republic



PD Spending FY22: \$1,137,140
DP (.7) FY22: \$1,130,000

100th Global PD Spending Rank FY22 +14.78% Change in PD Spending from FY21

Demographics & Literacy

Geographical Area (sq. km.): 48,670
Population: 11,228,821
Below 24 yrs. old: 45%
Refugee population: 115,283
Urban population: 84.4%
GDP/Capita: \$17,000 (2020 est.)
Unemployment: 7.7%
Below Poverty Line: 21% (2019 est.)
Literacy Rate: 93.8%
Avg. Years of Education:
13 (2017) (M), 15 (2017) (F)

Social & Media Indicators

Inclusive Internet Index: 55th
Social Progress Index: 73rd
Corruption Perception Index: 123rd
Economic Freedom Index: 71st (Moderately Free)
Media Freedom Index: 30th
Internet Penetration: 79.8%
Social Media Penetration: 69.1%
Mobile Connections: 82.6%
Most Used SNS: YouTube
Global Soft Power: 81st
Gender Inequality: 106th

Ecuador



PD Spending FY22: \$2,066,060
DP (.7) FY22: \$2,060,000

55th Global PD Spending Rank FY22 -0.67% Change in PD Spending from FY21

Demographics & Literacy

Geographical Area (sq. km.): 283,561
Population: 18,001,000
Below 24 yrs. old: 43.6%
Refugee population: 579,754
Urban population: 64.8%
GDP/Capita: \$10,300 (2020 est.)
Unemployment: 4.5%
Below Poverty Line: 25% (2019 est.)
Literacy Rate: 93.6%
Avg. Years of Education:
14 (2020) (M), 15 (2020) (F)

Social & Media Indicators

Inclusive Internet Index: Not Available
Social Progress Index: 60th
Corruption Perception Index: 101st
Economic Freedom Index: 126th (Mostly Unfree)
Media Freedom Index: 68th
Internet Penetration: 75.6%
Social Media Penetration: 81.1%
Mobile Connections: 88.4%
Most Used SNS: Facebook
Global Soft Power: 90th
Gender Inequality: 85th

El Salvador



PD Spending FY22: \$1,251,780
DP (.7) FY22: \$1,200,000

87th Global PD Spending Rank FY22 +19.22% Change in PD Spending from FY21

Demographics & Literacy

Geographical Area (sq. km.): 21,041
Population: 6,336,392
Below 24 yrs. old: 44.7%
Refugee population: Not Available
Urban population: 75.4%
GDP/Capita: \$8,100 (2020 est.)
Unemployment: 4.3%
Below Poverty Line: 22.8% (2019 est.)
Literacy Rate: 89.1%
Avg. Years of Education:
12 (2018) (M), 12 (2018) (F)

Social & Media Indicators

Inclusive Internet Index: 72nd
Social Progress Index: 99th
Corruption Perception Index: 116th
Economic Freedom Index: 90th (Mostly Unfree)
Media Freedom Index: 112th
Internet Penetration: 50.5%
Social Media Penetration: 70.4%
Mobile Connections: 149.5%
Most Used SNS: Facebook
Global Soft Power: Not Available
Gender Inequality: 88%

Guatemala



PD Spending FY22: \$2,025,590
DP (.7) FY22: \$1,370,000

56th Global PD Spending Rank FY22 +39.70% Change in PD Spending from FY21

Demographics & Literacy

Geographical Area (sq. km.): 108,889
Population: 17,843,908
Below 24 yrs. old: 53.4%
Refugee population: Not Available
Urban population: 53.1%
GDP/Capita: \$8,400 (2020 est.)
Unemployment: 2.9%
Below Poverty Line: 59.3% (2014 est.)
Literacy Rate: 80.8%
Avg. Years of Education:
11 (2019) (M), 10 (2019) (F)

Social & Media Indicators

Inclusive Internet Index: 68th
Social Progress Index: 109th
Corruption Perception Index: 150th
Economic Freedom Index: 69th (Moderately Free)
Media Freedom Index: 124th
Internet Penetration: 65%
Social Media Penetration: 51.9%
Mobile Connections: 110%
Most Used SNS: Facebook
Global Soft Power: 120th
Gender Inequality: 121st

Guyana



PD Spending FY22: \$156,759
DP (.7) FY22: \$154,769

172nd Global PD Spending Rank FY22 +6.93% Change in PD Spending from FY21

Demographics & Literacy

Geographical Area (sq. km.): 214,969
Population: 808,726
Below 24 yrs. old: 45.1%
Refugee population: 24,500
Urban population: 27.2%
GDP/Capita: \$18,700 (2020 est.)
Unemployment: 14.9%
Below Poverty Line: 35% (2006 est.)
Literacy Rate: 88.5%
Avg. Years of Education:
11 (2012) (M), 12 (2012) (F)

Social & Media Indicators

Inclusive Internet Index: Not Available
Social Progress Index: 96th
Corruption Perception Index: 85th
Economic Freedom Index: 91st (Mostly Unfree)
Media Freedom Index: 34th
Internet Penetration: 42.6%
Social Media Penetration: 67.1%
Mobile Connections: 84.7%
Most Used SNS: Facebook
Global Soft Power: Not Available
Gender Inequality: 114th

Haiti



PD Spending FY22: \$1,182,570
DP (.7) FY22: \$1,070,000

96th Global PD Spending Rank FY22 +3.73% Change in PD Spending from FY21

Demographics & Literacy

Geographical Area (sq. km.): 27,750
Population: 11,584,996
Below 24 yrs. old: 51.9%
Refugee population: Not Available
Urban population: 59.7%
GDP/Capita: \$2,800 (2020 est.)
Unemployment: 15%
Below Poverty Line: 58.5% (2012 est.)
Literacy Rate: 61.7%
Avg. Years of Education:
Not Available (M), Not Available (F)

Social & Media Indicators

Inclusive Internet Index: Not Available
Social Progress Index: 157th
Corruption Perception Index: 171st
Economic Freedom Index: 145th (Mostly Unfree)
Media Freedom Index: 70th
Internet Penetration: 41.4%
Social Media Penetration: 21.1%
Mobile Connections: 65.5%
Most Used SNS: Facebook
Global Soft Power: Not Available
Gender Inequality: 163rd

Honduras



PD Spending FY22: \$1,855,100
DP (.7) FY22: \$1,480,000

61st Global PD Spending Rank FY22 +99.95% Change in PD Spending from FY21

Demographics & Literacy

Geographical Area (sq. km.): 112,090
Population: 10,432,860
Below 24 yrs. old: 51.2%
Refugee population: Not Available
Urban population: 60.2%
GDP/Capita: \$5,100 (2020 est.)
Unemployment: 7.9%
Below Poverty Line: 48.3% (2018 est.)
Literacy Rate: 88.5%
Avg. Years of Education:
10 (2019) (M), 11 (2019) (F)

Social & Media Indicators

Inclusive Internet Index: 77th
Social Progress Index: 107th
Corruption Perception Index: 157th
Economic Freedom Index: 92nd (Mostly Unfree)
Media Freedom Index: 165th
Internet Penetration: 55.9%
Social Media Penetration: 50.3%
Mobile Connections: 75.1%
Most Used SNS: Facebook
Global Soft Power: 104th
Gender Inequality: 107th

Jamaica



PD Spending FY22: \$800,653
DP (.7) FY22: \$778,769

128th Global PD Spending Rank FY22 +16.05% Change in PD Spending from FY21

Demographics & Literacy

Geographical Area (sq. km.): 10,991
Population: 2,827,377
Below 24 yrs. old: 43.2%
Refugee population: Not Available
Urban population: 57.4%
GDP/Capita: \$8,700 (2020 est.)
Unemployment: 6%
Below Poverty Line: 17.1% (2016 est.)
Literacy Rate: 88.7%
Avg. Years of Education:
11 (2015) (M), 13 (2015) (F)

Social & Media Indicators

Inclusive Internet Index: 67th
Social Progress Index: 57th
Corruption Perception Index: 69th
Economic Freedom Index: 46th (Moderately Free)
Media Freedom Index: 12th
Internet Penetration: 68.2%
Social Media Penetration: 58.7%
Mobile Connections: 103.8%
Most Used SNS: Instagram
Global Soft Power: 99th
Gender Inequality: 80th

Mexico



PD Spending FY22: \$5,576,835
DP (.7) FY22: \$4,320,000

13th Global PD Spending Rank FY22 +8.92% Change in PD Spending from FY21

Demographics & Literacy

Geographical Area (sq. km.): 1,964,375
Population: 127,504,125
Below 24 yrs. old: 43.0%
Refugee population: 115,892
Urban population: 81.6%
GDP/Capita: \$17,900 (2020 est.)
Unemployment: 4.1%
Below Poverty Line: 41.9% (2018 est.)
Literacy Rate: 95.2%
Avg. Years of Education:
15 (2020) (M), 15 (2020) (F)

Social & Media Indicators

Inclusive Internet Index: 36th
Social Progress Index: 66th
Corruption Perception Index: 126th
Economic Freedom Index: 67th (Moderately Free)
Media Freedom Index: 127th
Internet Penetration: 74%
Social Media Penetration: 78.3%
Mobile Connections: 91.5%
Most Used SNS: Facebook
Global Soft Power: 44th
Gender Inequality: 75th

Nicaragua



PD Spending FY22: \$824,631
DP (.7) FY22: \$818,761

124th Global PD Spending Rank FY22 -0.77% Change in PD Spending from FY21

Demographics & Literacy

Geographical Area (sq. km.): 130,370
Population: 6,948,392
Below 24 yrs. old: 45.1%
Refugee population: Not Available
Urban population: 59.8%
GDP/Capita: \$5,300 (2020 est.)
Unemployment: 5.9%
Below Poverty Line: 24.9% (2016 est.)
Literacy Rate: 82.6%
Avg. Years of Education:
Not Available (M), Not Available (F)

Social & Media Indicators

Inclusive Internet Index: Not Available
Social Progress Index: 108th
Corruption Perception Index: 167th
Economic Freedom Index: 122nd (Mostly Unfree)
Media Freedom Index: 160th
Internet Penetration: 44.2%
Social Media Penetration: 56.4%
Mobile Connections: 121.7%
Most Used SNS: Facebook
Global Soft Power: Not Available
Gender Inequality: 102nd

Panama



PD Spending FY22: \$1,367,710
DP (.7) FY22: \$1,360,000

82nd Global PD Spending Rank FY22 +0.57% Change in PD Spending from FY21

Demographics & Literacy

Geographical Area (sq. km.): 75,420
Population: 4,408,581
Below 24 yrs. old: 42.2%
Refugee population: 80,021
Urban population: 69.5%
GDP/Capita: \$25,400 (2020 est.)
Unemployment: 10.3%
Below Poverty Line: 22.1% (2016 est.)
Literacy Rate: 95.7%
Avg. Years of Education:
12 (2016) (M), 13 (2016) (F)

Social & Media Indicators

Inclusive Internet Index: 54th
Social Progress Index: 56th
Corruption Perception Index: 101st
Economic Freedom Index: 56th (Moderately Free)
Media Freedom Index: 74th
Internet Penetration: 66.6%
Social Media Penetration: 78.2%
Mobile Connections: 119.5%
Most Used SNS: YouTube
Global Soft Power: 70th
Gender Inequality: 96th

Paraguay



PD Spending FY22: \$790,259
DP (.7) FY22: \$783,619

129th Global PD Spending Rank FY22 +6.59% Change in PD Spending from FY21

Demographics & Literacy

Geographical Area (sq. km.): 406,752
Population: 6,780,744
Below 24 yrs. old: 41.1%
Refugee population: 5,900
Urban population: 63.1%
GDP/Capita: \$12,300 (2020 est.)
Unemployment: 7.3%
Below Poverty Line: 23.5% (2019 est.)
Literacy Rate: 94.5%
Avg. Years of Education:
Not Available (M), Not Available (F)

Social & Media Indicators

Inclusive Internet Index: 56th
Social Progress Index: 76th
Corruption Perception Index: 137th
Economic Freedom Index: 72nd (Moderately Free)
Media Freedom Index: 96th
Internet Penetration: 74.5%
Social Media Penetration: 62.6%
Mobile Connections: 99.5%
Most Used SNS: Facebook
Global Soft Power: 75th
Gender Inequality: 111th

Peru



PD Spending FY22: \$2,432,814
DP (.7) FY22: \$2,390,000

43rd Global PD Spending Rank FY22 -9.56% Change in PD Spending from FY21

Demographics & Literacy

Geographical Area (sq. km.): 1,285,216
Population: 34,049,588
Below 24 yrs. old: 42.6%
Refugee population: 1,286,434
Urban population: 78.9%
GDP/Capita: \$11,300 (2020 est.)
Unemployment: 5.1%
Below Poverty Line: 20.2% (2019 est.)
Literacy Rate: 94.5%
Avg. Years of Education:
15 (2017) (M), 15 (2017) (F)

Social & Media Indicators

Inclusive Internet Index: 42nd
Social Progress Index: 67th
Corruption Perception Index: 101st
Economic Freedom Index: 51st (Moderately Free)
Media Freedom Index: 77th
Internet Penetration: 65.3%
Social Media Penetration: 83.3%
Mobile Connections: 114.6%
Most Used SNS: Facebook
Global Soft Power: 76th
Gender Inequality: 90th

Suriname



PD Spending FY22: \$918,059
DP (.7) FY22: \$567,139

115th Global PD Spending Rank FY22 +337.80% Change in PD Spending from FY21

Demographics & Literacy

Geographical Area (sq. km.): 163,820
Population: 618,040
Below 24 yrs. old: 40.6%
Refugee population: Not Available
Urban population: 66.4%
GDP/Capita: \$16,100 (2020 est.)
Unemployment: 9.1%
Below Poverty Line: 70% (2002 est.)
Literacy Rate: 94.4%
Avg. Years of Education:
Not Available (M), Not Available (F)

Social & Media Indicators

Inclusive Internet Index: Not Available
Social Progress Index: 64th
Corruption Perception Index: 85th
Economic Freedom Index: 156th (Repressed)
Media Freedom Index: 52nd
Internet Penetration: 61.6%
Social Media Penetration: 69.1%
Mobile Connections: 175.2%
Most Used SNS: Facebook
Global Soft Power: Not Available
Gender Inequality: 105th

Trinidad and Tobago



PD Spending FY22: \$685,931
DP (.7) FY22: \$653,069

133rd Global PD Spending Rank FY22 -0.55% Change in PD Spending from FY21

Demographics & Literacy

Geographical Area (sq. km.): 5,128
Population: 1,531,044
Below 24 yrs. old: 30.3%
Refugee population: 28,500
Urban population: 53.4%
GDP/Capita: \$23,700 (2020 est.)
Unemployment: 4.4%
Below Poverty Line: 20% (2014 est.)
Literacy Rate: 99%
Avg. Years of Education:
Not Available (M), Not Available (F)

Social & Media Indicators

Inclusive Internet Index: 63rd
Social Progress Index: 46th
Corruption Perception Index: 77th
Economic Freedom Index: 99th (Mostly Unfree)
Media Freedom Index: 25th
Internet Penetration: 77.3%
Social Media Penetration: 78.4%
Mobile Connections: 136.6%
Most Used SNS: Facebook
Global Soft Power: 118th
Gender Inequality: 81st

Uruguay



PD Spending FY22: \$1,496,750
DP (.7) FY22: \$1,490,000

79th Global PD Spending Rank FY22 -4.67% Change in PD Spending from FY21

Demographics & Literacy

Geographical Area (sq. km.): 176,215
Population: 3,422,794
Below 24 yrs. old: 34.7%
Refugee population: 19,000
Urban population: 95.8%
GDP/Capita: \$21,600 (2020 est.)
Unemployment: 9.3%
Below Poverty Line: 8.8% (2019 est.)
Literacy Rate: 98.8%
Avg. Years of Education:
17 (2019) (M), 20 (2019) (F)

Social & Media Indicators

Inclusive Internet Index: Not Available
Social Progress Index: 38th
Corruption Perception Index: 14th
Economic Freedom Index: 34th (Mostly Free)
Media Freedom Index: 44th
Internet Penetration: 83.4%
Social Media Penetration: 90.2%
Mobile Connections: 158%
Most Used SNS: YouTube
Global Soft Power: 63rd
Gender Inequality: 58th

Venezuela



PD Spending FY22: \$2,320,000
DP (.7) FY22: \$2,320,000

46th Global PD Spending Rank FY22 -2.93% Change in PD Spending from FY21

Demographics & Literacy

Geographical Area (sq. km.): 912,050
Population: 28,301,696
Below 24 yrs. old: 41.8%
Refugee population: 67,935
Urban population: 88.4%
GDP/Capita: \$7,704 (2018 est.)
Unemployment: 6%
Below Poverty Line: 33.1% (2015 est.)
Literacy Rate: 97.1%
Avg. Years of Education:
Not Available (M), Not Available (F)

Social & Media Indicators

Inclusive Internet Index: 70th
Social Progress Index: 114th
Corruption Perception Index: 177th
Economic Freedom Index: 176th (Repressed)
Media Freedom Index: 159th
Internet Penetration: 72%
Social Media Penetration: 53.3%
Mobile Connections: 76.5%
Most Used SNS: Facebook
Global Soft Power: 106th
Gender Inequality: 123rd



FUNCTIONAL BUREAU PUBLIC DIPLOMACY ACTIVITIES



Image from PRM's *Safe from the Start* Initiative video.

FUNCTIONAL BUREAU PUBLIC DIPLOMACY ACTIVITIES

Introduction to Functional Bureaus

The Department of State's organizational structure includes both regional and functional bureaus. The six regional bureaus and the Bureau of International Organizations report to the Under Secretary for Political Affairs and have primary responsibility for bilateral and multilateral relations with countries and organizations in their regions. More than 30 functional bureaus serve as the thematic lead on global issues such as human rights, counterterrorism, conflict resolution, energy, economic and trade relationships, refugees and migration, and the environment.

While the bureaus primarily responsible for public diplomacy activities in Washington (ECA, GPA, GEC, and R) are detailed in previous chapters, this section of the report showcases efforts undertaken by press and public diplomacy teams within a range of functional bureaus to ensure sustained and effective outreach and messaging on cross-cutting foreign policy initiatives. These activities are largely bureau funded and managed, but some offices also receive (DP.7) PD funds from the Under Secretary for Public Diplomacy and Public Affairs (R). Where available, budget data is provided.

BUREAU OF CONSULAR AFFAIRS (CA)

Strategic Overview

The Bureau of Consular Affairs (CA) represents the Department of State to millions of people across the United States and around the world. The highest priority of the Bureau of Consular Affairs is to protect the lives and serve the interests of U.S. citizens abroad. Services include support for births, adoptions, medical emergencies, deaths, arrests, and disasters. CA also issues millions of U.S. passports each year to American citizens and visas to qualified foreign national visitors, workers, and immigrants.

The CA Office of Public and Congressional Affairs (CA/P) leads strategic communications and outreach on consular matters. Working closely with other CA offices and Department bureaus, CA/P conducts a broad range of public engagement activities. CA/P uses traditional and social media, the travel.state.gov website, Congressional liaison, and stakeholder outreach to articulate consular policies and services to the American and international public. CA/P provides guidance and tools to U.S. embassies and consulates to assist with country-specific messaging to millions of visa applicants as well as U.S. citizens who reside and travel overseas.

CA/P includes a Congressional Affairs Unit, a Press Unit, an Executive Communications Unit, and an Outreach Unit, which handles external outreach, digital engagement, and coordination with U.S. local law enforcement on consular notification and access under the Vienna Convention on Consular Relations of 1963. When fully staffed, the office includes 14 Foreign Service Officers, eleven Civil Service employees, three re-employed annuitants, and four contractors. The bureau receives no Public Diplomacy (.7) program funds.

ADVOCACY

In 2022, CA/P's work focused on emerging from the COVID-19 pandemic and responding to Russia's further invasion of Ukraine – both globally significant events that had a profound impact on CA's customers and

services. After a year of operations limited by pandemic conditions in 2020 and 2021 – both at the bureau's domestic facilities and at embassies and consulates abroad – the bureau continued to prioritize reducing wait times and managing expectations among stakeholders for both passport and visa services, as well as raising public awareness of overseas consular services as post-pandemic travel increased.

CA/P also continued to conduct regular outreach to Congress as well as to external stakeholders in sectors such as travel and tourism, diaspora communities, and higher education to explain ongoing efforts and listen to public concerns.

CA's Press Unit led the Department's engagement with U.S. and international media on a wide range of other consular issues such as visa wait times, cases involving the death or detention of U.S. citizens abroad, U.S. visa policy, U.S. passport processing, advice on international travel, international parental child abduction, intercountry adoption, and assistance to U.S. citizens during other crises overseas. CA's Press Unit worked closely with U.S. government interagency counterparts on broader issues such as hostage affairs and visa and immigration policy.

SOCIAL MEDIA PLATFORMS AND MAJOR ACTIVITIES

CA maintains a strong presence on social media through its @TravelGov accounts on Twitter, Facebook, Instagram, and YouTube. CA/P's Outreach Unit publishes multiple pieces of content daily on CA's services, engages directly with the public in response to comments, and provides bureau leadership and offices with information and analysis on social media trends that touch on their equities. The core of the @TravelGov brand is "news you can use" - practical content to help U.S. citizens and visa seekers make informed decisions and better understand consular services.

@TravelGov also offers a credible source of vital information and a direct line for U.S. citizens to their government during a crisis overseas. For example, during the lead up to and during Russia's invasion of Ukraine in spring 2022, @TravelGov posted a regular stream of information advising U.S. citizens to leave the region and how to do so.

@TravelGov has more than 1.53 million followers across the four platforms. In 2022, @TravelGov tweets appeared 18.2 million times in Twitter users' feeds, Facebook posts reached more than 30.7 million users, and Instagram posts reached more than 451,000 users. In 2022, CA/P also began redeveloping an Instagram presence whose following increased by 28.9 percent in the past year.

REPRESENTATIVE PUBLIC DIPLOMACY PROGRAMS

Visa Wait Times: In 2022, CA/P led a multi-pronged effort to explain efforts to reduce first-time visitor visa interview wait times to Congressional and international and domestic audiences through briefings, virtual events, press interviews, and social media. CA/P also provided resources to U.S. embassies and consulates to help them communicate these efforts and the progress being made to their audiences, including multiple public engagement toolkits.

World Cup: CA/P took on the convening role for the Department on a communications campaign for the 2022 Men's FIFA World Cup in Doha, Qatar, helping U.S. citizen fans traveling to Doha to better understand the host country's cultural and legal environments. CA/P began publishing campaign content three months before the first match, worked with the

U.S. Embassy in Doha to create a dedicated World Cup webpage, and designed a shareable “contact card” for U.S. citizens traveling to Qatar with tips and emergency contact information. Additionally, CA/P reached out to soccer influencers, soccer journalists, commentators, and fan clubs, offering targeted interviews to soccer outlets and asking influencers to share the contact card information with fans and followers. The effort

resulted in positive, informative media coverage and retweets from some of the most followed accounts by U.S. soccer fans, including the U.S. Men’s National Team, major fan clubs, former players, Olympians, and sports reporters from some of the largest publications in the United States. In total, the World Cup social media campaign resulted in more than 1.5 million impressions.

SPOTLIGHT ON FUNDING AND RESOURCE GAPS: IMPACTS BY THE NUMBERS

Expanding the power of digital advertising: CA/P experimented with investing \$5,000 in Google ads encouraging U.S. citizens to check their passport expiration date in September 2022, when the Department celebrated Passport Month. These ads received 135 million views. In other words, for every dollar spent, 27,000 people received a “don’t be late, check your expiration date” message reminder. Regular inclusion of digital advertising funding for campaigns would allow CA/P to significantly expand its reach on major policy and process issues that directly impact public interests.

Enlisting influencers: Non-traditional voices in the digital space have increasingly large followings and growing influence with the traveling public. As the World Cup campaign demonstrated, influencers welcome direct contact from the U.S. government. However, to take these relationships further and spread more nuanced messages, influencers would benefit from additional access to “behind the scenes” consular processes and/or payment. Additional funding for influencer engagement and activities could produce a high return of investment and create lasting relationships with authentic voices and advocates for years to come.

BUREAU OF CONFLICT AND STABILIZATION OPERATIONS (CSO)

Strategic Overview

The Bureau of Conflict and Stabilization Operations (CSO) is charged with leading the formulation and implementation of U.S. conflict prevention and stabilization strategies, policies, and programs. It leads implementation of the Global Fragility Act (GFA) and its associated U.S. Strategy to Prevent Conflict and Promote Stability (SPCPS) by hosting an interagency secretariat. It also leads implementation of the Elie Wiesel Genocide and Atrocities Prevention Act and its related U.S. Strategy to Anticipate, Prevent, and Respond to Atrocities (SAPRA), serving as the secretariat for the U.S. government’s multi-agency Atrocity Prevention Task Force. The CSO-supported Conflict Observatory program represents the Department of State’s single largest investment in public geographic information systems and geospatial data analysis and provides holistic reporting across numerous conflict and crisis thematic areas. In addition, CSO hosts a Negotiations Support Unit (NSU) to assist U.S. diplomats and other officials in the resolution of intractable disputes.

CSO’s efforts to reduce fragility and foster peace globally directly support U.S. foreign policy objectives. Within CSO, the Office of Communications, Policy, and Partnerships (CPP) advances strategic priorities through focused messaging to foreign governments and audiences, Congress, policy experts at non-governmental organizations and think tanks, academia, and other partners. CSO’s targeted messaging and public affairs engagement reinforce key partnerships, support stabilization initiatives, and advance conflict prevention and atrocity prevention efforts through applied learning, training, and tools. The CPP team includes three Foreign Service officers, 10 Civil Service employees, a Department of

Defense detailee, a Presidential Management Fellow, and four contractors. CSO receives no Public Diplomacy (.7) program funds.

ADVOCACY

CSO’s domestic engagements with civil society and bipartisan organizations align with the mission of the Department of State’s Bureau of Global Public Affairs. To support messaging priorities for domestic engagements, CSO focuses on informing the American public of its role in advancing the U.S. national security interest through conflict prevention with secure, stable, and prosperous partners. CSO primarily addresses priorities such as advancing GFA and SPCPS implementation, coordinating U.S. government atrocity prevention efforts, using advanced data analytics in policy formulation, and supporting peace processes and complex political negotiations.

In 2022, CSO representatives participated in more than 80 in-person and virtual public speaking engagements. These events reached an audience of well over 2,500 individuals, including domestic and overseas civil society, multilateral organizations, university representatives, think tanks, and foreign government officials. In the same period, CSO held more than 55 briefings for members of Congress and their staffs, covering topics such as GFA implementation, global atrocity early warning and prevention efforts, the Conflict Observatory, the Instability Monitoring and Analysis Platform, the NSU, and CSO-supported programs in fragile and conflict-affected countries.

SOCIAL MEDIA PLATFORMS AND MAJOR ACTIVITIES

CSO maintains its own active Twitter account (@StateCSO), which had more than 14,000 followers at the end of 2022. CSO worked broadly within the Department of State and across the U.S. interagency to create and coordinate content in line with CSO priorities, including numerous tweets from flagship Department accounts. Relevant hashtags for this messaging were #PromoteStability, #AtrocityPrevention,

#ConflictObservatory, and #NSU4Peace. For Conflict Observatory-related social media, for instance, CSO coordinated more than 80 tweets across 16 accounts throughout 2022. In addition, CSO maintains a Facebook account with more than 40,000 followers.

REPRESENTATIVE PUBLIC DIPLOMACY PROGRAMS

NSU Launch: In March 2022, CSO publicly launched the NSU during PeaceCon 2022 amid a pair of CSO-hosted events, generating coverage by U.S. outlets Devex and the Foreign Service Journal. Geneva Peace Week in October 2022 provided a second major opportunity for the NSU to engage with the peacebuilding community of practice, specifically through a panel event on the intersectionality of women in peace processes. In addition to directly assisting U.S. officials in addressing urgent and often thorny issues of conflict, the NSU emphasizes the inclusion of women and under-represented minority populations in peace processes, in line with the Department of State’s women, peace, and security priorities and its diversity, equity, inclusion, and accessibility principles.

GFA and SPCPS Implementation: In April 2022, the administration announced new partnerships with four priority countries and one region for implementation of the GFA and its associated U.S. Strategy to Prevent Conflict and Promote Stability: Haiti, Libya, Mozambique, Papua New Guinea, and Coastal West Africa (Benin, Côte d’Ivoire, Ghana, Guinea, and Togo). CSO planned and executed multiple related press and public outreach components: coordinating an interagency messaging plan; drafting written statements from the White House, State Department, and the interagency; preparing a verbal statement from the Department spokesperson; coordinating social media updates across flagship Department accounts and bureau accounts; and organizing key leader media interviews. CSO also partnered with U.S. embassies in the SPCPS priority countries and regions to disseminate press products for local audiences. CSO’s messaging push informed writing in niche U.S. media and analysis by the U.S. think tank community, generated front-page foreign coverage during high-level travel, and further aided CSO’s engagement with civil society and Congress.

Conflict Observatory Reporting on Ukraine: In May 2022, CSO publicly launched the Conflict Observatory program in conjunction with partners Esri, Yale University Humanitarian Research Lab, the Smithsonian Cultural Rescue Initiative, and PlanetScape Ai to document war crimes and other atrocities committed by Russia’s forces in Ukraine. The Conflict Observatory published more than a dozen independent reports throughout the year, including groundbreaking analysis on Russia’s filtration operations in Ukraine, damage to Ukraine’s food storage facilities, large-scale detentions and disappearances, and forced relocation of children. Additional analyses described widespread infrastructure destruction, potential damage to cultural heritage sites, and the looting of artwork from the Kherson Regional Art Museum.

These publicly accessible Conflict Observatory reports garnered significant media coverage in domestic and foreign outlets, including CBS, CNN, BBC, The Washington Post, and The New York Times, while reporting by newswire services Reuters and Bloomberg spread coverage throughout Europe and across the globe. CSO also honored interview requests with WIRED magazine, which resulted in in-depth exploration of the program’s technical aspects. Key Conflict Observatory findings informed UN deliberations and were included in expert reports from the OSCE’s Moscow Mechanism.

SAPRA Launch and Elie Wiesel Report Submission: In July 2022, the Department of State publicly released the new whole-of-government U.S. Strategy to Anticipate, Prevent, and Respond to Atrocities, which focuses on early warning and prevention of atrocities and includes mechanisms

to support the pursuit of justice for victims and accountability for those responsible for war crimes and other atrocities. The Department also submitted to Congress the 2022 Elie Wiesel Report, which catalogued U.S. efforts to anticipate, prevent, and respond to atrocities. Initial messaging around the dual launch of these two documents included the activation of a dedicated website, social media from across the U.S. interagency, and statements from the White House and the Department spokesperson.

BUREAU OF COUNTERTERRORISM (CT)

	FY 2019 Actual	FY 2020 Actual	FY 2021 Actual	FY 2022 Actual	FY 2023 Planned
Base Funding	\$54,450	\$54,450	\$54,450	\$54,450	\$54,450
Supplemental	\$380,000	\$500,000	\$1.45 million	\$150,000	\$0
Total	\$434,000	\$554,450	\$1.50 million	\$204,450	\$54,450

Strategic Overview

The Bureau of Counterterrorism (CT) promotes international cooperation, strengthens partnerships, and builds partners’ civilian capacity through diplomatic engagement, foreign assistance, sanctions and financial tools, and public diplomacy to accomplish its mission of countering the full spectrum of terrorist threats. Countering violent extremism (CVE) is an essential element of the U.S.’s long-term strategy of preventing terrorism and falls under CT Functional Bureau Strategy Goal 4: “Terrorist radicalization, recruitment, and inspiration to violence is diminished.” CT’s CVE programs often have the secondary benefit of strengthening democratic institutions and norms, an enduring policy priority aligned with American values.

ADVOCACY

CT-funded public diplomacy programs encourage the sharing of best practices and lessons learned on preventing and countering violent extremism, with U.S. policy makers and practitioners engaging local and national government officials, community leaders, religious leaders, educators, mental health professionals, counselors, and other overseas stakeholders.

SOCIAL MEDIA PLATFORMS AND MAJOR ACTIVITIES

CT maintains the @StateDeptCT handle on Twitter with almost 30,000 followers. This account highlights CT Bureau programs and engagements.

REPRESENTATIVE PUBLIC DIPLOMACY PROGRAMS

Invent 2 Prevent (I2P): The “Invent 2 Prevent (I2P): Countering Hate and Intolerance” initiative combats Racially or Ethnically Motivated Violent Extremism (REMVE) and other violent extremist ideologies by empowering British and French university teams to design their own programs to counter misinformation and disinformation promoted by state and non-state actors in their communities. I2P teams also focus on combatting antisemitism, conspiracy theories, and other harmful narratives permeating university campuses. In addition to receiving university credit for participating in I2P, some teams continue their campaigns after the conclusion of the semester. A few participants have gone on to start their own NGOs and have even received grants to scale up their efforts. European participants also engage with U.S. counterparts participating in the Department of Homeland Security (DHS)-sponsored I2P program. A third-party has been contracted to conduct monitoring and evaluation of I2P in France.

City Pair Program: Since 2015, CT has worked with DHS to pair U.S. cities with international counterparts through the City Pair Program, with each partnership leading to new or updated joint CVE programs and policies. In 2022, CT supported a two-way exchange involving the German cities of Halle and Rostock with Atlanta and Savannah, Georgia. For each partnership, the relevant U.S. mission identified a delegation comprised of representatives from the local government, law enforcement, civil society, youth/student leaders, the school system, and the faith-based community to travel to the United States to learn about U.S. partner city approaches to encourage resiliency among at-risk youth. A delegation from the U.S. city made up of those same matched U.S. participants then conducted a return visit to examine counterparts’ approaches to CVE.

Sub-National Dialogues: In 2022, U.S. Embassy The Hague, in partnership with the CT Bureau and the Strong Cities Network, organized a two-day workshop in The Hague on REMVE for local policy makers from across Europe and the United States. The U.S. delegation, led by the mayor of Columbus, Ohio, also conducted site visits and consultations in the Netherlands. The CT Bureau also partnered with U.S. Embassy Helsinki and U.S. Embassy Bratislava on REMVE workshops for local government officials from the United States and Europe in 2022. In January 2023, the CT Bureau facilitated the participation of mayors and local leaders from Antwerp, Helsinki, Munich, and Nuremberg in the U.S. Conference of Mayors’ winter meeting in Washington, D.C. to discuss local efforts to counter REMVE.

Young Cities: U.S. Embassy Brussels, in partnership with the CT Bureau and the Strong Cities Network, organized two four-day workshops in 2022 for youth leaders from Antwerp and Liege. These engagements were intended to empower youth leaders from Antwerp and Liege to work with each other and their local governments to counter violent extremist influences in their communities. Participants received training, mentorship, and funding to implement campaigns designed through these workshops.

“Father Schools”: U.S. Embassy Brussels, in partnership with the CT Bureau and Women Without Borders, supported a capacity building program in Antwerp, Molenbeek, and Liege, Belgium, to educate and mentor fathers and other community leaders on how to steer youth away from violent extremist influences. This program is a follow-up to U.S. Embassy Brussels’ support to the “Mother Schools” program which focused on Antwerp.

BUREAU OF DEMOCRACY, HUMAN RIGHTS, AND LABOR (DRL)

FY 2019 Actual	FY 2020 Actual	FY 2021 Actual
\$155,000	\$155,000	\$182,000
FY 2022 Actual	FY 2023 Planned	
\$153,000	\$153,450	

Strategic Overview

The Bureau of Democracy, Human Rights, and Labor (DRL) champions universal values, including respect for the rule of law, democratic institutions, and human rights. The bureau’s work helps to bolster democratic institutions, confront democratic backsliding, promote accountability, uphold internationally recognized labor standards,

and advance the rights of members of marginalized racial, ethnic, and Indigenous communities, persons with disabilities, and LGBTQI+ persons.

DRL engages with a broad range of stakeholders, including Congress, foreign governments, multilateral organizations, civil society, and the private sector. Working with such partners, DRL promotes respect for internationally recognized human rights and fundamental freedoms; exposes and addresses disinformation campaigns; urges foreign governments to protect fundamental freedoms, including the freedoms of expression, association, and peaceful assembly online and offline; supports a free and independent press; and enhances the ability of civil society to promote transparent and accountable governance. The bureau fulfills its congressionally mandated reporting requirements by producing the annual *Country Reports on Human Rights Practices (Human Rights Report)*, among others.

The bureau’s Office of Policy Planning and Public Diplomacy (DRL/PPD) is staffed by two Foreign Service employees, eight Civil Service employees, and four contractors. In 2022, DRL/PPD welcomed a Department of Labor civil service employee on a six-month detail assignment to the Department of State. The office focuses on four lines of effort: Media Engagement, Digital Media Engagement, Public Diplomacy, and Congressional Affairs.

ADVOCACY

In 2022, DRL/PPD advanced key human rights issues by strategically pitching, coordinating, and preparing bureau principals for press briefings with journalists around the world and one-on-one interviews with outlets such as the New York Times, Politico, the Symone Show of the MSNBC, the Washington Post, and Washington Blade. Interviews covered such issues as the second Summit for Democracy, racial justice and equity, the Administration’s commitment to promote the rights of LGBTQI+ persons, and DRL’s assistance programs advancing respect for human rights. DRL/PPD launched digital media campaigns, including as part of efforts to draw attention to the impact of Russia’s war of aggression on marginalized populations in Ukraine.

DRL/PPD also managed the public rollout of the annual Human Rights Report and organized two events with the Secretary of State: the re-opening of the Foreign Press Center during the World Press Freedom Day as well as a freedom of expression roundtable on the margins of the UNGA 77. Finally, DRL/PPD drafted and released media notes, press statements, and tweets from the Secretary and Spokesperson on breaking events and annual commemorative days, as well as press guidance for the Spokesperson and other Department principals on topics advancing respect for human rights and good governance.

SOCIAL MEDIA PLATFORMS AND MAJOR ACTIVITIES

DRL maintains a strong presence on social media through its @StateDRL Twitter and Facebook accounts and new Instagram account, @usa_humanrights, as well as a YouTube channel and @DRL_AS Twitter handle (dormant in 2022). DRL has more than 2.1 million followers across the platforms.

DRL/PPD produces original content, including infographics and videos, that explain and promote universal human rights, democratic values, and labor rights. DRL/PPD also leverages the social media accounts of U.S. embassies and consulates overseas to engage a worldwide audience by producing and disseminating social media toolkits on issues such as democracy, human rights, disability rights, and labor rights. Such products are translated into multiple languages and released via Department and U.S. mission social media platforms globally.

DRL/PPD works with GPA to create content to be shared on its social media platforms, including the DipNote blog, the ShareAmerica website,

and the @StateDept Twitter platform. DRL/PPD also manages DRL content on the Department of State website. Finally, DRL/PPD hosts interactive digital dialogues and panel discussions that connect U.S. missions’ public diplomacy sections and foreign audiences with U.S. government officials, human rights defenders, and U.S. and international human rights and labor experts.

REPRESENTATIVE PUBLIC DIPLOMACY PROGRAMS

2021 Country Reports on Human Rights Practices: In April 2022, DRL/PPD led the rollout of the *2021 Country Reports on Human Rights Practices (Human Rights Report)*. The Human Rights Report (HRR) is a Congressionally mandated annual report that promotes accountability and helps prevent a culture of impunity toward human rights violations and abuse. Among the most-read U.S. government reports, the HRR provides factual information that is used by the U.S. Congress, Executive Branch, and courts, and serves as a resource worldwide for human rights advocates, lawmakers, scholars, multilateral institutions, governments, and journalists.

Inaugural Interagency Report on the Implementation of the Presidential Memorandum on Advancing the Human Rights of LGBTQI+ Persons Around the World: In April 2022, the Special Envoy to Advance the Human Rights of Lesbian, Gay, Bisexual, Transgender, Queer, and Intersex (LGBTQI+) Persons issued the first interagency report to document U.S. government efforts to protect and promote the human rights of LGBTQI+ persons globally. DRL/PPD provided the graphic design for the report and launched it with a press statement, new webpage, and social media toolkit.

Small Grants Programs: DRL/PPD promotes democracy, human rights, and labor rights through a small grants program. In 2022-2023, DRL/PPD grants provided training for journalists, prepared women to run for elected office, supported labor efforts for women with disabilities, strengthened judicial accountability, and promoted respect for the human rights of members of marginalized racial, ethnic, and Indigenous communities.

BUREAU OF ECONOMIC AND BUSINESS AFFAIRS (EB)

FY 2019 Actual	FY 2020 Actual	FY 2021 Actual
\$74,000	\$74,000	\$70,000
FY 2022 Actual	FY 2023 Planned	
\$74,000	\$74,000	

Strategic Overview

The public diplomacy team within the Office of Economic Policy Analysis and Public Diplomacy (EB/EPPD) deploys messaging, outreach, and PD programs to advance key priorities of the White House’s National Security Strategy (NSS). EB/EPPD strengthens the NSS objective of “advancing and defending a world that is free, open, prosperous, and secure” through strategic messaging on bureau efforts to implement economic sanctions; build and finance quality infrastructure projects compliant with international standards; advance U.S. trade policy concerning supply chains, including the Administration’s commitment to secure semiconductor supply chains via the CHIPS Act; trade agreements; intellectual property rights; food security; and ensuring a safe, secure, and efficient global transportation system. Four Foreign Service Officers and

one Civil Service employee serve in EB/EPPD’s PD team. In close coordination with the Office of Commercial and Business Affairs, which last year advanced more than \$89 billion worth of deals in cities and regions around the world, EB/EPPD also conducts outreach and public engagement that aims to level the playing field for American companies doing business in global markets; open markets to U.S. products and services abroad; attract foreign investors to create jobs in the United States; and encourage sound macroeconomic and fiscal policy, sustainable development, private sector growth, good governance, and transparency. EB/EPPD’s PD efforts promote prosperity at home and abroad and ensure that the United States remains the world’s strongest and most dynamic economy.

ADVOCACY

Throughout 2022, EB/EPPD regularly organized media engagements for foreign and domestic media and other target audiences to explain and advocate for U.S. economic policy. These included interviews with outlets such as Bloomberg, the New York Times, the Economist, CNN, Axios, the Financial Times, Politico, the Washington Post, the Wall Street Journal, the London Times, Jeune Afrique, Al Arabiya, Voice of America, and more. EB/EPPD’s team also pitched, organized, and prepared principals for media roundtables and press engagements at fora that included overseas embassies and the Foreign Press Center and International Media Hubs on topics such as actions holding Russia accountable for its illegal war of aggression, sanctions designations, building supply chain resiliency, critical minerals, food security, and combatting PRC economic coercion.

The team also leveraged high level summits and other events to disseminate key economic policy messages to target audiences. Examples include the amplification of G7 and G20 events, which demonstrated how economic collaboration through important multilateral fora can effectively address global challenges and build a more prosperous, sustainable, and inclusive global economy, as well as media and social media campaigns to hold Russia accountable for its invasion of Ukraine. EB/EPPD’s dissemination of topline economic “megatalkers,” as well as intensive collaboration with regional bureaus, aims to increase the consistency of messaging at embassies and consulates overseas.

SOCIAL MEDIA PLATFORMS AND MAJOR ACTIVITIES

EB/EPPD/PD maintains a Twitter handle (@EconAtState) with over 13,000 followers, a Facebook page with over 52,000 followers, and a new LinkedIn Page with over 1,600 followers. EB/EPPD regularly produces original content that explains, and advocates for, U.S. economic policy. The EB PD team also leverages the social media accounts of U.S. embassies and consulates overseas to engage a worldwide audience by producing and disseminating social media toolkits on issues such as food security, responsible business conduct, and intellectual property rights.

To increase awareness of bureau policy priorities, EB/EPPD/PD dedicated a portion of FY 2023 funds to create a team that produced, co-produced or contributed to 12 video programs promoting economic policies to tens of thousands of viewers abroad. The videos have become a standard part of the EB outreach toolkit, providing explanations of topics such as infrastructure finance, food security, or creating resilient supply chains.

REPRESENTATIVE PUBLIC DIPLOMACY PROGRAMS

Promoting Food Security: EB/EPPD highlighted the U.S. commitment to develop innovative, inclusive, and science-based solutions to food systems transformation by arranging op-eds and press engagements at events like the World Food Prize Foundation’s Borlaug Dialogue in Iowa and the World Food Prize Laureate Announcement Ceremony in Washington, D.C. The team also supported engagement on agriculture and climate issues among U.S. and global youth by promoting the “Farmcraft” e-sports competition, which, with over 8,000 participants, more than tripled the number of participants from 2022 and laid the

foundation for the next generation of farmers and food scientists. As food insecurity soared following Russia's further invasion of Ukraine, EB/EPPD coordinated across the Department and the interagency on a campaign to force Russia to uphold its commitments under the Black Sea Grain Initiative, designed to safely transport grain from Ukraine and help stabilize world food markets. This effort included a GPA-sponsored live virtual program focusing on Native American food producers who are engaged in international markets, to encourage other underrepresented groups to be a part of the USG priority for sustainable food production. EB/EPPD also coordinated communication efforts for the Global Food Security Summit on September 20, organized by the United States, with the European Union, the African Union, and Spain during the UN General Assembly, bringing financial commitments from over 100 economies to address rising food insecurity.

Communicating the effectiveness and unprecedented scale of sanctions: The EB/EPPD team played a critical role in intensifying the pressure on individuals, terrorist groups, and countries that pose national security threats to the United States by highlighting the effectiveness of sanctions imposed on the designated individuals and entities. In the wake of the invasion of Ukraine, the EB/EPPD team coordinated hundreds of statements and media interviews communicating the designations of thousands of Russian individuals and entities, to reflect that now Russia is the most-sanctioned country in the world.

Countering PRC economic coercion: EB/EPPD developed strategic messages to underline the U.S. commitment to partnership with developing countries, particularly regions where the PRC is gaining influence. EB/EPPD produced social media graphics and a video on the Blue Dot Network, a mechanism that supports quality infrastructure projects through international standards. EB/EPPD emphasized U.S. engagement in Africa through multiple media interviews with EB principals at the U.S.-Africa Leaders Summit, emphasizing the U.S. commitment to economic partnership with African countries. EB/EPPD supported senior bureau official travel to the continent through coordinating media interviews and messaging to business leaders on the value of U.S. partnership and investment.

Promotion of Intellectual Property Rights (IPR): EB/EPPD co-sponsored a campaign centered on World IP Day that provided embassies and consulates around the world with messaging tools and seed funding to engage local audiences on IPR. Social media campaigns using videos, images, and graphics also reached a global audience to highlight the importance of IPR in fostering entrepreneurship and innovation.

BUREAU OF ENERGY RESOURCES (ENR)

FY 2019 Actual	FY 2020 Actual	FY 2021 Actual
\$40,000	\$40,000	\$39,600
FY 2022 Actual	FY 2023 Planned	
\$21,000	\$59,000	

Strategic Overview

The Bureau of Energy Resource's public diplomacy team, located within the Office of Policy Analysis and Public Diplomacy (ENR/PAPD), supports the bureau's efforts to develop and implement U.S. foreign policy on international energy issues. ENR/PAPD engages in short term messaging and outreach activities to promote energy security for the United States

and its allies and partners, decarbonization, and access to affordable and reliable energy.

In 2022, ENR focused on developing messages that helped to amplify U.S. energy diplomacy in countering Russia's attempts to use energy as a tool of coercion in the aftermath of its invasion of Ukraine. It also highlighted the role the United States played in supporting U.S. energy producers' surge of liquified natural gas shipments to Europe as well as U.S.-EU efforts to decrease natural gas demand and increase energy efficiency. In support of a U.S. led diplomatic effort with International Energy Agency partners to coordinate strategic oil stock releases, ENR/PAPD demonstrated to foreign audiences how these oil stock releases helped safeguard global energy security

In addition to promoting key bureau messages on sustainable energy, transparent and resilient supply chains, and regional and global energy security, ENR/PAPD supports the Bureau's role as principal advisor to the Secretary and the Under Secretary of State for Economic Growth, Energy, and the Environment on energy security, policy, and programs. ENR's public diplomacy team consists of one Foreign Service Officer and two Civil Service Officers.

ADVOCACY

In response to the volatility in global energy markets following Russia's invasion of Ukraine, the administration created the U.S.-EU Energy Task Force to support a surge in LNG shipments to Europe while also accelerating the clean energy transition to decrease the long-term need for fossil fuels. ENR/PAPD maintained updated talking points and technical data to highlight this surge and worked closely with the White House and allies and partners to message the releases of strategic petroleum reserves as a linchpin of global energy security.

To advocate for clean energy transition and illustrate how clean energy enhances energy security, ENR/PAPD messaging and outreach efforts consistently emphasized activities involving wind power, solar energy, battery storage systems, and alternative fuels. In support of the Department's strategy on the climate crisis, ENR/PAPD engaged in outreach at the COP27 Conference, including announcements about the expansion of the Clean Energy Demand Initiative and the creation of a secretariat to bring together private sector resources and government commitments to advance clean energy transitions.

ENR significantly increased its in-person engagements and international travel as COVID-19 restrictions were lifted. Bureau principals participated in energy-related events around the world, to include the bilateral Energy Security Dialogues, regional energy conferences, and international organization meetings. ENR has also continued to utilize virtual engagements when necessary, creating a multiplier effect for outreach. ENR now has a professional studio for principals and other bureau personnel to participate in online events around the world.

SOCIAL MEDIA PLATFORMS AND MAJOR ACTIVITIES

ENR/PAPD maintains a Twitter handle (@EnergyAtState), which had approximately 7,860 followers as of May 2023. Bureau followers include senior government officials, thought leaders, civil society, journalists, academics, and the private sector. ENR/PAPD also manages the official Twitter account for the Assistant Secretary of Energy Resources (@AsstSecENR), launched in September 2022. It currently has approximately 1,375 followers. The bureau also has a YouTube channel and a LinkedIn account.

The bureau collects video presentations, documents, and relevant news articles and shares them via the Econ@State weekly newsletter and webpage. Public remarks are posted on the state.gov website. Additionally, PAPD hosts an ENR Speaker Series, inviting energy experts from the private sector, NGOs, and academia to present to economic,

energy, and environmental officers throughout the State Department. The Speaker Series is recorded and posted on ECON@State for Foreign and Civil Service Officers to view at their convenience.

REPRESENTATIVE PUBLIC DIPLOMACY PROGRAMS

CERAWeek: Held annually in Houston in March, CERAWeek is the largest energy conference in the world. For the last two years since resuming in person following COVID, a PAPD officer travelled to Houston to support the outreach and media activities of the Under Secretary and the ENR Senior Bureau Official. PAPD arranged for interviews with outlets such as The Economist, The Wall Street Journal, and The New York Times for the Under Secretary to discuss support for building diversified supply chains for critical minerals, new clean energy technologies, and ongoing sanctions for malign actors. A PAPD officer also supported multiple roundtable events with clean energy companies, and outside events with energy stakeholders.

High-Level Outreach: ENR/PAPD leveraged ENR's senior leader travel as an opportunity to promote messaging about European energy security and the need to reduce Europe's dependence on Russian fossil fuels. These messaging efforts included keynote speeches at major conferences, interviews with local media, and meetings with high level government officials.

BUREAU OF INTERNATIONAL NARCOTICS AND LAW ENFORCEMENT AFFAIRS (INL)

Strategic Overview

The Public Affairs and Public Diplomacy (PAPD) team of the Bureau of International Narcotics and Law Enforcement Affairs (INL) is housed within the Strategy, Communications, and Outreach office (INL/SCO). INL/PAPD's efforts encompass foreign and domestic audiences and are divided into responsive press-related work as well as more proactive media and public outreach, which includes social media. The responsive outreach includes responding to foreign and U.S. media queries and crafting messaging guidance for the Bureau of Global Public Affairs (GPA.) In addition to advancing the U.S. international narcotics and law enforcement agenda through traditional press, digital engagement, and public outreach events, INL/PAPD collaborates with the Bureau of Educational and Cultural Affairs and GPA to generate online content and plan exchanges based around INL-related topics. When fully staffed, the Washington, D.C.-based team consists of three Civil Service employees and one Foreign Service Officer. The bureau does not receive Public Diplomacy (.7) program funds.

ADVOCACY

INL/PAPD works directly with U.S. embassies and Department of State media hubs worldwide to amplify engagement on INL topics to local audiences, particularly when INL principals travel overseas or when INL announces new partnerships or action related to illicit drugs, corruption, transnational crime, and criminal justice sector reform. INL worked across the Department to establish the first Anticorruption Champions Award, launched by the Secretary of State in February 2021. This award has currently honored 32 individuals from around the world who have worked tirelessly, often in the face of adversity, to defend transparency, combat corruption, and ensure accountability in their own countries.

SOCIAL MEDIA PLATFORMS AND MAJOR ACTIVITIES

INL PAPD maintains a Twitter handle, Instagram account, and Facebook page (@StateINL) for the bureau and uses these channels to disseminate a steady stream of content. INL/PAPD also coordinates with posts and GPA to amplify much of this content with overseas audiences, as applicable. As of May 2023, the Twitter handle had more than 25,400 followers. Finally, INL/PAPD works with GPA to create content to be shared on its social media platforms, including the DipNote blog, the ShareAmerica website, and the @StateDept Twitter platform.

BUREAU OF INTELLIGENCE AND RESEARCH (INR)

Strategic Overview

The Office of Opinion Research in the Bureau of Intelligence and Research (INR/OPN) supports U.S. public diplomacy by providing analyses of foreign public opinion to the Secretary of State, State Department and White House officials, and other policymakers across the government. INR/OPN's products offer a detailed, nuanced understanding of views on the ground around the world. With this knowledge, PD practitioners can develop and implement programs designed to inform and influence intended audiences more effectively. INR/OPN designs its research around national security priorities, in consultation with regional bureaus and posts. Each year, the office develops a global research plan that identifies priority countries and issues and designs customized studies in response to urgent or emerging policy priorities. INR/OPN sends its reports electronically and posts them on unclassified and classified websites.

In 2022, INR/OPN conducted more than 200 polls and qualitative research projects to support its research objectives. In response to Russia's February 2022 further invasion of Ukraine, the office expanded its work in tracking public attitudes toward the conflict across the region and among key publics around the world. INR/OPN also continued to experiment with probability-based online surveys, comparing the results with conventional telephone and face-to-face surveys.

INR/OPN's team consists of regional and methodological experts who assess the impact of public opinion on the policies and actions of foreign leaders and identify opportunities and challenges for U.S. public diplomacy and strategic communications. INR/OPN polling analysts manage all phases of quantitative and qualitative research projects, including methodology and sample design, questionnaire design, field firm oversight, translation, pretesting, and quality control. Polling analysts periodically travel to the region to meet with embassy personnel, evaluate public opinion research facilities, meet and train foreign researchers, and observe focus groups.

Based in Washington, D.C., the office has 34 staff members in four geographic polling divisions (Europe and Eurasia, the Near East and South Asia, East Asia/Pacific, and Africa and the Americas) and an Audience and Influence Research team that gauges the impact of foreign influence efforts and helps PD practitioners identify effective messages and channels of communication. The staff also includes a global issues analyst and two dedicated methodologists. INR/OPN's work is primarily funded from INR's base budget. The bureau does not receive Public Diplomacy (.7) program funds.

SOCIAL MEDIA PLATFORMS AND MAJOR ACTIVITIES

The cost of valid, representative survey research has risen well beyond the overall pace of inflation in recent years as commercial clients have increasingly turned to less reliable online polling, leaving the costs of methodologically rigorous surveys to be borne by a smaller base of clients. At the same time, the growing focus on great power competition

has expanded the demand for research on the impact of messaging by the United States and its strategic competitors.

These changes have strained the capacity of INR/OPN to respond to PD policy client needs. INR seeks innovative ways of gathering data and exploiting a wide variety of secondary data sources to meet these needs. In addition, INR is expanding coordination with other opinion research efforts in the State Department to maximize the impact of combined research efforts.

REPRESENTATIVE PUBLIC DIPLOMACY PROGRAMS

In 2022, INR continued to inform U.S. public diplomacy communication strategies with research on the following topics:

- Great power competition, with an increased focus on the specific drivers of public attitudes toward the United States and the PRC.
- Major shifts in global views of Russia as a result of Moscow’s re-invasion of Ukraine, identifying opportunities to engage with foreign publics.
- Central American attitudes toward emigration and the limited impact of U.S. messaging when compared to the other major push and pull factors.

BUREAU OF INTERNATIONAL SECURITY AND NONPROLIFERATION (ISN)

FY 2019 Actual	FY 2020 Actual	FY 2021 Actual
\$8,000	\$8,000	\$7,290
FY 2022 Actual	FY 2023 Planned	
\$7,290	\$7,290	

Strategic Overview

The Bureau of International Security and Nonproliferation (ISN) seeks to prevent the spread of weapons of mass destruction, their delivery systems, and advanced conventional weapons capabilities and to roll back such proliferation where it has already taken root. In close collaboration with other bureaus within the State Department, other U.S. agencies, and a diverse range of international and non-governmental partners, ISN tracks, develops, and implements effective responses to proliferation threats, and shapes the international security environment to prevent their recurrence.

ISN’s Office of Congressional and Public Affairs (CPA) supports ISN efforts and regularly informs and updates key Congressional stakeholders on the bureau’s activities and priorities to bolster support throughout Capitol Hill. The CPA team includes seven Foreign Service and Civil Service positions and one contractor.

ADVOCACY

In 2022, CPA conducted extensive advocacy through print and television media, think tanks, universities, and other nongovernmental organizations. Major public messaging and public engagement through the press focused on combating Russia’s malign actions aimed at Ukraine’s nuclear facilities as a result of its war, pushing back against Russia’s false claims

and narratives that Ukraine has nefarious biological weapons laboratories and that the United States has a biological weapons program, and developing responses to Russia’s alarming rhetoric on the potential use of nuclear weapons.

Other public messaging strategies and outreach focused on the announcement of the “optimal pathway” to provide Australia with a conventionally armed, nuclear-powered submarine, implementing the CHIPS and Science Act of 2022 aimed at securing American technological leadership through a renaissance in high-tech manufacturing and research, the Nuclear Nonproliferation Treaty Review Conference, the Biological Weapons Review Conference, and Iran’s continuing proliferation activities.

SOCIAL MEDIA PLATFORMS AND MAJOR ACTIVITIES

ISN maintains a Facebook page (@StateDepartment.ISNBureau) and a Twitter handle (@StateISN). As of May 2023, the Facebook audience numbered more than 51,000, and Twitter followers were at more than 7,200. Twitter remains by far the more active account and has been a useful vehicle for communicating to expert communities on the priority campaigns listed above.

REPRESENTATIVE PUBLIC DIPLOMACY PROGRAMS

Outreach on Unprovoked Russian War in Ukraine: ISN worked with the Office of the U.S. Special Representative for Iran, the Bureau of Near Eastern Affairs, the Bureau of European and Eurasian Affairs, the Departments of Commerce and Treasury, and the Office of the Spokesperson on public affairs efforts to maintain maximum pressure on both Iran and Russia. In addition to keeping violations committed as part of Russia’s war in Ukraine in full public view, ISN also supported the dissemination of announcements about export controls and sanctions on targeted entities.

Countering Russian Disinformation on Biological Weapons: ISN worked in tandem with the Bureau of European and Eurasian Affairs and the National Security Council to counter false claims from Russia that Ukraine and the United States had laboratories dedicated to developing biological weapons and to discredit Russian disinformation about the United States’ adherence to the Biological Weapons Convention.

Civil Nuclear Cooperation: Using CPA funds, the ISN PD team coordinated with the Bureau of European and Eurasian Affairs and U.S. Embassy Bucharest to develop and implement a PD program to train and educate the next generation of advanced civil nuclear workforce through the launch of a Small Modular Reactor control room simulator. Designed to bring a younger generation of Romanians into an aging civil nuclear energy work force, this program fills a critical security need.

This civil nuclear cooperation program cost just \$8,000 in PD program funds. That \$8,000 brought approximately 120 students to the program. 70 of those students said subsequently that they would consider a career in civil nuclear engineering—at a cost of just \$66.00 per student. With more funding, ISN could initiate events around the country, which would transform Romania and regional efforts to use innovative clean energy technologies and achieve net zero transition.

BUREAU OF OCEANS AND INTERNATIONAL ENVIRONMENTAL AND SCIENTIFIC AFFAIRS (OES)

FY 2019 Actual	FY 2020 Actual	FY 2021 Actual
\$298,000	\$298,000	\$298,000
FY 2022 Actual	FY 2023 Planned	
\$298,000	\$298,000	

Strategic Overview

The Bureau of Oceans and International Environmental and Scientific Affairs (OES) leads U.S. diplomacy on environmental and scientific cooperation to conserve and protect the global environment, climate, ocean, health, and space for the prosperity, peace, and security of this and future generations. These resources are critical to human health, well-being, and prosperity worldwide, and they are increasingly the arenas of both cooperation and competition in the 21st century.

The Office of Policy and Public Outreach (OES/PPO) plans and coordinates the bureau's public diplomacy efforts, working with other relevant State Department offices and the interagency community. OES/PPO supports public outreach on Environment, Science, Technology, and Health (ESTH) initiatives, including ending global and transboundary pollution; disrupting criminal networks in illegal fishing, mining, logging, and wildlife trade; fighting climate change and biodiversity loss; and forging cooperation on space exploration, artificial intelligence, and quantum computing, thereby encouraging joint action and building international support for U.S. policies.

OES/PPO also supports public diplomacy programs in the field through small grants focused on OES key priorities. OES/PPO encourages its Regional ESTH Officers (REOs) to work in close coordination with public diplomacy sections around the world on the full range of OES issues. There are twelve regional ESTH Hubs located around the world. Six Foreign and Civil Service officers and two contractors work in OES/PPO.

ADVOCACY

To advance U.S. policies on ESTH issues worldwide, the USG builds broad coalitions. Public diplomacy is vital to boosting international public engagement and support for these alliances. PD efforts communicate policies that build global health security capacities to prevent and stop the spread of disease; combat the climate crisis; protect the ocean and marine livelihoods; promote improved air quality; encourage environmentally sound waste management; strengthen cooperation for sustainable water resources management; ensure the peaceful use of outer space; foster science and technology cooperation; and combat nature crime, including wildlife and timber trafficking.

SOCIAL MEDIA PLATFORMS AND MAJOR ACTIVITIES

Through content production, as well as shared social media toolkits, OES provides cleared content and copyright-free images on priority issues, including the climate crisis, Arctic issues, global health, space cooperation, and forest and ocean conservation to missions worldwide, and supports other bureaus seeking to message on ESTH issues. With 22,680+ followers, the OES Twitter account is the primary platform for sharing relevant policy information. The rapidly growing OES Instagram account, which targets a younger audience, now has 12,600+ followers. The OES Facebook page has a global reach of more than 2.1 million followers.

REPRESENTATIVE PUBLIC DIPLOMACY PROGRAMS

Space Diplomacy Week: Created by OES in 2022, Space Diplomacy Week highlights international cooperation in the advancement of U.S. and partner space goals. In 2023, OES hosted two virtual panels for students, welcomed a new signatory to the Artemis Accords during a ceremony at NASA, and engaged in a social media campaign involving interagency partners as well as embassies and consulates overseas - including a video from astronauts aboard the International Space Station. Missions around the world leveraged the opportunity to celebrate their own bilateral space diplomacy - for example, Embassy Santiago produced a video featuring joint Chile-U.S. observatories in the Andes, and Consulate Munich interviewed a retired astronaut.

Science Envoys Program: The Science Envoy Program utilizes eminent U.S. scientists and engineers to foster international cooperation, showcase American scientific leadership, and address shared challenges. Science Envoys focus on key global issues in science, technology, and engineering, strengthening bilateral relationships and advocating for policies like gender equality and evidence-based decision-making. OES selected the 2023 cohort, including distinguished individuals from academia, authors, and government advisors, based on their expertise in areas such as ocean conservation, illegal, unreported and unregulated fishing, zoonotic diseases, climate change solutions, plastic pollution, the nexus of environmental science and indigenous knowledge, and quantum technology. Since 2010, 27 Science Envoys have visited over 60 countries, engaging with government officials, including heads of state.

The Climate Crisis: In collaboration with the Office of the Special Presidential Envoy for Climate (SPEC), OES led public diplomacy engagement efforts at the U.S. Center at the twenty-seventh United Nations Framework Convention on Climate Change Conference of the Parties (COP27) in Sharm El-Sheikh in 2022. OES hosted more than 44 events featuring diverse leaders and experts that contribute to U.S. efforts to combat the climate crisis, as well as 15 presentations from leading NASA scientists, eight networking sessions with USG climate experts, and four interactive exhibits. OES efforts reached approximately 13,000 delegates, media, and observers in person (out of the approximately 40,000 who attended). OES further amplified its outreach through livestreaming, along with traditional and social media outreach.

Our Ocean Conference: OES/PPO collaborated with the Office of Ocean and Polar Affairs and the Office of Marine Conservation to provide detailed public information about \$6 billion in USG commitments announced at the 2023 Our Ocean Conference. Together with SPEC and the Brussels Media Hub, OES/PPO hosted a joint media call to advance U.S. objectives, including the Ocean Conservation Pledge, resulting in hundreds of media hits both in English and Spanish. OES/PPO also produced video shorts and photos of the events and coordinated with interagency communications teams to amplify whole-of-government engagement on ocean conservation.

Combating Plastic Pollution: At the UN Environment Assembly 5.2, negotiators agreed on a resolution to formally launch negotiations on a legally binding agreement on plastic pollution. OES is engaging with partner governments and diverse stakeholders through an outreach campaign to highlight the urgency of the issue and bolster support for the U.S. position. Efforts included social media campaigns, blog posts, and interviews with domestic and international press.

Earth Glow Up PD Grants: In 2022, OES/PPO began the OES Earth Glow Public Diplomacy Grants Program for posts to advance ESTH priorities under the Secretary's Modernization Agenda through public diplomacy. OES/PPO received 27 proposals in the first year, with a maximum award limit of \$15,000. With only \$73,000 in available PD funds, OES was only able to fund five of the 27 proposals. The grant awards represented five

geographic regions and covered climate change, marine biodiversity, wildlife trafficking, and plastic pollution. With more funding, OES/PPO could increase the number of these high-impact Earth Glow grants.

Climate and U.S. Foreign Policy: E.O. 14008 –Tackling the Climate Crisis at Home and Abroad puts climate at the center of U.S. foreign policy and national security. In the absence of base funds, OES/PPO requested and received over \$1.1 million in an Unfunded Priority Request to support the U.S. Center at COP27. That \$1.1 million investment resulted in 25,000 in-person and virtual visitors, 44 live events, most of which had 70-100 attendees each (with standing room only), at least five VVIP events with approximately 300 attendees each, eight networking sessions with 160+ participants, and four interactive exhibits, including youth activist art displays and VR simulations with 5000+ visitors.

BUREAU OF POLITICAL-MILITARY AFFAIRS (PM)

Strategic Overview

The Bureau of Political-Military Affairs' (PM) Office of Congressional and Public Affairs (PM/CPA) is responsible for facilitating effective communication and interaction between PM and Congress, foreign and domestic journalists, and civil society stakeholders including industry leaders, the non-governmental organization (NGO) community, and the general public. In the area of public diplomacy, PM/CPA engages audiences both directly and via regional bureaus and embassies to highlight the State Department's role in building strong partnerships through security assistance and arms transfers and programs that enhance human security in post-conflict environments, including international peacekeeping, security sector governance, clearance of unexploded ordnance, and securing potentially at-risk small arms and munitions. PM/CPA has a staff of four Civil Service employees, and three contractor positions covering media monitoring, speechwriting, and graphic design services. The bureau does not receive Public Diplomacy (.7) program funds.

ADVOCACY

In 2022, PM/CPA fielded 1,683 media inquiries across the full media spectrum, from major U.S. and international news outlets to defense industry press, bloggers, academics, and other opinion-shapers on military and international security issues. This marked a 36.7 percent increase over the previous year and the single highest volume of media activity ever recorded for PM/CPA, driven primarily by PM's central role in delivering security assistance to Ukraine.

Major PM/CPA-led campaigns focused on U.S. security assistance to Ukraine; expanding security cooperation in the Indo-Pacific region; announcements of major U.S. arms sales to partner nations; sustaining international attention and donor support for humanitarian landmine clearance; ensuring accountability for U.S.-provided advanced conventional arms in Ukraine as well as in post-conflict countries; and emphasizing the State Department's role in providing security assistance and capacity building to U.S. allies and partners through training programs and transfers of defense equipment. Additionally, PM/CPA provided support to the Bureau of International Organizations in publicizing the UN International Day of Mine Awareness and Assistance in Mine Action and the UN Day of International Peacekeepers.

SOCIAL MEDIA PLATFORMS AND MAJOR ACTIVITIES

PM has a Twitter handle (@StateDeptPM), which is updated daily and maintained by all PM/CPA members. As of December 2022, it had 40,152 followers, a 13 percent increase over the previous year. PM also develops content for use by GPA on other social media platforms, as warranted.

BUREAU OF POPULATION, REFUGEES, AND MIGRATION (PRM)

Strategic Overview

There are nearly 110 million people forcibly displaced throughout the world, a number which has doubled in the last decade. U.S. Government efforts to assist refugees, asylum seekers, vulnerable migrants, stateless persons, and other forcibly displaced populations worldwide are consistently in the media and the subject of worldwide attention. The Bureau of Population, Refugees, and Migration's (PRM) public diplomacy efforts at home and abroad have the following objectives: 1) to generate goodwill for the United States by increasing recognition of its role as the world's largest provider of humanitarian assistance; 2) to explain to the American domestic audience how U.S. taxpayer dollars are used to save lives and alleviate suffering; 3) to bring attention to the many ways the United States assists and aids in the protection and care of displaced populations through humanitarian assistance on behalf of the American people; and 4) to advocate for displaced and vulnerable populations through U.S. leadership and humanitarian diplomacy.

PRM's Office of Public and Congressional Affairs team works closely with the bureaus of Global Public Affairs and Educational and Cultural Affairs as well as with public affairs sections in U.S. posts around the world to enhance press and public diplomacy objectives to build public support for U.S. policies and U.S.-funded programs through traditional media engagement, social media, and educational and cultural programs that include refugee audiences. PRM's new Office of Public and Congressional Affairs is staffed with seven Foreign Service and Civil Service employees, two contractors, and one re-employed annuitant. The bureau does not receive Public Diplomacy (.7) program funds.

ADVOCACY

The bureau continues to operate in a time of intense and sustained media and Congressional interest and focus on several compounding priorities in regional hotspots, including promoting humane migration management and providing humanitarian and protection needs for refugees, asylum seekers, and vulnerable migrants in the Western Hemisphere, humanitarian needs in Ukraine and neighboring countries, as well as ongoing humanitarian crises in Afghanistan, Sudan, Yemen, Ethiopia, Burma, and Syria. The bureau continues to prioritize rebuilding, strengthening, and modernizing the U.S. Refugee Admissions Program with the goal of resettling 125,000 refugees annually to the United States and the recent launch of the Welcome Corps through which Americans can directly sponsor refugees from around the world. PRM's Office of Public and Congressional Affairs regularly engages with traditional and social media outlets to highlight the U.S. government's role in offering humanitarian assistance to vulnerable populations worldwide and seeking collaborative diplomatic responses to global humanitarian challenges.

SOCIAL MEDIA PLATFORMS AND MAJOR ACTIVITIES

PRM maintains a Facebook page (@State.PR.M) with over 115,000 followers, two Twitter handles (@StatePRM and @PRMAsstSec) with nearly 35,700 followers combined, and an Instagram account (@StatePRM) that had over 8,500 followers as of June 2023.

REPRESENTATIVE PUBLIC DIPLOMACY PROGRAMS

Launch of the Welcome Corps: In January 2023, the Department of State launched the Welcome Corps refugee resettlement, a program which enables Americans to directly sponsor refugees from around the world, complementing existing opportunities through USG resettlement agency partners. The goal in the first year is to mobilize at least 10,000 Americans to step forward as private sponsors to assist to at least 5,000

refugees. As of late June, more than 54,000 individuals have signed up on the welcomecorps.org website to learn more about how to get involved, and more than 8,000 people have attended information sessions. As of early July, more than 300 private sponsor groups have joined in 39 states. In July 2023 the Department of State launched the Welcome Corps on Campus, which will enable colleges and universities to sponsor qualified refugee students by providing scholarships opportunities and forming campus-based Private Sponsor Groups.

U.S. Humanitarian Leadership and Funding Announcements at

#UNGA77: PRM took advantage of the global platform of the 77th UN General Assembly in September 2022 and made multiple public announcements of significant funding amounting to nearly \$917 million to support numerous populations of concern, including Syrians, Venezuelans, refugees and vulnerable migrants in Central America and Mexico, Rohingya, Palestinians, and Afghans.

Türkiye-Syria Earthquake Response: PRM's public affairs team worked across bureaus to clear a Secretary Statement and related briefing materials following the February 2023 earthquakes that struck Türkiye and Syria. Soon thereafter, PRM announced humanitarian assistance of \$75 million to assist vulnerable populations affected by the earthquake, timed key messages to correspond with U.S. senior leader visits to the region and released a set of targeted tweets detailing funding amounts to Türkiye and Syria partners and thanking them for their heroic work on earthquake relief.

World Refugee Day 2022: PRM spearheaded several events and engagements during the week-long World Refugee Day commemorative period along the UN Refugee Agency theme "Whoever. Wherever. Whenever. Everyone has the right to seek safety." PRM's World Refugee Day outreach and activities included key leader press engagements at the Foreign Press Center and the Department's daily press briefing as well as a video commemorating the day and the populations served that

attracted over 10,000 views; a video from the Secretary of State; a visit and conversation with resettled refugees in the DC-Maryland-Virginia area with senior Department officials; a social media campaign spotlighting Department of State employees with refugee backgrounds; and key leader remarks for the UN Refugee Agency's annual World refugee day concert at the Kennedy Center.

Amy Pope for IOM Director General Campaign: PRM's public affairs team led the communication efforts for U.S. candidate Amy Pope's election bid for the Director General position of the International Organization for Migration (IOM). PRM coordinated across the interagency to promote the candidate, secured strategic media engagement to amplify the candidacy, and ensured social media visibility, including working with the White House, Secretary of State and other Cabinet level representatives, and senior Department of State principals. Amy Pope was elected by Member States as IOM's next Director General by acclamation on May 15, 2023.

Los Angeles Declaration on Migration and Protection: The 2022 Los Angeles Declaration on Migration and Protection aligns 21 endorsing countries around a common understanding of regional migration challenges and shared commitments to stability and assistance, expansion of legal pathways, and access to international protection, humane migration management, and coordinated emergency response. On June 23, 2023, the United States and Belize hosted a Ministerial in Washington D.C. marking the one-year anniversary of the Los Angeles Declaration on Migration and Protection. PRM increased awareness of these efforts by preparing several media products, and amplifying them across social media platforms and website updates, as well as by facilitating English and Spanish language press engagements with domestic, regional, and international media.




U.S. AGENCY FOR GLOBAL MEDIA



Current Time reporter embedded with Ukrainian troops.

U.S. AGENCY FOR GLOBAL MEDIA (USAGM)

FY 2019 Actual	FY 2020 Actual	FY 2021 Actual	FY 2022 Actual	FY 2023 Planned	FY 2024 Requested
\$800.30 million	\$823.50 million	\$827.35 million	\$854.15 million	\$884.70 million	\$944 million



Strategic Overview

The U.S. Agency for Global Media (USAGM) is responsible for managing all civilian U.S. international media. USAGM oversees six entities, two that are federal public service media—the Voice of America (VOA) and the Office of Cuba Broadcasting (OCB)—and four that are non-federal public service media or technology development grantees funded by USAGM—Radio Free Europe/Radio Liberty (RFE/RL), the Middle East Broadcasting Networks (MBN), Radio Free Asia (RFA), and the Open Technology Fund (OTF). USAGM’s networks work together on a shared mission that is vital to U.S. national interests: to inform, engage, and connect people around the world in support of freedom and democracy.

As an independent U.S.-funded international media organization, protected by a Congressionally mandated “firewall” that prohibits editorial interference, USAGM has a responsibility to provide accurate, objective, and professional news and information. USAGM supports its mission with a strategic vision of ensuring access to trusted, compelling, and impactful content in order to create a strong response to censorship and disinformation and support democratic ideals and values. In FY 2022, USAGM’s networks distributed news and information programming in 63 languages to more than 100 countries, reaching a measured audience of more than 400 million adults across the world each week—an increase of over 50 million in the past five years. This growth comes at a time when autocratic regimes are actively blocking access to independent media or criminalizing its consumption.

OTF, launched in 2019 as an independent, non-profit organization to advance internet freedom in the world’s most repressive environments, continued to ensure that all people—including USAGM’s journalists, sources, and audiences—can access the uncensored internet while protected from intrusive surveillance. Today, more than two billion people worldwide use OTF-supported technology to circumvent online censorship and increase their digital security, and more than two-thirds of all mobile users have OTF-incubated technology on their devices.

STRATEGIC PRIORITIES

- In September 2022, USAGM leadership identified the following strategic priorities:
- **Access**—Ensure access to all USAGM audiences in the face of dis- and misinformation and of increasing authoritarian attempts to close information flows both inside and outside countries;
 - **Independence**—Ensure journalistic independence for every USAGM broadcaster and entity;

- **Journalist Safety, Security, and Training**—Ensure all journalists, and their audiences, everywhere in the world are kept safe and that USAGM journalists are provided sufficient training in all aspects of their jobs, including staying secure;
- **Transparency and Simplicity**—Reduce and eventually eliminate any unnecessary actions, processes, and procedures. Evaluate all existing procedures for simplicity, for the support of the mission, for transparency, and for accountability; and
- **Mission Focus**—Enhance the activities of USAGM’s various Mission Support Offices to better support the mission of all broadcasters and entities.

These priorities are in line with USAGM’s 2022-2026 strategic plan, “Truth over Disinformation: Supporting Freedom and Democracy,” which maintains USAGM’s two overarching, long-term strategic goals: 1) expanding freedom of information and expression; and 2) sharing America’s democratic experience and values.

Consistent with the American commitment to free speech and free expression, USAGM networks have a mandate to advance U.S. foreign policy and national security by providing accurate, professional, and compelling journalism and other content that informs international audiences and stimulates debate in societies where independent media are not fully established. USAGM networks demonstrate American values to the world. Among those values are freedom, transparency, accountability, and equality of opportunity. Societies that embrace these values are more likely to support U.S. interests because they tend to enjoy greater stability and prosperity, are less vulnerable to terrorism and extremism, and make better political allies and trade partners.

The U.S.’s response to the rising deluge of global disinformation emanating from foreign authoritarian governments must be bold if the concept of objective truth is to survive in many media markets worldwide. USAGM is committed to combatting the malign influence of the People’s Republic of China (PRC), Russia, Iran, other authoritarian regimes, and non-state actors like extremist groups, who strive to undermine American values and incite political, economic, and humanitarian crises around the world. USAGM media operations play a critical role in this effort, both by providing targeted programming in the languages of these adversaries and in leveraging the agency’s global reach to push back on false narratives about American policies and values that these adversaries are spreading in other key markets, such as sub-Saharan Africa, South and Southeast Asia, and Latin America.

In addition to their programming, USAGM networks pursue their shared mission through close cooperation with on-the-ground media affiliates. These partnerships, overseen by USAGM, enable the networks to bring content into local markets through shared delivery channels and establish connections to institutions that can stimulate civil society and bolster democratic principles.

Telling America’s story and explaining U.S. policy to international audiences are key parts of USAGM’s legal mandate. To that end, VOA provides comprehensive regional and world news to local audiences. It also presents significant American thought and institutions to inspire people around the world, especially those living under repressive regimes, to embrace democratic values. RFE/RL, RFA, and OCB act as surrogate broadcasters, providing access to professional and fact-based regional and local news in countries subject to press restrictions. MBN serves as a hybrid of the two models, providing accurate and comprehensive news and information about the Middle East and the United States.

A key focus is delivering programming to audiences via the media and in the formats they prefer, despite the instabilities and evolution of various media markets. USAGM continues its migration away from shortwave (SW) and medium wave (MW) radio to formats and platforms that audiences increasingly use, especially digital platforms. On the other hand, when events dictate, USAGM networks respond with additional content production and distribution to ensure critical and timely information is widely available to audiences in crisis. For example, USAGM surged or introduced new MW and direct-to-home satellite TV transmissions for places like Afghanistan, after the Taliban took VOA and RFE/RL broadcasts off the local FM airwaves, and in Ukraine’s occupied eastern territories, when pro-Russian separatists took all independent reporting off the air.

USAGM has quickly pivoted resources to cover emerging political, economic, and humanitarian crises, including the recent protests in the PRC and Iran, and the earthquakes in Turkey and Syria. As historic demonstrations against the government’s zero-COVID policies erupted across the PRC and its autonomous regions in November 2022, RFA’s China Services produced full-scale and timely coverage, resulting in record high engagement with its content on the web and across social media platforms. VOA Persian and RFE/RL’s Radio Farda covered the historic demonstrations that followed the death of Mahsa Amini while in the custody of Iran’s “morality police,” bringing real-time coverage of the protests, documenting the number of demonstrators killed by security services, and telling the stories of individual victims. VOA also paired its extensive live reporting on protests inside Iran with coverage of solidarity campaigns around the world. In April 2023, when fighting broke out in Sudan, MBN’s Alhurra Television and Sawa Sudan radio were on the ground, providing continuous, updated, and unbiased coverage to audiences in Sudan and the Arab world. MBN’s reporting focused on the dire humanitarian situation as hospitals were bombed and the Sudanese people sought refuge in Egypt and elsewhere.

USAGM networks also provided extensive coverage of many important news items, among them Russia’s ongoing war against Ukraine and its global impact, growing tensions between the world’s leading powers, coups and attempted takeovers across Africa, major election stories, and economic challenges and migration-related issues in Latin America. OTF ensured secure internet access and emergency assistance for journalists, human rights defenders, and activists, as well as average users in information-denied markets. By remaining a source of accurate and reliable information for people around the globe and providing audiences the requisite tools to access that information, USAGM’s public service media empower people with critical facts and understanding in moments of uncertainty.

USAGM Mission Support Offices

FY 2020	FY 2021	FY 2022
\$56.46 million	\$52.51 million	\$55.36 million
FY 2023 Planned	FY 2024 Requested	
\$55.51 million	\$61.29 million	

USAGM’s operational offices include the General Counsel, Chief Financial Office, Public Affairs, Congressional Affairs, Policy and Research, Civil Rights, and Management Services (Contracts, Human Resources, and Security). These offices support USAGM operations, providing the following functions: researching the reach and impact of content; strategic planning; financial services, such as payroll and invoice payment; awarding and administering contracts; supporting personnel; conducting relations with Congress, the media, and other interests; and ensuring safety and physical security of USAGM personnel and facilities.

Technology, Services, and Innovation (TSI)

FY 2020	FY 2021	FY 2022
\$175.66 million	\$181.88 million	\$176.29 million
FY 2023 Planned	FY 2024 Requested	
\$182.85 million	\$188.87 million	

The USAGM Office of Technology, Services, and Innovation (TSI) also provides mission support by managing a broad range of technical and infrastructure functions, including 1) delivering program content for all USAGM broadcasters through transmitting sites and an extensive network of leased satellites and digital circuits; and 2) providing information technology support to offices throughout USAGM. TSI strives to distribute USAGM’s multimedia content in the most cost-effective and efficient manner, while also seeking to place content on as many platforms that are available to audiences in their varied markets. TSI manages nearly 80 transmitting sites worldwide that deliver SW, MW, FM, and TV broadcasts. TSI also oversees the Office of Business Development, which coordinates USAGM’s relationships with a network of nearly 4,300 affiliate partner stations and trains thousands of journalists and independent media personnel in USAGM’s target markets.

Broadcasting Capital Improvements (BCI)

FY 2020	FY 2021	FY 2022
\$15.93 million	\$3.47 million	\$8.41 million
FY 2023 Planned	FY 2024 Requested	
\$9.70 million	\$9.70 million	

Congress appropriates money into USAGM’s Broadcasting Capital Improvements (BCI) account, which funds large-scale capital projects as well as improvements to and maintenance of USAGM’s global transmission

network and digital multimedia infrastructure. TSI manages many of the BCI projects at USAGM. The BCI account also supports capital projects managed by the USAGM Office of Security, VOA, and OCB.

Voice of America (VOA)

FY 2020	FY 2021	FY 2022
\$253.11 million	\$250.80 million	\$258.20 million
FY 2023 Planned	FY 2024 Requested	
\$267.48 million	\$286.71 million	

Languages: 48
Countries: 100+
Measured Weekly Audience (FY 2022): 326 million

VOA has a mandate to bring critical news with a global perspective to more than 100 countries in 48 languages, reaching a measured weekly audience of nearly 326 million people. VOA pairs local stories with insights drawn from an international network, complemented by coverage of the best that America has to offer – in culture, community, politics, and policy. In regions bereft of free and fair reporting, VOA leverages its trusted brand to deliver urgently needed information.

The news is unpredictable, but VOA uses its global network to quickly shift resources to the most urgent stories. In 2022, when autocrats and extremist groups challenged democratic principles and popular movements in Russia, Ukraine, the PRC, Iran, and Afghanistan, VOA responded. The network fulfilled a two-fold mission: to provide urgently needed information to audiences in affected countries, and to tell their stories to the rest of the world, translated to local languages and tailored to local interests.

An award-winning VOA documentary, “Symphony of Courage,” recounted the flight of two young female musicians escaping Taliban rule. User-submitted cellphone videos from the frontlines of Iranian protests showed the potency of a youth- and women-led revolt. On-the-ground reporting in Ukraine showed children in Kyiv returning to school following a devastating Russian assault. “Border to Border,” an original production by VOA Spanish, showed the dire humanitarian conditions faced by migrants from Ukraine and Central America as they tried to cross the border between Mexico and the United States.

VOA takes a targeted and coordinated approach in tackling disinformation. As Russia launched its devastating invasion of Ukraine, it began a parallel all-out campaign to shape perceptions of the war. Through on-the-ground reporting, expert analysis, and the dedicated *Polygraph* fact-checking site, VOA counters the Kremlin’s lies. VOA has shown evidence of Russian war crimes and reported on the devastating military losses that Putin has tried to conceal. *Polygraph* has tracked and countered false narratives, from outlandish claims of U.S. bioweapons to pernicious claims that the U.S. provoked the conflict and is destabilizing global security. The *Jiehuang Pingdao* (*Polygraph* in Mandarin) project fact-checked the false claims of Chinese officials and the distortions of Chinese state media, from the efficacy of Western COVID-19 vaccines to the situations in Xinjiang, Tibet, and the South China Sea.

In 2022, VOA remained the broadcaster best equipped to explain United States foreign policy to the world, providing essential coverage of Congress, the White House, the Department of State, and the Pentagon. Audiences turned to VOA when Ukrainian President Volodymyr Zelenskiy visited Congress and when the Congressional Speaker of the House

visited Taiwan. Simultaneous translations of President Biden’s State of the Union Address and of the Republican response provided direct insight into U.S. politics and priorities; it also highlighted the debate at the heart of democratic society.

VOA tells America’s story more broadly through programming like *Panorama*, a digital, youth-focused Spanish show examining topics that have ranged from the significance and history of the Memorial Day holiday to the interests of young Republicans and Democrats around election time. VOA Afghan launched “Afghan Families Begin a New Chapter,” a webpage featuring the stories of Afghan evacuees who have relocated to America, and the challenges they face in their new lives. VOA Korean produced the documentary “Three Days in a Lifetime,” showing the anguish and determination of Korean-American families fighting to reunite with loved ones who remain in North Korea. VOA’s China Branch web and social media grew dramatically, with VOA’s social media features “Day-Day Up” introducing American life to Chinese audiences hungry to learn about the U.S., and “Side by Side” comparing aspects of Chinese society to those in the U.S.

VOA reaches audiences on their preferred platforms, with its reach amplified by strategic partnerships with leading outlets in target markets. As overseas media struggle with diminished budgets and declining press freedom, many have turned to VOA to supplement their own content, particularly in explaining how U.S. interests intersect with their target audiences.

With the growth of digital and mobile technology, VOA is leveraging new forms of affiliations, including online and mobile distribution, as well as more traditional SW and FM broadcasts, to reach information-deprived communities in places such as Burma, North Korea, and Tibet. In areas where the government has shut down most independent media in recent years, such as Nicaragua or Venezuela, VOA has turned to digital affiliations to get its message to key audiences.

Office of Cuba Broadcasting (OCB)

FY 2020	FY 2021	FY 2022
\$24.87 million	\$22.01 million	\$13.26 million
FY 2023 Planned	FY 2024 Requested	
\$12.97 million	\$15.02 million	

Languages: 1
Countries: 1
Measured Weekly Audience (FY 2022): No new survey since 2017

OCB oversees Radio and Television Martí, a multimedia hub of news, information, and analysis that provides the people of Cuba with interactive programs seven days a week. Combined with the online platform martinoticias.com, the Martí’s are a unique service that has a mandate to bring unbiased, objective news and information to all Cubans through programs that focus on human rights, individual freedoms, and entrepreneurship.

Overcoming the ever-present obstacles of newsgathering inside Cuba, OCB worked to establish a network of trained correspondents and collaborated with independent and citizen journalists to compile and create original, contemporary, and relevant content. OCB is also working to ensure that its content is available on platforms that would achieve the highest impact for the Cuban audience. It continues to collaborate with OTF to enhance its digital-first strategy, targeting the digitally connected users, and experienced substantial success in the circumvention of the Cuban regime’s censorship. As Cubans experienced a steady stream of PRC and Russia’s

disinformation and propaganda through official Cuban state-run news outlets, OCB took the lead in fighting these untruths with facts.

RADIO FREE EUROPE/RADIO LIBERTY (RFE/RL)

FY 2020	FY 2021	FY 2022
\$124.58 million	\$127.31 million	\$145.73 million
FY 2023 Planned	FY 2024 Requested	
\$146.60 million	\$155.36 million	

Languages: 27
Countries: 23
Measured Weekly Audience (FY 2022): 40.60 million

RFE/RL is charged with serving as a critical media source in countries where a free press is either banned by the government or not fully established, providing what many people cannot obtain locally: uncensored news, responsible discussion, and open debate. The network broadcasts in local languages across Eastern and Central Europe, Central Asia, and Southwest Asia. It also reaches Russian-speaking audiences globally via Current Time, a 24/7 Russian-language digital and television network led by RFE/RL in cooperation with VOA.

RFE/RL’s programming focuses on local and regional developments in places where governments’ intimidation, censorship, economic hardship, ethnic and religious intolerance, violent extremism, war, and other threats remain—and where independent journalists often face great risk, including in Afghanistan, Belarus, Iran, Pakistan, and Russia. Based on the principle that a major requirement of democracy is a well-informed citizenry, the network’s independent journalism seeks to provide fair and objective news, analysis, and discussion of domestic, regional, and international issues crucial to healthy democracies and free markets. RFE/RL also works to strengthen civil societies by projecting democratic and pluralistic values, combats all forms of intolerance, and promotes mutual understanding among peoples. In addition, it provides a model for local media, assists in training to enhance media professionalism and independence, and develops partnerships with local media outlets.

RFE/RL operates on all digital platforms, as well as TV and radio, matching the modality to the market. The scope of its newsgathering operations is without parallel in the region, featuring a network of 21 local news bureaus and an extensive freelance network. This proximity to audiences allows RFE/RL to produce compelling, locally oriented programming in a cost-effective manner. In areas where mounting authoritarian pressures have forced some bureau closures and a drawdown of local reporting capabilities, RFE/RL responded by launching new hubs in Riga, Latvia, and Vilnius, Lithuania, where teams—primarily from Russia and Belarus—can safely use the latest in open-source and remote reporting technologies to continue covering the news from their home countries.

In 2022, RFE/RL and its journalists faced significant—and historic—threats to their operations across multiple markets. Beyond its comprehensive coverage of Russia’s invasion of Ukraine and the consequences of the conflict in Russia, Belarus, and other neighboring states, RFE/RL also continued to provide an alternative to Russian and Chinese state-sponsored disinformation across its entire 23-country coverage area.

RFE/RL is a digital-first media organization, engaging audiences with bespoke digital content distributed across all major locally used platforms.

In FY 2022, RFE/RL launched a Digital Strategy Unit that focuses on ensuring that all language services are engaging audiences with news experiences tailored to best practices for each of the digital platforms the network utilizes for content distribution.



A Current Time reporter in Ukraine. (RFE/RL)

RADIO FREE ASIA (RFA)

FY 2020	FY 2021	FY 2022
\$44.17 million	\$46.62 million	\$62.26 million
FY 2023 Planned	FY 2024 Requested	
\$63 million	\$68.78 million	

Languages: 9
Countries: 6
Measured Weekly Audience (FY 2022): 58.30 million

RFA has a mission to deliver uncensored, accurate domestic news and information to audiences in the PRC, Burma (Myanmar), North Korea, Cambodia, Laos, and Vietnam, where free speech and press freedom are heavily restricted. For publics in these countries inundated with false narratives, RFA’s in-depth journalism can provide a lifeline to the truth, counter authoritarian propaganda-driven disinformation, and hold elites and authorities accountable. The network also offers a platform for ordinary people to voice opinions and share perspectives that would otherwise be blotted out by state-controlled media.

News and content from RFA’s nine language services (Mandarin, Tibetan, Uyghur, and Cantonese in the PRC, in addition to Burmese, Khmer/ Cambodian, Korean, Lao, and Vietnamese) document human rights abuses; religious, ethnic, and racial persecution; corruption; forced land confiscations; the PRC’s elimination of Hong Kong autonomy and its citizens’ active resistance; the crackdown on Uyghurs in Xinjiang; the military coup in Burma and the civil conflict that followed; exposing and countering disinformation and deep fakes; North Korean saber-rattling; the PRC’s problematic approach to the COVID-19 pandemic; its ramped up territorial, maritime, and Belt and Road projects in the region; and a range of other “sensitive” subjects.

Frequently cited in global and regional outlets, RFA produced timely and relevant journalism, covering, notably, the protests against the government's zero-COVID policies in the PRC—from Xinjiang to Tibet and Shanghai—unrest in Burma and military crimes against civilians, and North Korea's violation of U.N. sanctions, among other stories.

BenarNews, an online news service affiliated with RFA, has a mission to provide clear and accurate local and regional news on security, politics, and human rights for Southeast Asian audiences. It reports in five languages: Bengali, Thai, Bahasa Malaysia, Bahasa Indonesia, and English. Global Mandarin, or WHYNOT|歪脑, is an online magazine that engages young Mandarin-speakers around the world, providing different perspectives and reliable information that stand apart from the whitewashed portrayal of Chinese society presented by the Chinese Communist Party. It also provides a platform for readers to engage in open dialogue, creative expression, and free speech.

With its expanded budget in FY 2022, RFA broadened its editorial capacity with two new initiatives: The Asia Fact Check Lab, which analyzes and maps the spread of the Chinese Communist Party's false narratives in and outside the PRC, and the Investigative Unit, which tackles long-form, in-depth projects across its language services. In addition, through BenarNews, RFA invested more resources into its reporting on the PRC's transactional aid and economic development in the Pacific Island region and Oceania. RFA also bolstered its existing operations—notably its Uyghur and Cantonese Services and digital brand 歪脑 | WHYNOT—and revamped its technological capacity to enable production of high-quality digital content for mobile users in Asia.



RFA's Burmese Service journalist covering a protest at the White House.

Middle East Broadcasting Networks (MBN)

FY 2020	FY 2021	FY 2022
\$108.87 million	\$106.59 million	\$107.64 million
FY 2023 Planned	FY 2024 Requested	
\$106.59 million	\$110.76 million	

Languages: 1
Countries: 22
Measured Weekly Audience (FY 2022): 27.40 million

MBN is a nonprofit, multimedia corporation that communicates directly with the Arabic-speaking public of the Middle East and North Africa (MENA). With a mission to serve as a reliable source of comprehensive, balanced news and information, the network showcases the democratic tradition and power of free media and is fully funded through a grant agreement with USAGM. MBN broadcasts the only Arabic-language programming provided by USAGM, targeting 22 MENA countries. MBN currently supports five media brands from its headquarters in Springfield, VA, its regional hub in UAE, and facilities in Washington, Cairo, Beirut, Erbil, Jerusalem, Tunis, Rabat, and elsewhere across the Middle East.

MBN's mission reflects a combination of traditional surrogate broadcasting as well as its role to present and contextualize American people, culture, and policies. The network's goal is to expand the spectrum of ideas, opinions, and perspectives available in the media of the region; provide objective, accurate, and relevant news and information; and accurately represent the U.S. and its policies. MBN also challenges stereotypes and focuses on marginalized groups in the region through its television, radio, and digital content. MBN uses a multiplatform approach to deliver its distinctive content to audiences across the region, making sure that audiences can access its news and programming in a way that is intuitive to them.

Office of Internet Freedom (OIF) and Open Technology Fund (OTF)

FY 2020	FY 2021	FY 2022
\$19.83 million	\$36.16 million	\$27 million
FY 2023 Planned	FY 2024 Requested	
\$40 million	\$47.51 million	

Since 2012, USAGM has been involved in activities to circumvent internet censorship by foreign governments in order to distribute news content and to better provide a forum for free expression in closed countries. In 2016, USAGM established the Office of Internet Freedom (OIF) to conduct governance and oversight of USAGM's internet freedom activities. In 2019, following Congressional approval, the Open Technology Fund (OTF) was incorporated as an independent non-profit 501(c)3 organization to advance internet freedom in repressive environments. OTF works to support the research, development, implementation, and maintenance of technologies that provide secure and uncensored access to USAGM's content and the broader internet, and counter attempts by authoritarian governments to restrict freedom online.

As an independent entity receiving funding from USAGM and oversight from USAGM's OIF, OTF has the institutional capacity to support internet freedom efforts with flexibility, speed, and diligence. Through OTF-supported censorship measurement platforms, OTF actively monitors censorship activity in nearly 200 countries in real-time, allowing the organization to respond quickly to emerging threats and to understand where and how censorship is occurring.

OTF has the strategic latitude necessary to empower innovation and compete against adversaries in working toward a free and open internet. OTF's independent status facilitates increased long-term support for core internet freedom tools and expansion of funding for innovative, next generation solutions to stay ahead of evolving censorship threats. To fully support the technology development cycle, OTF provides resources through a variety of implementation mechanisms to enable tailored and comprehensive support to internet freedom projects. OTF provides direct funding to support the applied research, development, implementation, and maintenance of technologies that enable censorship circumvention and enhance user security and privacy online.

OTF also provides expert services to the internet freedom community through its Resource Labs and supports research fellowships to carry out cutting edge applied research projects, examining how authoritarian states are restricting the free flow of information and exploring ways citizens can overcome those tactics. With a growing percentage of USAGM audiences relying on the internet to access news and information, this approach allows the agency to combat emerging threats while ensuring that its journalists and audiences have the tools they need to safely report on sensitive issues and access uncensored content.

OTF supports VPN-style circumvention tools which provide direct circumvention lifelines to tens of millions of users in censored countries and is investing new in technologies that leverage AI to automate the discovery of censorship evasion strategies. OTF-supported technologies have helped respond to internet shutdowns, preserving content sharing through peer-to-peer distribution networks that serve cached content to users cut off from global networks. OTF has also extended some of the functionality and security guarantees of secure messengers to SMS-based communications for use during specific shut down situations. Additionally, OTF provided emergency digital assistance to approximately 40 civil society organizations, activists, and journalists through its Rapid Response Fund in 2022.

OTF and its supported technologies responded to a number of significant international crises over the last year. After the Russian invasion of Ukraine, Russia began broadly censoring the internet for the first time. In addition to supporting a significant surge in the use of OTF-supported circumvention tools, OTF began a program to provision mirror sites for USAGM and other independent media to ensure that Russians who were unwilling or unable to use circumvention tools could still access vital international news and information without the need to download a VPN. During the 2022 protests in Iran, usage of OTF's circumvention tools jumped from 6 million monthly users to nearly 30 million monthly users, meaning one in four Iranian citizens relied on OTF-supported circumvention tools to access the uncensored internet.

OIF, which remains inside the federal agency, performs critical oversight to ensure OTF is following relevant rules and regulations in the execution of Congressionally mandated use of internet freedom funds for technology projects and training of USAGM entities.



Alhurra journalist reports on the 2022 U.S. midterm elections. (MBN)

Research and Evaluation

FY 2020	FY 2021	FY 2022
\$4.43 million	\$3.78 million	\$8.02 million
FY 2023 Planned	FY 2024 Requested	
\$7.17 million	\$7.23 million	

USAGM's research and evaluation programs include quantitative audience research (nationally representative surveys), qualitative research (focus groups, in-depth interviews, audience panels), and digital analytics. The agency contracts with leading market research and media monitoring companies to implement research and evaluation programs and to report on the impact of USAGM networks on target populations and in countries of strategic importance.

USAGM's audience research program examines the underlying interests and behavior of target audiences to increase program impact. It also measures the extent to which programs meet desired objectives in target countries. USAGM's research studies measure, among other factors, effectiveness in terms of audience size; program quality and reliability; audiences' self-perceived understanding of current events and American society and policies; the willingness of audiences to share received information with others; and the extent to which content helped form opinions on important topics.

USAGM's digital analytics program gathers data from owned and branded online properties such as websites, mobile apps, and social media. Metrics are defined, collected, and interpreted via an analytics infrastructure maintained by the agency and third-party services. USAGM's digital analytics are leveraged by journalists, analysts, and executives, from dynamic charts to ad-hoc reporting and more detailed deep-dive analyses. These data act as a near real-time view of audience and engagement across USAGM platforms.

In FY 2022, USAGM made significant progress in developing a central data management system (DMS), which effectively modernizes the acquisition, management, and storage of agency's digital and survey data, reducing the time and effort required to track performance of digital platforms. In addition to these technical innovations, the Office of Policy and Research completed an agency-level digital governance policy, which standardizes digital metrics tracking practices across the networks and enables real-time digital metrics reporting.

DISTRIBUTION

USAGM uses the term "distribution" to describe the range of platforms and partnerships that provide content of interest to audiences around the world. USAGM considers target audience preferences whenever media platforms are developed and utilized. At the same time, the agency recognizes that some markets enjoy a much more diverse media landscape than others. As a result, USAGM's global content distribution portfolio is one of the widest and most diverse among international public service media. TSI oversees and manages an array of technologies and services to ensure that USAGM programming is available to audiences on their preferred platforms in the most cost-effective manner. In addition to operating USAGM's distribution network and managing contractual relationships with third-party distribution service providers, TSI handles partnership agreements with local media affiliates on TV, radio, and digital platforms, which provide USAGM with approximately half of its weekly global audience.

While media consumption patterns will continue to shift in nearly all USAGM's target countries, owing to increased access to the internet and more reliable sources of electricity, legacy broadcasting platforms (including satellite television and FM radio) will remain important to reaching audiences in many parts of the world. The least developed markets will see increased use of mobile internet and television for news, while the most developed will shift from linear television toward on-demand content delivered via a range of digital devices. USAGM's aim is to ensure that its content is available anytime, anywhere, and on any device available to its global audience.

For decades, USAGM has distributed television and radio programs via satellite from its headquarters in Washington, D.C., and other production centers through C-band (relatively low, longer wavelength band of frequencies that require a larger dish to receive) satellite gateways at the agency's major transmitting stations. These sites also operate very large, complex shortwave (SW) and medium wave (MW, also called AM) transmitting facilities that target various regions with cross-border transmissions of programs in dozens of languages.

While reliable, this global network has been expensive to maintain and operate. C-band frequencies are also increasingly being utilized by mobile phone providers for 5G wireless service. To mitigate the high costs and interference issues that are increasingly common with C-band, over the past few years USAGM migrated its content delivery from C-band satellites to more flexible and economical internet-based distribution, while simultaneously placing more and more USAGM content on Ku-band regional satellites as free-to-air, direct-to-home TV.

Radio remains a very popular platform in many of USAGM's markets in Africa and East and South Asia. To better serve these audiences, USAGM is upgrading its Kuwait Transmitting Station, which enjoys a superior strategic location and relatively low operating costs. Following the upgrade, the agency will be able to reach many legacy SW audiences in a more cost-effective manner.

Nevertheless, in most African countries, rapid growth and competition in the media market have shifted radio habits almost entirely towards FM. USAGM-operated FM stations with the highest reach are in relatively underserved markets. To meet increased demand, USAGM now provides 24/7 FM programming in more than 35 markets across Africa. Since 2018, the agency has added FM installations in the Republic of Congo, Togo, Zambia, Somalia, and in late 2020, it placed FMs in two large refugee camps in Kenya.

In 2022, USAGM introduced a relaunch of its Direct platform, which allows affiliate stations around the world to download high-definition audio and video files for rebroadcast. The platform has an improved search function and provides news and evergreen content. Direct now offers accelerated file delivery and the ability to integrate into other platforms. Thousands of broadcast stations and digital platforms responded positively. By the end of FY 2022, more than 4,200 affiliates worldwide were downloading content from the new Direct.

In the years ahead, as technologies and audience targeting continue to evolve, TSI will outsource additional delivery capacity, such as satellite teleport services, to third-party providers that can more rapidly upgrade technologies and mobilize staffing resources. Its distribution role will be less about building and maintaining complex and expensive agency-owned distribution systems, and more about managing a range of service providers to design and deliver an efficient, reliable, and agile distribution network that can evolve to meet programming and audience needs.

Special Focus on Reporting

COUNTERING MALIGN INFLUENCE AND SUPPORT FOR THE FREE FLOW OF INFORMATION

Authoritarian regimes are using malign influence, propaganda, and information manipulation to disrupt the flow of information and undermine those seeking fact-based reporting about the world around them. The governments of the PRC and Russia often work together to amplify their malign influence, obscure the facts, and cause confusion on a global scale. While the governments of the PRC and Russia expand state-sponsored propaganda not only in their own countries but also into regions including Latin America and Africa – USAGM, with over four thousand media partners around the world, works to counter this authoritarian influence offensive.

USAGM's networks have made significant gains in getting information to audiences in the PRC and diaspora communities outside of the country, and bolstering media partners in regions targeted by the PRC. VOA and RFA broadcast in Mandarin, Cantonese, Uyghur, and Tibetan, providing a variety of news, political and cultural programming, as well as English language instruction. VOA's fact-checking project, Polygraph, includes a website dedicated to videos and articles in Mandarin to expose and debunk the lies propagated by PRC officials, state propagandists, and state-affiliated media outlets. VOA's direct rebuttals put pressure on the Chinese government and have triggered official responses to VOA reports. Similarly, in 2022, RFA launched the Asia Fact Check Lab, a project in both English and Mandarin that monitors and fact-checks the PRC's false narratives and misinformation campaigns.

VOA and RFA represent critical sources of credible information for people living in the PRC, while OTF increases their access to information. Last year, RFA's timely coverage of the 2022 protests against the PRC government's zero-COVID policy broke records for web traffic and social media engagement. RFA experienced historic surges on social media, as RFA Mandarin gained 75,000 new followers on Twitter between November 24 and December 1, 2022, and saw a 233% increase in traffic from mobile Google searches. RFA Cantonese's Facebook video views increased by 10 times in one week alone. One RFA Mandarin-language video showing these protests was viewed over 4 million times on Twitter.

The PRC relies upon a distorted depiction of US politics, policy, and American life; VOA provides Chinese audiences with direct insights into all three. VOA's access to U.S. lawmakers and policy experts provides an unfiltered understanding of the bilateral relationship. VOA Mandarin's digital show "Day Day Up" compares how news is reported differently in the U.S. and the PRC, refuting PRC's disinformation; each episode attracts hundreds of thousands of views. Another digital show, "Side by Side," uses hot issues in the PRC as news pegs to discuss how things are done differently in the U.S., refuting Beijing's narrative that Chinese models of governance are superior, and informing audiences of the latest news on U.S.-PRC relations. USAGM audiences in the PRC show that they are willing to go to great lengths to overcome the "Great Firewall" to reach USAGM's content. OTF supports leading VPNs in the PRC, which help over four million monthly active users protect their privacy while they access the internet. USAGM networks and OTF are also working, often collaboratively, to uncover the PRC's newest online censorship methodologies and find ways to counter them before they are widely adopted elsewhere.

The Iranian government, too, continues to aggressively surveil and censor Iranian citizens to limit their access to the free flow of information and intimidate those who seek the truth. Despite the Iranian regime's escalating attacks on independent media and the open exchange of ideas, USAGM networks continue to provide audiences in Iran with independent, fact-based journalism while OTF-supported technology enables the people of Iran to access this journalism and the internet without fear of repressive censorship or surveillance.

VOA Persian and RFE/RL's Radio Farda covered the historic protests that followed 22-year-old Mahsa Amini's death in September 2022, documenting the number of demonstrators killed by security services and telling their stories. When Amini was arrested, Radio Farda broadcast the first interview with her mother. Just hours after the Iranian government publicly claimed that 16-year-old protester Nika Shakarami had died after falling off of a building, her mother told Radio Farda that it had been regime forces who had killed her daughter. The interview had 5 million views on Instagram alone and was cited across major international media outlets. RFE/RL journalists documented the truth about the regime's victims – including confirming the identities of over 350 casualties – despite the Iranian government's ongoing campaign to deceive the public and intimidate minority communities. Coverage by RFE/RL's Radio Farda garnered more than 2 billion total video views between September 2022 and January 2023 on Instagram alone.

VOA Persian increased live coverage and expanded its staffing and special programming to respond to the spiking demand for accurate and independent information. It paired extensive live reporting on protests inside Iran with coverage of solidarity campaigns around the world. During the protests, the Service distributed over 1,500 verified eyewitness videos from inside Iran, including 350 videos sent exclusively to VOA by citizen journalists and witnesses and verified by the VOA team. This truthful, objective, and impactful coverage of the protests by VOA not only attracted audiences, but it also caught the attention of Iranian authorities. VOA's logo was angrily depicted as Iran's main enemy during the government-organized American flag-burning rallies that took place across the country. Most tellingly, the office of Iran's Supreme Leader, Ayatollah Khamenei, even released a propaganda poster depicting VOA as an enemy sword trying to break through Iran's security shield.

After the Iranian regime severely restricted the internet to prevent its citizens and the world from watching its violent crackdown on demonstrators, the number of monthly active users of OTF-supported censorship circumvention tools grew dramatically – one-in-four Iranians used these tools to access the internet. Over 90% of USAGM's Iranian digital audience uses OTF-supported VPNs to access USAGM network content. Following the mass protests in the fall of 2022, RFE/RL and VOA's Persian Services also partnered with Toosheh, a U.S.-funded satellite file-casting app that does not need internet access and downloads content packages via satellite datacasting that can then be shared via on-and offline messaging apps. This helped the networks maintain accessibility for audiences at key moments during protests.

In Cuba, in February 2023, OCB launched a joint project with Ukrainian fact-checking outlet StopFake.org to counter the circulation of Russian Spanish-language propaganda and disinformation on the island. Earlier, following Russia's full-scale invasion of Ukraine, Martí started a special reporting initiative and created a separate website section highlighting disinformation narratives in the Cuban state media and noting their origins in Russian media outlets. The network also launched a weekly 30-minute program featuring interviews with Ukrainians, providing an alternative perspective on the conflict and contrasting it with the Russian narratives prevalent in Cuba.



RFA reporter on the ground. (RFA)

JOURNALIST SAFETY

In support of journalist safety, USAGM now has a standing Threat Working Group, which monitors, mitigates, and responds to reported threats, 24/7, and covers counterintelligence, physical safety, and insider threat issues. It also provides risk assessments to staff, including journalists, when they may encounter a foreign government or entity, such as through travel to a hostile country or the need to conduct business with a foreign entity. Each USAGM network has staff dedicated to the safety of journalists, with responsibility for preparing staff and freelancers for work in hostile environments, providing them with appropriate training and equipment, and responding when a journalist is threatened, harmed, or detained. To manage the unique security challenges in Ukraine, the RFE/RL Corporate Security team hired a Security Manager specifically for the Kyiv Bureau.

USAGM also closely collaborates with the interagency. For example, USAGM works with the Department of State to prepare for and respond to crisis situations, and to promote both press freedom and access to information. State engages in diplomatic advocacy to host government entities and public outreach on behalf of USAGM, including for journalists under threat of physical harm or legal harassment. Requests for State assistance are generally coordinated through the Office of the Under Secretary for Public Diplomacy and Public Affairs, which involves other elements of the Department and relevant Embassies as needed.

Internally, USAGM facilitates safety and security collaboration among its entities. The agency also works with the networks to seek out sources of external funding for emergency needs that cannot be met with appropriated funds. These include funds administered by other elements of the government and private sector organizations for the protection of civil society activists and journalists, as well as funds raised by the USAGM Employee Association, a private, employee-driven nonprofit organization that provides financial assistance to USAGM journalists and support staff threatened or harmed because of their work.

Training makes up a big part of USAGM's approach to security. All new employees receive active shooter training, while IT security and insider threat awareness training are required on an annual basis. Each USAGM network offers specialized training to journalists working in, or traveling to, high-threat environments. For staff, the agency offers operational security training and foreign travel security briefings and is currently working to introduce an annual

counterintelligence training that would cover espionage and the recruitment cycle, digital security, and how to employ appropriate operational security measures domestically and abroad.

VOA offers operational and digital security training as well as foreign travel security briefings. An intensive four-day Hostile Environment Awareness Training (HEAT) program is available to both foreign and domestic journalists whose activities may put them in harm's way. VOA's overseas security partner also offers customized HEAT training for locations like Ukraine as well as virtual safety and security training programs focused specifically on election reporting in locations such as Turkey. When needed, VOA provides journalists with personal protective equipment, including a ballistic helmet, vest, and gas masks. VOA personnel consistently monitor developments in volatile regions and maintain close contact with reporters on the ground to assess their safety needs.

OCB is working with USAGM's Office of Business Development to start a series of training to provide Radio Televisión Martí contributors in Cuba with the necessary tools to enhance their safety and security. RFA recently hired a newsroom safety director, who is helping to

implement safety protocols that mitigate threats, while also actively engaging with groups and law enforcement on behalf of RFA journalists under threat, in places like Vietnam and elsewhere. RFA has also introduced mandatory training for its staff, including on digital safety, in partnership with PEN America and other rights organizations.

Finally, OTF is a major financial supporter of secure communications platforms and applications that allow journalists targeted for their work to safely collect and share information and has underwritten the localization of those tools into a huge number of languages. OTF also funds the development of digital tools to mitigate internet shutdowns and throttling to enable journalists to work safely where internet is restricted. Through the Entity Support Program, OTF also provides digital security interventions for USAGM journalists, providing expert input to mitigate digital security risks through contributing to digital security training curriculum design and delivery for USAGM journalists; providing bespoke digital consultations to ensure USAGM journalist safety on specific assignments or in response to particular threats or attacks; and facilitating relationships between digital security tool developers and USAGM journalists to ensure tools meet their safety needs and can be used effectively.

USAGM BY THE NUMBERS

FAST FACTS

ANNUAL BUDGET FY 2023
\$884.7 million

EMPLOYEES
3,941

LANGUAGES
63

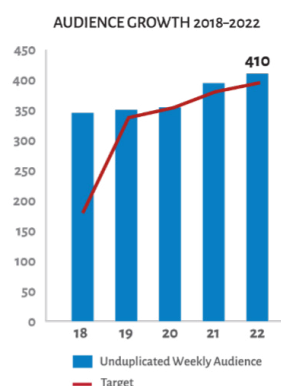
MEASURED AUDIENCE
410 million

50 overseas bureaus and production centers

More than **170** operational transmitters for TV, FM, MW & SW at nearly 80 transmission sites in almost 30 countries worldwide

AUDIENCE GROWTH

Overall USAGM growth was
19%
over the past four years, now totaling
410 MILLION
unduplicated users across all media



MEASURED WEEKLY AUDIENCE PERCENT GROWTH 2018-2022

VOA **326M** **↑18%**

RFE/RL **40.6M** **↑20%**

RFA **58.3M** **↑15%**

MBN **27.4M** **↑11%**

OCB (NA) No new survey since 2017

DIGITAL AUDIENCES

Web and mobile traffic continued strong growth in FY 2022, with an average of more than an

18% year over year increase across the networks

487 MILLION
weekly average digital video views across all networks/services in FY 2022
Platforms included are websites, Facebook, YouTube, and Instagram

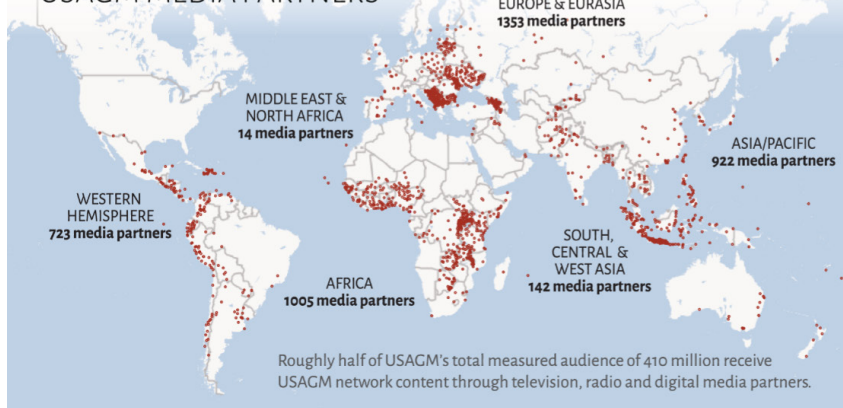
CIRCUMVENTION

OTF provides a range of tools to help audiences overcome internet restrictions. In FY 2022, these tools saw significant year-on-year growth.

94% increase in weekly unique users
2,980,770 in FY 2022

67% increase in weekly unique visits
13,307,670 in FY 2022

USAGM MEDIA PARTNERS



Over **4,000** television, radio, and digital affiliates across the globe

Over **500** radio and TV affiliate networks that serve multiple cities or markets

SPOTLIGHT ON FUNDING AND RESOURCE GAPS: IMPACTS BY THE NUMBERS

Contingency Planning and Preparation to Respond to the Situation in Russia and Ukraine



VOA's Eastern Europe Bureau Chief reports from the Ukrainian-Belarusian border in December 2022.

Greater persecution of independent journalists and media in Russia began nearly 18 months prior to its full-scale invasion of Ukraine. In October 2020, Russian media regulator Roskomnadzor introduced onerous new labeling requirements for media organizations it had designated as “foreign agents” – a designation reserved for RFE/RL and VOA services at the time – and made non-compliance punishable by hefty fines. Three RFE/RL contributors were among the first five individuals designated as “foreign agents” in December 2020. By early 2023, over 30 RFE/RL reporters and contributors had been designated by the Russian Justice Ministry as “foreign agents.”

In response, USAGM proposed a strategy to create a ring of production and reporting hubs in countries around Russia, putting in place alternative digital distribution systems, and bolstering USAGM's engagement with audiences in contested markets subjected to Russian and other state-sponsored disinformation. New funding for this strategy was reflected in the agency's FY 2022 final budget. RFE/RL received a nearly 15% boost—\$18 million—helping the network set the stage for the major shifts and transformations to come.

In response to warnings from other parts of the U.S. government regarding a possible invasion by Russia, USAGM made contingency plans for its operations in Ukraine. These plans included journalist safety, internet connectivity – for journalists themselves as well as audiences – other continuity of operations planning, new partnerships, and alternate distribution capabilities for both Ukraine and Russia.

At the same time, VOA's Eurasia Division adopted a cross-service contingency strategy to maintain its multiplatform coverage. As tensions escalated and Russian forces massed on the countries' borders, VOA's Ukrainian and Russian Services shifted the focus of their programming content to the looming threat of invasion, incorporating U.S. perspectives and providing broader understanding of the conflict's geopolitical implications. The VOA News Center opened an Eastern Europe bureau, led by Ukrainian journalist Myroslava Gongadze, to deploy reporters in the region and to world capitals, expand its fact-checking, and track global diplomatic efforts.

Following Russia's full-scale invasion on February 24, 2022, and the introduction of unprecedented levels of censorship, both networks saw their websites blocked in Russia; RFE/RL shuttered its Moscow bureau and VOA suspended its operations in the country. USAGM also relocated many of its reporters and much of its operations out of Russia, as well as away from areas of active military engagement in Ukraine, which included the capital Kyiv.

Contingency planning augmented by an increase in RFE/RL's base budget ensured overall USAGM preparedness. Additionally, the Consolidated Appropriations Act, 2022 provided \$25 million in supplemental funding for USAGM to respond to the invasion of Ukraine, including capacity enhancements for VOA, RFE/RL, OTF, and other USAGM entities. USAGM also received Department of State funding through interagency agreements for RFE/RL (\$235,000 to counter Russia's disinformation) and OTF (\$4.5 million for the Surge and Sustain Initiative for Critical Anti-Censorship Technologies).

By maintaining constant coordination between regional divisions, VOA leveraged supplemental funds to show Russia's responsibility in disrupting global food supplies and energy markets, and the impacts from Latin America to Sub-Saharan Africa. RFE/RL also expanded its Russian-language coverage throughout its entire region, to better serve the growing numbers of recent Russian expatriates who left the country following the invasion. The network also increased its reporting on regional impacts of the war, both direct and indirect.

Finally, the use of OTF-supported circumvention tools surged in Russia from only 250,000 monthly active users prior to February 2022 to over 8 million by early 2023. A USAGM-commissioned survey found that in July 2022, despite all the restrictions and obstacles facing RFE/RL and VOA in their reporting and distribution in Russia, USAGM reached over 10.6% of adults in the country, or 11.7 million people, on a weekly basis. Furthermore, VOA and RFE/RL coverage in Russian and Ukrainian alone garnered nearly 8 billion video views across social and digital platforms in the first year of the war—a 162% increase over the year prior. USAGM audiences have increased significantly in Russia and Ukraine by all available measures since early 2022, despite heavy Kremlin censorship and other challenges presented by the war. The agency is making further investments in personnel, tools, and techniques to continue responding effectively to this challenge.

USAGM SERVICES RANKED BY FY 2022 BUDGET

Service	Name	FY 2022 Total Funding with Program Delivery	FY 2022 Original Broadcast Hours TV/ Video (per week)	FY 2022 Total Broadcast Hours TV/ Video (per week)	FY 2022 Original Broadcast Hours Radio/Audio (per week)	FY 2022 Total Broadcast Hours Radio/Audio (per week)	Estimated FY 2023 Total Funding with Program Delivery
MBN	Alhurra TV and Digital Platforms	\$37.81 million	255	336	0	0	\$41.79 million
VOA	VOA News Center/ English	\$24.70 million	2.23	136.03	78.22	252.98	\$27.14 million
VOA	Persian Service (VOA 365)	\$19.81 million	23	154	0	0	\$18.69 million
VOA	Mandarin Service	\$14.22 million	6	56	5	50	\$14.92 million
RFE/RL	Current Time TV and Digital Network	\$13.84 million	54	150.67	0	0	\$18.07 million
VOA	Afghan Service	\$11.10 million	33.5	101	21	21	\$11.74 million
MBN	Radio Sawa	\$10.90 million	0	0	244	476	\$12.07 million
RFE/RL	Radio Azadi (Afghanistan)	\$9.53 million	0	0	73.77	84	\$9.56 million
VOA	Russian Service	\$9.28 million	12.5	12.5	1	1	\$9.53 million
VOA	English to Africa Service	\$8.732 million	5.25	87.25	58	168.5	\$9.26 million
RFE/RL	Svoboda (Russia)	\$8.70 million	0	0	30.87	167.99	\$9.34 million
OCB	Radio/Televisión Martí	\$7.70 million	12.23	168	84	168	\$8.27 million
VOA	Korean Service	\$7.43 million	2.8	2.8	39.5	49	\$8.06 million
RFA	Mandarin Service and Global Mandarin	\$7.03 million	4	18	25	168	\$9.40 million
VOA	French to Africa Service (VOA Afrique)	\$6.47 million	3.75	3.75	57.08	178	\$5.84 million
VOA	Urdu Service	\$6.43 million	2.5	12.5	6.25	16.25	\$6.48 million
VOA	Spanish Service	\$6.31 million	25.08	32.58	9.49	9.49	\$5.59 million
RFA	Tibetan Service	\$5.49 million	4	32	29	168	\$5.30 million
VOA	Deewa Service	\$5.43 million	25	101	14	56	\$4.62 million
VOA	Indonesian Service	\$5.37 million	4.16	11.2	35.97	47.97	\$5.07 million
RFE/RL	Radio Svoboda (Ukraine)	\$5.03 million	5.92	16.59	10.58	16.58	\$5.05 million
RFE/RL	Balkan Service	\$4.75 million	1.67	1.67	28	62	\$5.07 million
VOA	Burmese Service	\$4.72 million	18.75	182.25	0	0	\$4.44 million
VOA	Tibetan Service	\$4.66 million	2.67	36	42	168	\$4.30 million

Service	Name	FY 2022 Total Funding with Program Delivery	FY 2022 Original Broadcast Hours TV/ Video (per week)	FY 2022 Total Broadcast Hours TV/ Video (per week)	FY 2022 Original Broadcast Hours Radio/Audio (per week)	FY 2022 Total Broadcast Hours Radio/Audio (per week)	Estimated FY 2023 Total Funding with Program Delivery
VOA	Kurdish Service	\$4.63 million	5.79	6.93	45.78	70.49	\$3.57 million
RFE/RL	Radio Mashaal (Pashto)	\$4.80 million	0	0	53.82	63	\$4.41 million
RFA	Korean Service	\$4.28 million	2	2	24	66	\$4.47 million
VOA	Horn of Africa Service	\$4.15 million	16.75	16.75	0	0	\$3.55 million
VOA	Turkish Service	\$3.50 million	3	6	0	0	\$3.80 million
VOA	Somali Service	\$3.42 million	24.08	33.58	0	0	\$2.89 million
VOA	Hausa Service	\$3.31 million	0.75	0.75	16	16	\$3.37 million
RFE/RL	Radio Europa Libera (Moldova)	\$3.20 million	0.75	0.75	10.72	12.72	\$3.16 million
VOA	Khmer Service	\$3.15 million	1	1	10.5	21	\$3.13 million
VOA	Swahili Service	\$2.82 million	3.5	3.5	13.2	15.2	\$2.43 million
RFE/RL	Radio Farda (Persian)	\$2.86 million	8	15	121.5	153	\$3.00 million
VOA	Ukrainian Service	\$2.81 million	8	30.5	0	0	\$4.02 million
VOA	Central Africa Service	\$2.70 million	0.25	0.25	21.14	40.14	\$2.69 million
RFE/RL	Radio Azattyk (Kyrgyzstan)	\$2.43 million	5	5	31	52.5	\$2.60 million
RFA	Burmese Service	\$2.46 million	8	77	8	92	\$2.62 million
VOA	Vietnamese Service	\$2.43 million	6	6	2.5	2.5	\$2.31 million
RFE/RL	Radio Tavisupleba (Georgia)	\$2.39 million	3.93	3.93	15.17	17.25	\$2.47 million
RFE/RL	Radio Svaboda (Belarus)	\$2.21 million	0	0	7	168	\$2.35 million
RFA	Uyghur Service	\$2.21 million	1	7	14	98	\$3.23 million
RFE/RL	Radio Azatutyun (Armenia)	\$2.13 million	19.98	86	12.42	12.92	\$2.20 million
VOA	Zimbabwe Service	\$2.10 million	0	0	17	17	\$2.05 million
RFE/RL	Radio Azadliq (Azerbaijan)	\$2.01 million	1.25	1.25	0.5	73.08	\$2.05 million
RFE/RL	Radio Ozodi (Tajikistan)	\$2.00 million	3.42	3.42	11.08	39.33	\$1.96 million
RFA	Khmer Service	\$1.97 million	6	17	6	55	\$2.46 million
VOA	Albanian Service	\$1.82 million	3.8	3.8	0	0	\$2.140 million
RFE/RL	Radio Azattyq (Kazakhstan)	\$1.65 million	1.25	1.25	0	0	\$1.89 million
VOA	Bangla Service	\$1.57 million	0.5	0.5	2.5	5	\$1.93 million

Service	Name	FY 2022 Total Funding with Program Delivery	FY 2022 Original Broadcast Hours TV/ Video (per week)	FY 2022 Total Broadcast Hours TV/ Video (per week)	FY 2022 Original Broadcast Hours Radio/Audio (per week)	FY 2022 Total Broadcast Hours Radio/Audio (per week)	Estimated FY 2023 Total Funding with Program Delivery
RFE/RL	Radio Ozodlik (Uzbekistan)	\$1.82 million	3.63	3.63	8.52	168	\$1.74 million
VOA	Portuguese to Africa Service	\$1.67 million	0.5	0.5	10	10	\$1.45 million
VOA	Serbian Service	\$1.66 million	1.25	1.25	0	0	\$1.83 million
VOA	Creole Service	\$1.51 million	6.5	12	3.76	6.26	\$2.44 million
RFE/RL	Radio Azatliq (Tatar-Bashkir)	\$1.51 million	0	0	1	1	\$1.72 million
RFA	Lao Service	\$1.45 million	0	0	5	53	\$1.72 million
RFA	Vietnamese Service	\$1.43 million	3	4	4	10	\$1.97 million
VOA	Uzbek Service	\$1.18 million	1	2.5	0	0	\$980,000
VOA	Azerbaijani Service	\$1.17 million	3	5.5	0	0	\$948,000
VOA	Georgian Service	\$1.16 million	1.5	1.5	0	0	\$1.12 million
RFA	Cantonese Service	\$1.13 million	12	13	20	72	\$2.09 million
VOA	Bosnian Service	\$1.13 million	1.75	1.75	0	0	\$1.18 million
VOA	Thai Service	\$1.12 million	9.66	3.66	3.7	7.2	\$990,000
VOA	Cantonese Service	\$1.05 million	0.17	0.67	14	61	\$848,000
VOA	VOA Learning English	\$1.03 million	0.73	8.03	3.5	84	\$1.03 million
RFE/RL	North Caucasus Service	\$946,000	0	0	0.75	0.75	\$1.20 million
VOA	Lao Service	\$890,000	2.67	2.67	1.5	2	\$757,000
RFE/RL	Szabad Európa (Hungarian)	\$874,000	0	0	1.33	1.33	\$1.47 million
VOA	Bambara Service	\$849,000	0	0	10.5	14	\$1.01 million
RFE/RL	Radio Azatlyk (Turkmenistan)	\$802,000	0	0	3.5	56	\$879,000
RFE/RL	Svobodna Evropa (Bulgaria)	\$701,000	0.58	0.58	0	0	\$966,000
VOA	Armenian Service	\$697,000	1.75	1.75	0	0	\$722,000
RFE/RL	Europa Liberă (Romania)	\$677,000	0	0	0	0	\$1.12 million
VOA	Macedonian Service	\$670,000	1	1	0	0	\$722,000



U.S. AGENCY FOR GLOBAL MEDIA LANGUAGE SERVICES



VOA's English to Africa Service's daily news show Africa 54.

USAGM LANGUAGE SERVICES

Voice of America (VOA)



VOA NEWS CENTER (LANGUAGE: ENGLISH)

Origin: 1942

FY 2022 Service Actual Spending: \$25.83 million

FY 2022 Service + Program Delivery: \$25.83 million

TV/Video Original Programming: 2.23 hour/week

TV/Video Total Broadcast: 136.03 hours/week

Radio/Audio Original Programming: 78.22 hours/week

Radio/Audio Total Broadcast: 252.98 hours/week

Delivery Method:

TV/Video: Affiliate, Satellite, OTT

Radio/Audio: Affiliate, Shortwave, Medium Wave, USAGM-Owned FM, Satellite

Digital: Website, Social Media, Mobile App, OTT

With bureaus around the world producing original content for web, radio, television, mobile apps and social media, VOA's News Center serves as the agency's 24/7 news hub, supplying more than 40 language services with the core of their programming. It also offers its own programming roster, including weekly television programs such as "The Inside Story" and "VOA Connect," top-of-the-hour radio newscasts updated around the clock, the daily podcast "Flashpoint Ukraine" and weekly "Flashpoint Iran," and award-winning documentaries on topics rarely approached elsewhere. Combined with comprehensive coverage of major news events, enlightening investigations, detailed fact checking by its Polygraph.info team, balanced analysis and extensive beat coverage, the output of VOA's News Center results in a wide-ranging catalog of trustworthy journalism estimated to reach nearly 77 million viewers, listeners, and readers every week.

Major Programs:

- **VOA Connect:** A 30-minute weekly television program featuring stories of people in their own words across the United States telling America's story.
- **Inside Story:** A 25-minute weekly television program hosted by a rotating group of VOA reporters. Each week, The Inside Story provides a wide and deep examination of one issue in the news, using VOA's worldwide reporting strength and often focusing on press freedom and fact checking.
- **English Radio News Briefs:** Hourly English radio news briefs that feature the global news gathering resources of VOA. Each news brief is audio rich with stories from VOA reporters, actualities culled from Language Service interviews, and sound from AP and Reuters correspondents.
- **Major Event Coverage:** The News Center oversees and coordinates agency-wide news coverage planning.
- **Flashpoint Ukraine and Flashpoint Iran:** Podcasts and audio programs that provide unique and comprehensive coverage and discussion of the latest developments in Ukraine and Iran.

VOA LEARNING ENGLISH (LANGUAGE: ENGLISH)

Origin: 1959 (Audio), 2001 (Video & Digital)

FY 2022 Service Actual Spending: \$1.37 million

FY 2022 Service + Program Delivery: \$1.03 million

TV/Video Original Programming: 0.73 hours/week

TV/Video Total Broadcast: 8.03 hours/week

Radio/Audio Original Programming: 3.5 hours/week

Radio/Audio Total Broadcast: 84 hours/week

Delivery Method:

TV/Video: Satellite, OTT/Streaming

Radio/Audio: Affiliate, Shortwave, Medium Wave

Digital: Website, Social Media, Mobile App

VOA Learning English endeavors to engage English learners around the world through lessons and content that speak to the interests of individuals. The Service reaches learners at their level of proficiency—from beginners to intermediate and advanced. Through partnerships with organizations around the world, radio, and television affiliates, as well as multilingual content, Learning English provides audiences with content and curriculum to teach American English in targeted countries and regions. The Service was launched in 1959 producing content using a limited vocabulary and simple writing style to reach English learners. In FY 2022, the Service tracked 386,018 average weekly visits to its website and 779,543 average weekly video views across digital platforms.

Major Programs:

- **English in a Minute:** A short captioned weekly segment explaining American idioms.
- **Everyday Grammar TV:** A captioned weekly series that teaches grammar points for learners of American English.
- **How to Pronounce:** A series to teach pronunciation for learners of American English.
- **Learning English TV:** A one-minute daily report of news and information around the world.
- **Let's Learn English Levels 1 and 2:** A 52-week and subsequent 30-week captioned program for beginning English learners from certified American English teachers.
- **Let's Learn English with Anna!** A 40-week course for children 8 to 12 in English and their native languages, including Amharic, Bambara, Lingala, Uzbek, French, Vietnamese, Korean, and Bangla.
- **Let's Teach English:** An online training program for English language teachers, created in partnership with the University of Oregon.
- **News Literacy:** An online training program to identify reliable sources of information, created in partnership with Stony Brook University.
- **News Words:** A short, captioned weekly program explaining a word or term used in news stories.
- **Audio Daily Podcast:** A daily 30-minute program focusing on news and information for English learners.
- **Curriculum Development:** VOA Learning English works with partners around the world to produce tailored programs for specific audiences.

VOA BAMBARA SERVICE (LANGUAGE: BAMBARA)

Origin: 2013 (2021 as a separate language service)
FY 2022 Service Actual Spending: \$0.77 million
FY 2022 Service + Program Delivery: \$0.85 million
TV/Video Original Programming: 10.5 hours/week
Radio/Audio Original Programming: 14 hours/week
Delivery Method:
TV/Video: Satellite, OTT/Streaming
Radio/Audio: Affiliate, USAGM-owned FM, Streaming
Digital: Website, Social Media, Mobile App

VOA's Bambara Service to Mali produces a mix of news and interactive programming for radio and the internet. VOA Bambara programming airs through local FM transmitters in the three main cities: Bamako, Gao, and Timbuktu. Its programs are also carried by a dozen affiliates in Mali and in Burkina Faso. The Service is a reliable source of news for millions of Malians. It is also one of the main sources of independent news in the country, especially its northern parts, which are largely controlled by Tuareg separatists and Islamist groups. In FY 2022, the Service drew 3,935 average weekly visits to its website and 1.38 million average weekly video views across digital platforms.

Major Programs:

- **Mali Kura:** A weekday 30-minute radio current affairs program. Using phone and face-to-face interviews, stringer and Facebook Live reports, the program covers the latest events in Mali as well as the Sahel region. Its in-depth reporting addresses some of the most complex issues in Mali and in the Sahel.
- **Tabale:** A weekday 30-minute morning radio show hosted live from the Africa Division Reporting Center in Bamako, Mali. It delivers a cutting-edge mix of news, in-depth reporting, and insightful interviews.
- **Farafina Foly:** A one-hour, weekly, interactive radio talk show that focuses on entertainment and music and features major artists, with the participation of youth audiences in the target countries.
- **An Ba Fo:** A live, one-hour, weekly call-in show in which youth, politicians, government officials, activists, artists, or ordinary citizens discuss local issues affecting the lives of millions of people in Mali.

VOA CENTRAL AFRICA SERVICE (LANGUAGE: KINYARWANDA, KIRUNDI)

Origin: 1996
FY 2022 Service Actual Spending: \$2.08 million
FY 2022 Service + Program Delivery: \$2.70 million
TV/Video Original Programming: 0.25 hour/week
TV/Video Total Broadcast: 0.25 hour/week
Radio/Audio Original Programming: 21.14 hours/week
Radio/Audio Total Broadcast: 40.14 hours/week
Delivery Method:
Radio/Audio: Affiliate, Shortwave, Medium Wave
Digital: Website, Social Media, Mobile App

The Great Lakes region of Africa is one of two places in the world where genocide took place in the mid '90s. Since then, the region has been torn by years of ethnic and political strife. VOA Kirundi/Kinyarwanda is a balancing medium that sets standards of impartial and comprehensive reporting, addresses misinformation and disinformation, engages in solutions journalism, promotes

democratic values, and fosters civil dialogue and reconciliation between political stakeholders. In FY 2022, the Service recorded 63,341 average weekly visits to its website and 270,380 average weekly video views across digital platforms.

Major Programs:

- **Murisanga (Call-in Program):** A one-hour daily program that engages audiences on issues of peaceful cohabitation and political tolerance, combating hate speech and dissipating disinformation, especially among younger audiences.
- **Dusangire Ijambo (Panel Discussion):** A weekly 30-minute program that seeks insights from scholars, government officials and civil society leaders on major issues of the day in the Great Lakes region, Africa, and the world.
- **Iwanyu mu Ntara (From the Provinces):** A weekday 30-minute radio show that provides in-depth coverage with reports and features from the 18 provinces of Burundi, 4 provinces of Rwanda, and the four major refugee camps hosting Burundians in Tanzania, DRC, Rwanda, and Uganda. Locally based stringers visit people in their own communities and report on their daily lives in their own voices.
- **Amakuru mu Gitondo (Sunrise Newscasts):** A 30-minute daily radio show about local, regional, and world news, with analysis and perspectives.
- **Amakuru y'Akarere (Regional Newscasts):** A 30-minute daily radio show about local, regional, and world news, with analysis and perspectives.
- **Amakuru ku Mugaroba (Evening Newscasts):** A 30-minute daily radio show about local, regional, and world news, with reaction, analysis, and perspectives.
- **Ejo (Tomorrow):** A 30-minute weekly youth radio program from Rwanda that focuses on youth entrepreneurship and promotes a culture of civil discourse, unity, and reconciliation among youth in the Great Lakes region.
- **Agasaro Kaburaga (The Missing Pearl):** A customized weekend edition of Murisanga primarily focused on family reunification.
- **Dususuruke (Music Program):** A 30-minute weekly radio segment with listeners' music requests that highlights local, regional, and international hits.
- **Heza (Haven):** A 30-minute weekly youth radio program focused on entrepreneurship and innovation in Rwanda.
- **Bungabunga Ubuzima (Healthy Living):** A 15-minute weekly health TV program focused on prevention and practical solutions for Africans, including good health during pregnancy, easy hygiene practices, fitness, and healthy eating habits. The program also informs viewers about the latest health advances, from HIV prevention and treatment, to overcoming food and water-borne diseases, reducing malaria rates or treating cancer.

VOA ENGLISH TO AFRICA SERVICE (LANGUAGE: ENGLISH)

Origin: 1963

FY 2022 Service Actual Spending: \$6.87 million

FY 2022 Service + Program Delivery: \$8.73 million

TV/Video Original Programming: 5.25 hours/week

TV/Video Total Broadcast: 87.25 hours/week

Radio/Audio Original Programming: 58 hours/week

Radio/Audio Total Broadcast: 169 hours/week

Delivery Method:

TV/Video: Affiliate, Satellite

Radio/Audio: Affiliate, Shortwave, Medium Wave

Digital: Website, Social Media, Mobile App

VOA's English to Africa Service provides multimedia news and information covering all 54 countries in Africa. The Service reaches more than 25 million people on the radio, television, web, and social media. VOA programs engage audiences with information about politics, science, technology, health, business, the arts, as well as programming on sports, music, and entertainment. In addition, VOA's English to Africa Service is home to the South Sudan in Focus program, which provides news and information to radio and web consumers in Africa's newest country. In FY 2022, the Service attracted nearly 54 million average weekly video views across digital platforms.

Major Programs:

- **Africa 54:** A 30-minute weekday TV program featuring stories Africans are talking about, with reports from VOA correspondents and interviews with top experts. The show includes the latest developments on health, education, business, and technology, and provides a daily dose of what's trending, including music, fashion, and entertainment.
- **Straight Talk Africa:** Host Hayde Adams and guests discuss topics of special interest to Africans, including politics, economic development, press freedom, human rights, social issues, and conflict resolution during this 60-minute weekly program.
- **Our Voices:** A 30-minute weekly roundtable discussion program with a pan-African cast of women focused on topics of vital importance to African women including politics, social issues, health, leadership, and the changing role of women in their communities. The discussion continues online with a social media presence, creating a platform for a community of inclusion and empowerment.
- **Red Carpet:** A 15-minute weekly TV program that covers the latest in celebrity news, fashion, sports, film, and television around the world.
- **Healthy Living:** A 15-minute weekly TV health show with an emphasis on prevention and practical solutions for Africans including good health during pregnancy, easy hygiene practices, fitness, and healthy eating habits. The show also informs viewers about the latest medical advances, from HIV prevention and treatment to overcoming food and water borne diseases, reducing malaria rates, or treating cancer.
- **Africa News Tonight:** A 25-minute weekday radio news magazine featuring VOA correspondent reports, interviews with African officials, opposition leaders, NGOs, and human rights activists, as well as stories on science and technology, environmental issues, humanitarian issues, and the African diaspora.
- **Daybreak Africa:** A 25-minute weekday radio breakfast show that looks at the latest developments on the continent and provides in-depth interviews, and reports from VOA correspondents.

- **Nightline Africa:** A 55-minute weekend news magazine program highlighting the latest issues and developments on the continent. Correspondents from Washington and across Africa offer in-depth interviews, analysis and features on African arts and culture, sports, and music.
- **South Sudan in Focus:** A 30-minute weekday radio program about South Sudan.
- **Sonny Side of Sports:** Host Sonny Young offers an energetic look at world and African sports, using humor, props, south effects, and correspondent reports from Africa and around the globe in a 30-minute weekly radio program focusing on sports.
- **Up Front:** A 30-minute weekly radio program with host Jackson Mvunganyi who talks to young adults about politics, trends, lifestyles, health, entertainment, and other issues.
- **Encounter:** A 25-minute weekly radio program in which the host and two advocates from the world of politics, culture, public policy, or academia debate a critical issue.
- **Issues in the News:** Washington journalists from print, wire services, and broadcast media discuss the top news stories of the week in this 25-minute weekly radio program. Drawing on their contacts at the White House, Capitol Hill and elsewhere, journalists go beyond the headlines to give listeners the "inside" story.
- **Press Conference USA:** Carol Castiel hosts this 25-minute weekly newsmaker radio program that provides listeners around the globe with information and insights on a wide range of topics spanning U.S. politics, foreign policy, global health, science, and culture.
- **African Beat:** A 55-minute weekday radio program on the latest and greatest of contemporary African music.
- **Music Time in Africa:** A 55-minute weekly radio program that features pan-African music that spans all genres and generations. Ethnomusicologist and host Heather Maxwell updates listeners on African music with exclusive interviews and cultural updates.

VOA FRENCH TO AFRICA SERVICE (LANGUAGE: FRENCH, LINGALA, SANGO, WOLOF)

Origin: 1960

FY 2022 Service Actual Spending: \$5.19 million

FY 2022 Service + Program Delivery: \$6.47 million

TV/Video Original Programming: 3.75 hours/week

TV/Video Total Broadcast: 3.75 hours/week

Radio/Audio Original Programming: 57.08 hours/week

Radio/Audio Total Broadcast: 178 hours/week

Delivery Method:

TV/Video: Affiliate, Satellite

Radio/Audio: Affiliate, Shortwave, USAGM-Owned FM, Satellite, Streaming

Digital: Website, Social Media, Mobile App

VOA's French to Africa Service produces a broad mix of news and interactive programming for radio, television, and the internet. On shortwave, VOA targets 22 Francophone countries in sub-Saharan Africa. On FM, VOA is broadcast on 24/7 transmitters in Abidjan, Bamako, Bangui, Brazzaville, Bukavu, Dakar, Gao, Goma, Kananga, Kigali, Kisangani, Lubumbashi, Matadi, Mbuji-Mayi, N'djamena, Niamey, Ouagadougou, Pointe Noire, and Timbuktu. VOA provides an alternative to state-owned and/or supported media that dominate the airwaves in many of these countries. Although independent radio and television stations are making some advances, many remain subject to government interference. In FY 2022, the Service reported 56,506 average weekly visits to its website and 1.39 million average weekly video views across digital platforms.

Major Programs:

- **LMA TV (Le Monde Aujourd'hui):** A weekday television show with U.S. and international news, correspondent reports from Africa and in-studio analysis of business, technology, social media, and sports.
- **Vous+Nous:** A 30-minute weekly television program that focuses on stories of young people who are improving their lives and communities in the United States and Africa.
- **Washington Forum:** A 30-minute weekly television program with in-depth debate and discussion.
- **Carnet de Santé:** A 15-minute weekly health show focused on prevention and practical solutions for Africans including good health during pregnancy, easy hygiene practices, fitness, and healthy eating habits. The show also informs viewers about the latest medical advances, from HIV prevention and treatment to overcoming food and water borne diseases, reducing malaria rates, or treating cancer.
- **VOA60Afrique:** A one-minute weekday video roundup of the region's top stories.
- **Le Monde Aujourd'hui (Radio):** A 30-minute daily radio news magazine, focuses on issues and perspectives of greatest relevance to the Francophone Africa region. Following a ten-minute roundup of African, U.S. and international news, the program features interviews and Q&As with stringers and newsmakers who discuss in depth the latest developments and issues of interest to listeners in Francophone Africa.
- **A Votre Avis:** A daily call-in show giving voice to VOA Afrique's listeners, who can react on various topics. A Votre Avis is now dedicated, on Fridays, to women's issues and discussions with women of all walks of life about their challenges and accomplishments.
- **L'Amérique et Vous:** A 25-minute weekly interactive radio program with experts, reporters, and listeners by phone and Facebook who discuss American issues and U.S. foreign policy as it affects Africa.
- **Le Dialogue des Religions:** A 25-minute weekly interactive radio program in which theologians, religious leaders, and listeners use the phone and Facebook to discuss topical issues of religion, including traditional African religions.
- **Votre Santé, Votre Avenir:** A 25-minute weekly radio health show offering practical advice on health and dealing with diseases such as AIDS. Testimonies and medical opinions punctuate the show, during which viewers' questions on Facebook are put to healthcare experts.
- **Le Monde au Féminin:** A 25-minute weekly radio-on-TV magazine show that focuses on women and youth issues.
- **RM Show:** A daily hour-long interactive issues and entertainment show with host Roger Muntu, who uses music and chat to entertain and discuss serious social issues with young listeners from across the continent.
- **Sporama:** A popular, fast-paced 25-minute weekly magazine show for the continent's sports fans featuring scores, highlights, analysis with experts, sports reporters, and athletes, as well as discussions with listeners.
- **Focus Sahel:** A weekly 30-minute radio show dedicated to the Sahel region which is facing major security challenges. The show highlights issues such as terrorism, disinformation, refugees and IDPs, and good governance and is broadcast on radio and Facebook Live. The program also includes discussions with journalists from partner stations in the target countries and a fact-checking segment.

• Lingala Programs:

- **Sango ya mokili Lelo:** A 30-minute daily radio news show in Lingala drawn from African division reporting and from Lingala stringers.
- **Bokolongno mpe Bomoyi (Health and Life):** A weekly 10-minute radio health show in Lingala focusing on Ebola and HIV/AIDS drawn from the Africa division's health reporting and from *Votre Sante Votre Avenir*.

• Sango Program:

- **Zia i tene:** A 30-minute weekday radio program offers several segments on national and international news, interviews, analysis, and reactions on various topics, with a special section highlighting Central African artists.

VOA HAUSA SERVICE (LANGUAGE: HAUSA)

Origin: 1979

FY 2022 Service Actual Spending: \$3 million

FY 2022 Service + Program Delivery: \$3.31 million

TV/Video Original Programming: 0.75 hours/week

TV/Video Total Broadcast: 0.75 hours/week

Radio/Audio Original Programming: 16 hours/week

Radio/Audio Total Broadcast: 16 hours/week

Delivery Method:

TV/Video: Affiliate, Satellite

Radio/Audio: Affiliate, Shortwave, Medium Wave, Satellite

Digital: Website, Social Media, Mobile App

Hausa is a West African language spoken by close to 60 million people in the region – primarily in Nigeria, Ghana, and Niger. Other countries with large Hausa-speaking populations include Cameroon, Chad, Libya, Cote d'Ivoire, and Benin. Politically and economically, the targeted countries are vital to U.S. interests, particularly Nigeria with its sizable population of more than 210 million, and its vast oil and gas resources. VOA Hausa offers a total of 16 hours of weekly programming of direct and simulcast broadcasting on shortwave and AM, while the Service's website features live and on-demand audio broadcasts, as well. In addition, to its youth-driven TV current affairs magazine "Taskar VOA," the VOA Hausa program lineup includes integrated newscasts, feature-magazine shows, diverse stringer reports, exclusive interviews and call-in shows with prominent leaders, panel discussions, and online engagement. In FY 2022, the Service attracted 503,149 average weekly visits to its website and nearly 2 million average weekly video views across digital platforms.

Major Programs:

- **Taskar VOA:** A weekly 30-minute youth-driven TV magazine focusing on current affairs, religion, technology, and entertainment.
- **Shirin Safe (Morning Show):** A daily 30-minute radio show focusing on news and current affairs. It is also home to some of the Service's most popular features on politics, corruption, sports, and health.
- **Shirin Hantsi (Mid-Morning Show):** A 30-minute daily radio news show with an emphasis on youth and women's issues.
- **Shirin Rana (Mid-Afternoon Show):** A 30-minute daily radio show that targets people at work and includes special reports and features about young people in the workplace.
- **Shirin Dare (Evening Show):** A 30-minute Monday-Saturday radio show presenting a wrap-up of the day's news from the target area and around the world.
- **Yau Da Gobe:** A weekly 30-minute radio show targeting women

and youth, with a strong online and on-demand presence.

- **Kallabi:** A weekly 30-minute radio show devoted to women's issues produced entirely by women.
- **Lafiyarmu (Health Show):** A weekly 15-minute television show on diagnosis, prevention, and treatment of a variety of diseases commonly found in the target area.

VOA HORN OF AFRICA SERVICE (LANGUAGE: AFAN OROMO, AMHARIC, TIGRIGNA)

Origin: Amharic-1982; Tigrigna and Afan Oromo-1996

FY 2022 Service Actual Spending: \$3.81 million

FY 2022 Service + Program Delivery: \$4.15 million

TV/Video Original Programming: 0.50 hours/week

TV/Video Total Broadcast: 0.50 hours/week

Radio/Audio Original Programming: 16.25 hours/week

Radio/Audio Total Broadcast: 35.75 hours/week

Delivery Method:

TV/Video: Satellite, OTT/Streaming, Affiliate

Radio/Audio: Affiliate, Shortwave, Medium Wave, Satellite

Digital: Website, Social Media, Mobile App

The Horn of Africa Service broadcasts to Ethiopia and Eritrea in three languages: Amharic, Afan Oromo, and Tigrigna. Amharic programming is meant for more than 110 million people living in Ethiopia and Eritrea, as well as diaspora communities throughout the world. Afan Oromo is directed at an estimated 40% of Ethiopians living in the Oromia region of Ethiopia, in northern parts of Kenya and in diaspora, while Tigrigna is heard throughout the Tigray region in northern Ethiopia and in Eritrea. Digital and mobile platforms are also available on the web. The Horn of Africa Service broadcasts local, regional, U.S. and international news, as well as an array of programming about Ethiopian, Eritrean and American cultures, politics, current affairs, economics, health, education, entertainment and more. According to a 2018 survey commissioned by USAGM, VOA is the leading international broadcaster in Ethiopia with a weekly audience of more than 7.5 million. The survey results also indicate that 98% of those surveyed said they "trust VOA's news and information." In FY 2022, the Service recorded 210,514 average weekly visits to its website and 2.69 million average weekly video views across digital platforms.

Major Programs:

- **Amharic Show:** A one-hour daily radio-on-TV Amharic broadcast of regional and world news, as well as an array of engaging and participatory weekly features:
 - **Ask the Doctor:** A 7-minute segment on health topics, including COVID-19.
 - **Education, Development, and Economy:** A 7-minute segment focusing on current issues in education, as well as economic challenges and opportunities.
 - **Democracy in Action:** A 7-minute weekly feature on issues of democracy, social and economic development, and human rights.
 - **Women and Family:** A 7-minute feature highlighting achievements and challenges for women, family matters, and raising children.
 - **Ethiopians in America:** A 7-minute segment featuring stories about Ethiopians living in U.S. diaspora communities.
 - **Americana:** A 7-minute feature on stories about the American way of life, culture, and society
 - **Cultural Mosaic:** A 7-minute weekly segment featuring stories on Ethiopian people, ethnicity, cultures, rituals and traditions, music, literature, and the arts.

- **Call-In-Shows, Panel Discussions, Crossfire:** Weekly segments in which two or more guests offer differing views in a lively debate on important issues of the day in Ethiopia.
- **Sunday Special (Mestewat):** A biweekly (Sunday) radio program including panel discussions on the week's hot issues.
- **Radio Magazine (YeRadio Metsehet):** A biweekly (Sunday) radio program with extensive reporting on selected new topics, as well as entertainment and cultural topics.
- **Gabina VOA:** A fast-paced 30-minute daily radio-on-TV show aimed at youth in Ethiopia and the Ethiopian diaspora. The program explores a range of topics that impact the lives of young people in the region and gives them a forum for expressing their views. Among the topics: migration, health, entrepreneurship, technology and innovation, local governance, music, and life in America.
- **Afan Oromo Show:** A 30-minute daily radio-on-TV show focusing on regional and world news, as well as an array of features on democracy, health, development, agriculture, American stories and more. It also presents reports and interviews of special interest to the Oromo population in Ethiopia and the diaspora, including the following segments:
 - **Did You Know This about Oromos?:** A weekly 8-minute segment.
 - **Highlights of the Week**
 - **Youth Segment (Labata):** a weekly segment focusing on youth issues.
- **Tigrigna Show:** A 30-minute daily radio-on-TV show focusing on news and features of interest to Tigrigna-speaking listeners in northern Ethiopia and Eritrea, including the following segments:
 - **People to People:** A weekly 10-minute segment in which Tigrigna-speaking Ethiopians and Eritreans discuss issues of mutual interest or concern.
 - **Life in America:** A biweekly 7-minute segment.
 - **Eritreans in America:** A biweekly 7-minute feature.
 - **Call-In Segment:** A weekly segment on conflict and humanitarian crisis in Tigray.

VOA PORTUGUESE TO AFRICA SERVICE (LANGUAGE: PORTUGUESE)

Origin: 1976

FY 2022 Service Actual Spending: \$1.57 million

FY 2022 Service + Program Delivery: \$1.67 million

TV/Video Original Programming: 0.5 hours/week

TV/Video Total Broadcast: 0.5 hours/week

Radio/Audio Original Programming: 10 hours/week

Radio/Audio Total Broadcast: 10 hours/week

Delivery Method:

TV/Video: Satellite

Radio/Audio: Affiliate, Shortwave, Medium Wave, Satellite

Digital: Website, Social Media, Mobile App

VOA's Portuguese to Africa Service broadcasts to Lusophone Africa and other countries where there are sizable Portuguese-speaking communities. The Portuguese broadcasts also reach East Timor, a Portuguese-speaking country in Southeast Asia, as well as Brazil via shortwave and the internet. The program line-up includes news, discussions, interviews, and a wide variety of features, including music and art. In addition, the Service broadcasts a daily 30-minute Facebook Live program, Washington After Hours; it produces a Washington bureau feature for the national television of Mozambique, TVM, and it offers several video products, such as

the VOA60 news capsule and the Hollywood-oriented Red Carpet. The Service also provides a 10-minute weekly live news hit for the Mozambican private television station STV and produces a health show titled “Saude em Foco.” It also offers several weekly video packages produced by its stringers in Africa and VOA’s Central News on a variety of topics. In FY 2022, the Service tracked 48,413 average weekly visits to its website and 475,655 average weekly video views across digital platforms.

Major Programs:

- **Saúde em Foco (Health in Focus):** A weekly 15-minute TV discussion show featuring health professionals answering questions from viewers. The show is aired on affiliates in Mozambique.
- **Evening Show:** A 90-minute daily radio program providing a comprehensive look at the day’s events, including business and sports, interviews, reports, and features. The first 30 minutes of the show focuses on Angola.
- **Washington Fora d’Horas (Washington After Hours):** A weekday 30-minute Facebook Live show providing breaking news in politics, economics, and social issues in Lusophone Africa and the world.
- **Washington Direct:** A four-minute weekday digital show featuring news of the day with an emphasis on Lusophone Africa. The show is distributed to subscribers via WhatsApp.
- **Africa Agora (Africa Now):** A weekly 30-minute TV/radio/digital program providing space for debates on current trending topics in Africa in general, and in Lusophone Africa in particular.
- **Passadeira Vermelha (Red Carpet):** A 15-minute weekly television program which covers the latest in celebrity news, fashion, sports, film, and television around the world.

VOA SOMALI SERVICE (LANGUAGE: SOMALI)

Origin: 2007

FY 2022 Service Actual Spending: \$3.12 million

FY 2022 Service + Program Delivery: \$3.42 million

TV/Video Original Programming: 0.58 hours/week

TV/Video Total Broadcast: 0.58 hours/week

Radio/Audio Original Programming: 23.50 hours/week

Radio/Audio Total Broadcast: 33 hours/week

Delivery Method:

TV/Video: Affiliate

Radio/Audio: Affiliate, Shortwave, Medium Wave, USAGM-Owned FM, Satellite

Digital: Website, Social Media, Mobile App

VOA Somali reaches Somalia and neighboring countries on AM, FM, shortwave, the internet, and digital platforms. A team of Somali broadcasters based in Washington, D.C., along with freelance reporters in Somalia and elsewhere in Africa and the world, provides news to a country with a federal government fighting the terrorist group al-Shahab. Online, in FY 2022, the Service received over 244,900 average weekly visits to its website and 1.25 million average weekly video views across digital platforms.

Major Programs:

- **Qubanaha:** A 15-minute weekly television show presenting news and development features from Somalia and North America.
- **Qubanaha Maanta (“Today’s Variety”):** A twice-a-week 10-minute digital program anchored from Washington with U.S. and international news, correspondent reports from Somalia, in-studio analysis of technology and sports, and viewer-contributed video in a “What’s on Your Mind?” segment.

- **The Youth Show:** A 30-minute daily radio show focusing on issues of interest to young Somali speakers.
- **The World Morning:** A 30-minute daily radio show on current affairs.
- **The Afternoon Edition:** A one-hour daily radio show focusing on news of the day in Somalia and the world.
- **The World Tonight:** A one-hour daily radio show broadcast repeated at a different time daily for affiliates.
- **Good Evening, Dadaab:** A 30-minute weekday program on topics related to combating violent extremism.
- **The VOA Torch:** A bi-weekly investigative radio segment.
- **The Call-In Show:** A weekly 20-minute radio show that gives the audience a chance to ask questions about the most important issue of the week.
- **The Newsmaker:** A radio-on-TV 20-minute weekly segment that airs in The World Tonight and focuses on current political and social issues.

VOA SWAHILI SERVICE (LANGUAGE: SWAHILI)

Origin: 1962

FY 2022 Service Actual Spending: \$2.42 million

FY 2022 Service + Program Delivery: \$2.82 million

TV/Video Original Programming: 3.5 hours/week

TV/Video Total Broadcast: 3.5 hours/week

Radio/Audio Original Programming: 13.20 hours/week

Radio/Audio Total Broadcast: 15.20 hours/week

Delivery Method:

TV/Video: Affiliate, Satellite

Radio/Audio: Affiliate, Shortwave, USAGM-owned FM, Satellite

Digital: Website, Social Media, Mobile App

VOA’s Swahili Service broadcasts to several countries in East and Central Africa, including Tanzania, Kenya, Uganda, Burundi, Rwanda, and the Democratic Republic of Congo. Additionally, it caters to Swahili-speaking communities in various pockets of West and Southern Africa, the Middle East, and Asia. VOA Swahili programs are aired on medium wave and several FM affiliates in the region, thereby reaching a weekly audience of fifteen million listeners. In FY 2022, the Service reported 14,622 average weekly visits to its website and nearly 800,000 average weekly video views across digital platforms.

Major Programs:

- **Duniani Leo (World Today):** A 30-minute weekday news television show focusing on the most important stories of the day in the region and the world. With reports from East Africa, Washington, and VOA bureaus around the world, *Duniani Leo* delivers the latest news and analysis, along with regular segments on technology, sports, health, business news, and entertainment.
- **Maisha na Afya (Healthy Living):** A 15-minute weekly TV show with an emphasis on prevention and practical solutions viewers in Africa can use to keep their families healthy. The show incorporates television packages with expert analysis and reports from Africa and around the world.
- **Zulia Jekundu (Red Carpet):** A 15-minute weekly TV program that covers the latest in celebrity news, fashion, sports, film, and television around the world.
- **VOA Express:** A 30-minute weekday youth-oriented radio program that examines major social, cultural, security, youth, and political issues in Kenya and the region.
- **Kwa Undani (In-Depth):** A 30-minute weekday radio news talk show that takes a closer look at major stories of the day. *Kwa Undani* talks to reporters as well as newsmakers from the region to provide more context.

- **Evening Show:** A 30-minute daily radio program on current events in the U.S. and the target region with segments focusing on women, health, and African events. The Friday edition of the show features Live Talk, a 30-minute add-on talk show.
- **Kumekucha (Breakfast):** A 30-minute Sunday-Thursday radio show with news, short features, and a mix of world news and events, targeting early morning commuters. A weekly special segment features interviews with people on the street about their daily lives.

VOA ZIMBABWE SERVICE (LANGUAGE: SHONA, NDEBELE, ENGLISH)

Origin: 2003

FY 2022 Service Actual Spending: \$1.68 million

FY 2022 Service + Program Delivery: \$2.10 million

Radio/Audio Original Programming: 17 hours/week

Radio/Audio Total Broadcast: 17 hours/week

Delivery Method:

Radio/Audio: Shortwave, Medium Wave, Satellite

Digital: Website, Social Media, Mobile App

Voice of America's Studio 7 radio program broadcasts to Zimbabwe on short and medium wave AM frequencies in Shona and Ndebele. Since its launch in January 2003, Studio 7 has continued to be an important source of independent information in a country where one party has ruled since independence in 1980. In FY 2022, the Service tracked 113,889 average weekly visits to its website and 1.15 million average weekly video views across digital platforms.

Major Programs:

- **Studio 7:** A source of extensive and comprehensive coverage of political, economic, and social developments in Zimbabwe. On both its radio and radio-on-TV platforms, the weekday Studio 7 includes 30-minute morning and evening shows in Shona and Ndebele. The shows offer segments that focus on women and youth-related issues, religion and culture, the diaspora community, the rural population, and health – including the HIV/AIDS epidemic – as well as education, arts, and sports. Studio 7 also draws upon a network of stringers inside Zimbabwe, South Africa, and Botswana to provide extensive coverage of developments on the ground, from major cities like Harare, Bulawayo, Gweru, Mutare, Masvingo, Gaborone, and Johannesburg to smaller towns like Victoria Falls, Chinhoyi and Gwanda, as well as rural areas. Studio 7 seeks opinions from a wide range of people, including government officials, opposition parties, as well as members of civil society groups and ordinary citizens.
- **LiveTalk:** A 30-minute call-in TV (simulcast) weekday talk show in English, Ndebele, and Shona. LiveTalk is a platform of engagement that allows Zimbabweans in country and in the diaspora to air their views on developments taking place in Zimbabwe and elsewhere. The program aims to enlighten citizens on critical issues by engaging experts, non-state actors, politicians, and government officials.

VOA East Asia and Pacific

VOA BURMESE SERVICE (LANGUAGE: BURMESE)

Origin: 1943

FY 2022 Service Actual Spending: \$4.27 million

FY 2022 Service + Program Delivery: \$4.72 million

TV/Video Original Programming: 4.75 hours/week

TV/Video Total Broadcast: 147.25 hours/week

Radio on TV (ROTV) Original Programming: 14 hours/week

Radio on TV (ROTV) Total Broadcast: 35 hours/week

Delivery Method:

TV/Video: Affiliate, Satellite

Radio/Audio: Shortwave, Medium Wave, Satellite

Digital: Website, Social Media, Mobile App

Millions of Burmese tune in to VOA's Burmese language broadcasts to find out the latest news from Myanmar, Southeast Asia, the U.S., and the world. The Service's radio and TV shows cover a wide range of topics, from daily news developments to in depth analysis of important global and regional issues, making it one of the most popular international news organizations in Myanmar. The Service reaches 14.5% of the adult population in Burma or 4.57 million people weekly. In FY 2022, the Service drew nearly 7.9 million average weekly visits to its website and 11.68 million average weekly video views across digital platforms.

Major Programs:

- **Daily News from VOA:** A 30-minute live television news program featuring breaking news, interviews, and in-depth reports on Myanmar, Asia, U.S., and world news.
- **Weekend Magazine:** A weekly roundup of high-profile interviews on the latest situation in Myanmar, stories about America, and English Learning (TV).
- **VOA Burmese News for Affiliates:** A 15-minute daily TV news feed to affiliates, currently for Mizzima TV.
- **English Learning:** A 6-minute video segment that helps audiences improve their American English.
- **VOA Burmese News:** Two 1-hour daily live radio shows (one airing in the morning and one airing in the late evening) that include original reporting from Myanmar, Southeast Asia, and the United States, along with analysis and informational reports on civil society. Regular features include:
 - Burma democracy forum
 - Editor's talk with analysts/experts on topical issues
 - China coverage related to BRI and other investments
 - Coverage of Rohingya
 - Women's corner
 - News from ethnic frontiers
 - U.S. political roundtable
 - Health, science, and technology
 - Economics and agriculture
 - Youth programs (education, environment and social landscape)

VOA CANTONESE SERVICE (LANGUAGE: CANTONESE)

Origin: 1987 (also on air 1941–1945 and 1949–1963)

FY 2022 Service Actual Spending: \$0.99 million

FY 2022 Service + Program Delivery: \$1.05 million

TV/Video Original Programming: 0.17 hours/week

TV/Video Total Broadcast: 0.67 hours/week

Radio/Audio Original Programming: 14 hours/week

Radio/Audio Total Broadcast: 61 hours/week

Delivery Method:

TV/Video: Affiliate, OTT/Streaming

Radio/Audio: Affiliate, Shortwave

Digital: Website, Social Media, Mobile App

VOA's Cantonese Service reaches an audience of elite entrepreneurs, businessmen, soldiers, and students as well as aspiring rural residents in south China who either do not understand Mandarin well or prefer their native dialect. The Service also reaches Cantonese speakers in Hong Kong, Macau, Vietnam, Australia, and other Chinese communities where Cantonese is more widely spoken than Mandarin. In FY 2022, the Service reported about 36,000 average weekly visits to its website and nearly 400,000 average weekly video views across digital platforms.

Major Programs:

- **American Report:** A five-minute weekly feature television program that includes the latest developments in science, medicine, and arts and entertainment.
- **Daily Video News:** A five-minute television program that provides the latest news available on the VOA Cantonese website, YouTube, and Facebook pages.
- **VOA60 World:** A daily one-minute television news segment covering major world developments.
- **News in Brief:** A five-minute radio program at the top of the hour during the two-hour daily program, with a predominant focus on U.S.-China relations and international news.
- **Windows to the World:** A 25-minute radio segment repeated four times within the 2-hour daily show. It includes interviews and expert analysis on U.S., China, and world affairs.
- **Popular American:** A 5-minute English teaching radio segment, four times a week, that offers situational dialogue teaching popular American idioms and slang.
- **Building the Nation:** An 8 to 10-minute radio segment, twice a week, that focuses on major events of American history, from the colonial era to the end of the 20th Century.

VOA INDONESIAN SERVICE (LANGUAGE: INDONESIAN)

Origin: 1942

FY 2022 Service Actual Spending: \$5.37 million

FY 2022 Service + Program Delivery: \$5.37 million

TV/Video Original Programming: 4.16 hours/week

TV/Video Total Broadcast: 11.2 hours/week

Radio/Audio Original Programming: 35.97 hours/week

Radio/Audio Total Broadcast: 47.97 hours/week

Delivery Method:

TV/Video: Affiliate, OTT/Streaming

Radio/Audio: Affiliate, Satellite, Streaming, Podcasts

Digital: Website, Social Media, Mobile App

VOA's Indonesian Service provides a wide variety of news and information programs to the country with the world's largest Muslim population, the world's third largest democracy and the world's fourth largest population overall. Research shows VOA Indonesian reaches 36.5 million people weekly, who say that owing to VOA's balanced and objective reporting, they have a better understanding of America. The Service reaches its audience via TV, radio, and digital platforms, including websites and social media. Over the years, VOA Indonesian has built an extensive TV and radio affiliate network to reach the widest possible audience including that in remote areas. In FY 2022, the Service tracked 125,854 average weekly visits to its website and nearly 3.6 million average weekly video views across digital platforms.

Major Programs:

- **Dunia Kita (Our World):** A weekly half-hour human-interest TV magazine show airing on the first 24-hour news channel in Indonesia, Metro TV. It is VOA's longest-running TV show.
- **Laporan VOA (VOA Report):** Weekday economic reports for Metro TV's business newscasts.
- **Warung VOA (VOA Café):** A weekly 30-minute talk show in Indonesian and Javanese exploring culture and lifestyle for JTV in East Java.
- **Susah Nggak Ya (Is It Difficult?):** A weekly 3-minute look behind the scenes of how something is made or achieved. It airs nationwide by SCTV in Jakarta.
- **Reportase Weekend:** A weekly 30-minute TV show that highlights the week's most important news and features culinary, lifestyle and technology reports. Aired nationwide on state broadcaster TVRI.
- **Sapa Dunia (Greetings, World):** A weekly 5-minute segment featuring current affairs and human-interest stories for Kompas TV.
- **VOA This Morning:** A flagship weekday half-hour show that brings listeners news and features of the day from the U.S., Indonesia, and the world. The show also highlights stories on the Indonesian diaspora around the globe and features a podcast that dives deep into the day's topic.
- **Start Your Day with VOA:** A 30-minute daily morning news program for the Sindo Radio Network, one of the largest radio networks in Indonesia.
- **VOA Executive Lounge:** A 30-minute talk show that targets young professionals through the PasFM Radio Network and other affiliates.
- **Gondangdia:** A weekly interactive live show between VOA and state broadcaster RRI discussing updates on America and stories of the Indonesian diaspora. The show features Indonesian dangdut music, aired on 30 RRI relay stations across Indonesia.
- **Gak Baisa ("Extraordinary"):** A short documentary series featuring inspiring profiles of individuals or groups from Indonesia who overcome barriers to achieve something remarkable.
- **Ketika Hidup Diperjuangkan ("When Life Gives You Lemons"):** a video podcast series featuring heart-to-heart conversations between VOA hosts and a diaspora member who shares their life's struggle as someone who comes to the U.S. from Indonesia.
- **Behind the Scenes (BTS) of the White House:** a podcast series co-hosted by VOA White House Bureau Chief that breaks the latest and most important issues in U.S. politics.

VOA KHMER SERVICE (LANGUAGE: KHMER)

Origin: 1962 (also on air 1955-1957)

FY 2022 Service Actual Spending: \$2.95 million

FY 2022 Service + Program Delivery: \$3.15 million

TV/Video Original Programming: 1 hour/week

TV/Video Total Broadcast: 1 hour/week

Radio/Audio Original Programming: 10.5 hours/week

Radio/Audio Total Broadcast: 21 hours/week

Delivery Method:

TV/Video: Affiliate

Radio/Audio: Affiliate, Shortwave, Medium Wave

Digital: Website, Social Media, Mobile App

VOA KOREAN SERVICE (LANGUAGE: KOREAN)

Origin: 1942

FY 2022 Service Actual Spending: \$5.90 million

FY 2022 Service + Program Delivery: \$7.43 million

TV/Video Original Programming: 2.8 hours/week

TV/Video Total Broadcast: 2.8 hours/week

Radio/Audio Original Programming: 39.5 hours/week

Radio/Audio Total Broadcast: 49 hours/week

Delivery Method:

TV/Video: Satellite, OTT/Streaming

Radio/Audio: Affiliate, Shortwave, Medium Wave, Satellite, Streaming

Digital: Website, Social Media, Mobile App

VOA's Khmer Service is a 24/7/365 multimedia news operation reaching its audience in Cambodia by radio, TV, and the internet, building on the foundation of reliability established by broadcasting through three decades of war. VOA programs serve Cambodians as a lifeline to the world and as a trusted source of news and information about the U.S., Asia, and Cambodia in the Khmer language. According to USAGM research, in 2019, VOA Khmer reached 8.5% of Cambodia's adult population weekly across all platforms, equivalent to nearly one million people. In FY 2022, the Service received 91,537 average weekly visits to its website and 2.66 million weekly video views across digital platforms.

Major Programs:

- **Washington Nexus:** A weekly 12-minute interactive TV program about U.S. politics with TV affiliate station CNC in Phnom Penh.
- **Creative Cambodia:** A program that highlights the independent-thinking, commitment, and passion required for premium creative work through interviews and news-feature TV-video packages about accomplished and often trail-blazing Cambodians in the U.S. and in Cambodia.
- **Reporter's Notes:** A 25-minute explanatory journalism program each month that features a discussion with a VOA Khmer journalist on a trending topic.
- **VOA Today:** TV news-insert stories on U.S. news, trends, and culture.
- **Cambodian Spotlight:** Original news and interviews with TV coverage of Cambodia and Cambodians.
- **Envision Cambodia - season two:** A six-episode podcast series looking at Digital Culture featuring insights from six Cambodian innovators, influencers, and technology professionals.
- **U.S. Business:** TV news-insert packages about American business, trade policy, commerce, and entrepreneurs.
- **Evening News Hour:** A 60-minute international breaking news and features program that covers the latest developments in the U.S., Asia, Cambodia, and the world. It brings global and regional perspectives and analysis that domestic Khmer-language media neglects.
- **Hello VOA-Interview:** A 25-minute in-depth interview program that features guests from politics, the government, NGOs, the business world, academia, and the scientific community.
- **Sunrise News:** A 30-minute news program each morning covering local, regional, and international developments.

VOA's Korean Service targets elites in North Korea, who represent 10 to 15% of the population, via radio and the internet with uncensored news and information that is unavailable to North Koreans through state-controlled North Korean media. The Service also targets North Koreans who can watch television transmitted from stations along the South Korean border. While overlapping with the Service's target group of elites, this secondary target is wider because it includes all residents living near the border – a group more likely to have already recognized the differences between life in the North and South. VOA Korean provides relevant news and information about the U.S. and the world. Online, in FY 2022, the Service saw 58,066 average weekly visits to its website and over 300,000 weekly video views across digital platforms.

Major Programs:

- **Washington Talk:** A 25-minute Washington-based discussion series reviewing the week's top events affecting North Korea from the perspective of the United States, featuring VOA journalists and top experts.
- **VOA Newscast:** A ten-minute television news program that provides major news stories with analysis of special interest to North Koreans.
- **VOA News Today:** A three-hour daily news show that provides comprehensive news coverage on North Korea from Washington and Seoul. It includes live 5-minute newscasts at the top of every hour with the latest news headlines from around the world.
- **Early Morning:** A one-hour program that covers the major developments around the Korean peninsula and discusses the U.S. reaction to them.
- **Live from Washington:** A two-hour daily radio show about current events as well as entertainment developments in the United States and around the world.
- **Washington News Parade:** A one-hour news program that offers original reporting and in-depth coverage on North Korea.
- **Global Now:** A two-minute daily program that presents the day's major news from around the world.
- **The News Unwound:** A five-minute weekly program that explains the driving factors behind significant events.
- **English Learning Programs:**
 - **How to Pronounce:** A two-minute weekly lesson designed to teach beginning learners of English how to pronounce English sounds.
 - **Everyday Grammar:** A two-minute weekly lesson series to teach grammar for learners of American English.

VOA LAO SERVICE (LANGUAGE: LAO)

Origin: 1962

FY 2022 Service Actual Spending: \$0.84 million

FY 2022 Service + Program Delivery: \$0.89 million

TV/Video Original Programming: 0.17 hours/week

TV/Video Total Broadcast: 0.17 hours/week

Radio/Audio Original Programming: 1.5 hours/week

Radio/Audio Total Broadcast: 2 hours/week

Radio on TV (ROTV) Original Programming: 2.5 hours/week

Radio on TV (ROTV) Total Broadcast: 2.5 hours/week

Delivery Method:

TV/Video: Affiliate

Radio/Audio: Affiliate, Shortwave, Medium Wave

Digital: Website, Social Media, Mobile App

VOA reaches audiences throughout Laos, as well as Lao-speaking people in northeast Thailand. The broadcasts are available on medium wave, local affiliate stations, and the internet. VOA Lao programs offer a reliable connection to the outside world for Lao listeners, who live under strict media censorship, and serve as a resource for well-educated Laotians, especially young professionals, bureaucrats, and businesspeople. One of the most popular international broadcasters in Laos, in FY 2022, the Service drew nearly 102,000 average weekly visits to its website and 1.93 million weekly video views across digital platforms.

Major Programs:

- **News Words for Your Show:** A five-minute television video segment airing twice weekly on Lao National TV that teaches English words as they appear in the news.
- **Learning English:** A five-minute English lesson airing weekly from Saturday to Thursday on Lao National Radio that includes dialogue and narrative on various topics ranging from science and education to culture.
- **Regional and World News:** A 30-minute daily radio show that covers regional and world news, correspondent reports, news analysis, and weekly features on Laotians living and working overseas, which include interviews with Lao migrant workers in Thailand, and members of the diaspora. Current affairs reports include news analysis from political experts, environmentalists, human rights lawyers, university professors, and other newsmakers in the U.S. and overseas. Other segments include features on business, health, development, technology, women, culture, and the country's youth. The Service also produces features on Lao and American music by request.

VOA MANDARIN SERVICE (LANGUAGE: MANDARIN)

Origin: 1941

FY 2022 Service Actual Spending: \$13.47 million

FY 2022 Service + Program Delivery: \$14.22 million

TV/Video Original Programming: 6 hours/week

TV/Video Total Broadcast: 56 hours/week

Radio/Audio Original Programming: 5 hours/week

Radio/Audio Total Broadcast: 50 hours/week

Delivery Method:

TV/Video: Affiliate (limited), Satellite

Radio/Audio: Shortwave, Medium Wave, Satellite

Digital: Website, Social Media, Mobile App

VOA's Mandarin Service reaches the Chinese-speaking population in the People's Republic of China and around the world with daily television and radio broadcasts as well as digital content that tells the story of America and its relations with China. For nearly eight decades, VOA Mandarin has provided uncensored and fact-based news about significant developments in China and around the world that empowers its audiences in mainland China, Hong Kong, and Taiwan to make informed decisions. In FY 2022, VOA Mandarin reported over 1.4 million average weekly visits to its website and more than 2.11 million weekly video views across digital platforms.

Major Programs:

- **Issues & Opinions:** A weekday 60-minute television talk show on major developments in China.
- **Windows on the World:** A daily current affairs program reflecting the latest news in the U.S.
- **Day Day Up:** A window into how Americans talk about trending Chinese topics on social media.
- **Eagle and Shield:** A weekly ten-minute news and technology review show that focuses on American military affairs and the latest in military technology development.
- **Side by Side:** This weekly show uses trending issues in China as news pegs to discuss how things are done differently in the U.S.

VOA THAI SERVICE (LANGUAGE: THAI)

Origin: 1962 (also on air 1942-1958)

FY 2022 Service Actual Spending: \$1.12 million

FY 2022 Service + Program Delivery: \$1.12 million

TV/Video Original Programming: 0.66 hours/week

TV/Video Total Broadcast: 0.66 hours/week

Radio/Audio Original Programming: 3.7 hours/week

Radio/Audio Total Broadcast: 7.2 hours/week

Radio on TV (ROTV) Original Programming: 3 hours/week

Radio on TV (ROTV) Original Programming: 3 hours/week

Delivery Method:

TV/Video: Affiliate, Satellite, OTT/Streaming

Radio/Audio: Affiliate, Streaming

Digital: Website, Social Media, Mobile App

VOA's Thai Service broadcasts news on a wide range of topics, including geopolitics, business, and English learning, for audiences who live in Thailand, the neighboring countries, and other territories around the world. The Service reaches its audiences through a multimedia approach, using TV, radio, and digital platforms, including website and social media. Weekly video reports profile the Thai diaspora living in the U.S. VOA Thai reaches 5% of the adult population in Thailand, or 2.7 million people. In FY 2022, the Service reported over 58,000 average weekly visits to its website and nearly 980,000 weekly video views across digital platforms.

Major Programs:

- **Hotline News from VOA Washington:** A live news program designed for rush-hour commuters, airing two times every morning Monday through Friday. Each show includes world news as well as features that explain U.S. government and economic policies, U.S. relations with Asian countries, and special segments on business, science, technology, education, and social issues.
- **Weekend with VOA:** A 30-minute show airs every Saturday in a talk show format, summarizing important events of the week. It includes entertainment news, including movie reviews and pop music selections, as well as features on American culture and interviews with Thais living in or visiting the U.S.

- **Let's Learn English:** A Sunday show that teaches English through relatable examples.
- **Special Reports from America:** Video packages covering a wide range of topics, including U.S.-Thai relations and the Thai diaspora. The packages air on MCOT and TNN news, two major television broadcasters in Thailand. State-owned NBT also uses the Service's international news content frequently.
- **Facebook/YouTube Live News Programs:** The Hotline News from VOA Washington and Weekend with VOA radio programs are reformatted and broadcast live on Facebook as video shows.
- **Diaspora Stories:** Original video stories on VOA Thai's multimedia platforms, about people in the Thai diaspora community in the U.S. The features profile a wide array of people, from students and scholars to undocumented workers and entrepreneurs.
- **Documentaries:** VOA's Thai Service produces short documentaries on special occasions including the VOA Director's Pitch Competition for Women's Stories in 2021 and 2022. Thai PBS, a large broadcaster in Thailand, uses content on its new OTT platform.

VOA TIBETAN SERVICE (LANGUAGE: TIBETAN)

Origin: 1991

FY 2022 Service Actual Spending: \$4.35 million

FY 2022 Service + Program Delivery: \$4.66 million

TV/Video Original Programming: 2.67 hours/week

TV/Video Total Broadcast: 36 hours/week

Radio/Audio Original Programming: 42 hours/week

Radio/Audio Total Broadcast: 168 hours/week

Delivery Method:

TV/Video: Satellite

Radio/Audio: Shortwave, Satellite, Streaming

Digital: Website, Social Media, Mobile App

VOA's Tibetan Service reaches its audience through television, radio, the internet, and social media platforms with uncensored news otherwise unavailable to Tibetans through state-controlled Chinese media. VOA offers discussions on important issues, providing information that supports Tibetan civil society while countering official Chinese propaganda and misinformation about the U.S. VOA Tibetan audiences are located in the Tibet Autonomous Region, the autonomous Tibetan areas in the Chinese provinces of Qinghai, Sichuan, Gansu, and Yunnan, and in Bhutan, Nepal, and India. While it is not possible to measure VOA audiences in Tibet, it is believed that some portion of the recently measured VOA audience in India reflects VOA Tibetan programming and affiliations in India. In FY 2022, the Service attracted 35,113 average weekly visits to its website and 353,848 weekly video views across digital platforms.

Major Programs:

- **Kunleng Forum:** A 35-minute TV program that tackles cultural and current affairs topics not easily discussed inside Tibet, airing on Wednesdays and Fridays.
- **Kunleng News:** A 15-minute television program with news about the U.S., the world, and Tibet, airing twice weekly via webcast and simulcast on radio.
- **Headline News:** A five-minute webcast video roundup of Tibetan and world news twice a week.
- **Cyber Tibet:** A ten-minute TV/audio roundup of trending Tibetan online activities, music, video posts, blogs, and website happenings.
- **Pelok:** A 15-minute TV and radio/audio weekly book program introducing modern Tibetan and world literature and authors.
- **Table Talk:** A 15-minute weekly radio/audio program with newsmakers, writers, artists, entrepreneurs, educators, and politicians.

- **Khawai Mina:** A 15-minute TV and radio/audio program showcasing Tibetans in various fields whose work impacts Tibetan society culturally and politically.

VOA VIETNAMESE SERVICE (LANGUAGE: VIETNAMESE)

Origin: 1951 (also on air 1943-1946)

FY 2022 Service Actual Spending: \$2.43 million

FY 2022 Service + Program Delivery: \$2.43 million

TV/Video Original Programming: 6 hours/week

TV/Video Total Broadcast: 6 hours/week

Radio/Audio Original Programming: 2.5 hours/week

Radio/Audio Total Broadcast: 2.5 hours/week

Delivery Method:

TV/Video: Satellite, OTT/Streaming

Radio/Audio: Podcast

Digital: Website, Social Media, Mobile App

VOA's Vietnamese Service broadcasts news and feature stories about Vietnam, the U.S. and the world via TV, social media, and the internet. The Service provides Vietnamese audiences with accurate and balanced news in a market with limited news outlets. Two VOA contributors—Le Anh Hung and Pham Chi Dung—are currently in jail in Vietnam for their journalistic work. According to the latest USAGM data (from 2020), the Service reaches 2.1% of the adult population in Vietnam. Online, in FY 2022, VOA Vietnamese saw 262,715 average weekly visits to its website and 7.02 million weekly video views across digital platforms.

Major Programs:

- **VOA Express:** A 30-minute flagship news program that includes on-the-ground reporting from stringers in Vietnam and from video journalists in Washington D.C.
- **Audio:** A 10-15-minute daily (not on Sundays) podcast on global news. A 10-15-minute daily (not on weekends) podcast on Vietnam news. A 15-30-minute podcast on Sundays with feature stories, interviews, trending topics. Five 30-60-minute weekly "VOA Talk Shows" podcasts. Audio of the weekly live streaming talk shows on Facebook and YouTube.
- **Study in the U.S:** A weekly, 30-minute interactive live digital show featuring in-depth interviews on Facebook Live and YouTube with education experts and students on studying in the U.S.
- **U.S. Immigration:** A weekly, 30-to-60-minute interactive live digital show with experts, discussing U.S. immigration policies, and answering audience questions via Facebook and YouTube.
- **Your Health:** A weekly live interactive program on Facebook and YouTube with health experts covering all aspects of health care and answering questions from the audience.
- **EconTalk:** A weekly live talk show on Facebook and YouTube with a guest expert discussing economics in daily life, analyzing the latest economic news, and taking questions from the audience.

VOA ALBANIAN SERVICE (LANGUAGE: ALBANIAN)

Origin: 1943 (closed in 1945, reopened in 1951)
FY 2022 Service Actual Spending: \$1.81 million
FY 2022 Service + Program Delivery: \$1.82 million
TV/Video Original Programming: 3.8 hours/week
TV/Video Total Broadcast: 3.8 hours/week
Delivery Method:
TV/Video: Affiliate, Satellite, Digital VOD and VOIP distribution, Streaming
Radio/Audio: Streaming (TV/Video simulcast)
Digital: Website, Social Media, Mobile App

Employing a cross-platform content strategy, VOA Albanian informs, engages, and connects its audience in Albania, Kosovo and Albanian-speaking areas of North Macedonia, Serbia, and Montenegro. The Service serves as a de facto “Washington Bureau” for its affiliate stations, explaining U.S. foreign policy objectives, in a region still vulnerable to internal and external destabilizing forces. The media in the target area are still subject to control and influence by the government, political parties, and powerful business interests. Journalists regularly practice self-censorship to suit the economic interests of media owners, and reporting is especially vulnerable to editorial pressure. In this politicized media market, VOA’s Albanian Service continues to be a trusted and authoritative source of news and information.

The Service focuses its coverage on democratic reforms, ethnic reconciliation and regional cooperation, the importance of the rule of law, and the fight against corruption and organized crime. The Service’s programming is widely disseminated by local media on TV and on the web. In the politicized media markets of Albania, Kosovo, and the Albanian-speaking areas of North Macedonia, VOA’s Albanian Service reaches nearly 1.2 million adults every week (27.1% in Albania, 26.1% in Kosovo, and 9.9% in North Macedonia). In FY 2022, the Service received nearly 62,000 average weekly visits to its website and over 2.7 million weekly video views across digital platforms.

Major Programs:

- **Ditari (Journal):** A popular daily 30-minute news and information television program recognized as trustworthy and credible by the audience. The show airs in 41 TV affiliates in Albania, Kosovo, North Macedonia, Montenegro, and Serbia, providing them with unique content from Washington, D.C., and other Albanian diaspora centers in the United States.
- **Special Reports:** In addition to its regularly scheduled TV programs, VOA Albanian provides special reports (interactives) for four top-rated affiliates, two in Albania and two in Kosovo. These largely focus on major political developments in the United States and provide U.S. perspectives on events affecting the region.

VOA ARMENIAN SERVICE (LANGUAGE: ARMENIAN)

Origin: 1951
FY 2022 Service Actual Spending: \$0.70 million
FY 2022 Service + Program Delivery: \$0.70 million
TV/Video Original Programming: 1.75 hours/week
TV/Video Total Broadcast: 1.75 hours/week
Delivery Method:
TV/Video: Affiliate, Satellite, Digital VOD and VOIP Distribution, Streaming
Digital: Website, Social Media, Mobile App

VOA’s Armenian Service is an important source of news and information about the United States, its society and institutions, and its policies toward Armenia. Armenia’s foreign policy has been traditionally aligned with Russia, which has been its key strategic partner for decades. However, the government in Yerevan has been gradually shifting away from the Kremlin’s grip, especially in the wake of recent conflicts in Nagorno-Karabakh and Russia’s aggression of Ukraine. Still, open criticism of the Russian government is not encouraged in Armenia’s main media outlets. Now the only Armenian-language outlet to explain global developments and U.S. policies and goals in the region, and counter Russian disinformation regarding U.S. developments and policies, the Service is consistently recognized by its audience as a trusted and reliable source of news and information. It also remains the only platform that focuses on the influential Armenian diaspora in the United States.

VOA Armenian stories are regularly republished by Armenia’s leading media outlets, often dominating the news agenda with U.S.-focused reporting. VOA’s Armenian Service is one of the agency’s smallest but most effective services, with a measured weekly reach of 21.3% in Armenia. Online, in FY 2022, VOA Armenian saw almost 19,000 average weekly visits to its website and nearly 2.6 million weekly video views across digital platforms.

Major Programs:

- **Armenian Daily Report:** A 10-to-15-minute television feed Monday through Friday that focuses on U.S. and world events, U.S. foreign policy, business, science, and U.S.-Armenia relations. The segments the Service produces are inserted in the affiliate station’s news program, which airs several times a day.
- **View from America:** A 20-minute weekly magazine program that focuses on telling America’s story, highlighting features about the Armenian American diaspora, and featuring reports on science, social issues, health, culture, and entertainment. The show airs via the affiliate TV channel.
- **Good Morning:** A three-to-five-minute daily segment Monday through Friday focusing on American life and the Armenian diaspora. The segments are inserted in the affiliate station’s “Good Morning” show. All three programs are aired by Armenia TV and published on the Service’s digital platforms.
- **One Woman’s Story:** A five-to-eight-minute digital and TV self-narrated mini-documentary segment produced weekly via the Storyhunter platform. Themes vary, reflecting trending topics, social and cultural issues, as well as success stories from the United States and from Armenia.

VOA BOSNIAN SERVICE (LANGUAGE: BOSNIAN)

Origin: 1996

FY 2022 Service Actual Spending: \$1.11 million

FY 2022 Service + Program Delivery: \$1.13 million

TV/Video Original Programming: 1.75 hours/week

TV/Video Total Broadcast: 1.75 hours/week

Delivery Method:

TV/Video: Affiliate, Satellite, Digital VOD and VOIP Distribution, Streaming

Digital: Website, Social Media, Mobile App

VOA's Bosnian Service is a trusted source of news and information in Bosnia-Herzegovina about the United States, the Western Balkans, and the world. Through its varied, multimedia programming, with a focus on television and digital, the Service reaches a sophisticated audience in a region of strategic interest to the United States. Bosnia remains divided along ethnic lines and faces daunting political and economic challenges primarily because of endemic corruption, dysfunctional institutions, and malign foreign influences, with the economy in peril and a high rate of unemployment among youth. Russia has made concerted efforts to increase its influence in the Balkans, particularly among Bosnian Serbs. By delivering accurate information about U.S. policies and actions, VOA's Bosnian Service provides a counterbalance to growing Russian propaganda.

The Service's reporters in Washington, D.C., share America's democratic experience and focus on content about American life, thought and institutions. The Service also helps the audience to improve its understanding of U.S. society, policies, and perspectives, and is often the medium of record regarding pronouncements by U.S. officials. VOA's Bosnian Service reaches 16.8% of adult Bosnians, or 424,000 people, each week through its nationally distributed, live TV programming, documentary series and growing digital outreach. In FY 2022, the Service drew about 19,000 average weekly visits to its website and nearly 271,000 weekly video views across digital platforms.

Major Programs:

- **Studio Washington:** A live, 15-minute news and current affairs television program, which airs Monday through Friday by satellite and on 15 TV stations throughout Bosnia-Herzegovina. The show includes interviews with newsmakers from the United States and the target region.
- **Interactives:** The Service also conducts three weekly interactive programs with the major affiliate stations, which are among Bosnia's leading TV channels – a live report to FEDERALNA TV, a live report to TV Sarajevo and a pre-recorded report to BHT1 (Bosnian public broadcaster). The three reports to partner stations focus on major political and social issues in the United States, providing American perspectives on developments affecting the audience.

VOA GEORGIAN SERVICE (LANGUAGE: GEORGIAN)

Origin: 1951

FY 2022 Service Actual Spending: \$1.16 million

FY 2022 Service + Program Delivery: \$1.16 million

TV/Video Original Programming: 1.5 hours/week

TV/Video Total Broadcast: 1.5 hours/week

Delivery Method:

TV/Video: Affiliate, Digital VOD and VOIP Distribution, Streaming

Digital: Website, Social Media, Mobile App

VOA's Georgian Service employs an interactive mix of television and digital programming to provide reliable, objective, and fact-based news and information to Georgian-speaking audiences, including those in Georgian territories occupied by Russia. With the growing political polarization and instability in Georgia, Russian hybrid and influence operations and media propaganda in the region, Russia's invasion of Ukraine, and the real threat of conflict spillover, the Service continues to provide otherwise rarely available objective and fact-based news and information.

VOA's Georgian Service also fills the gaps where local media does not provide international news. The audience views the Service as a "window on the United States," providing valuable insights into American life, thought and institutions, and analysis on Georgia's democratic evolution and its prospects for Euro-Atlantic integration. The Service currently reaches 8.5% of the adult population in Georgia, or nearly 240,000 people, each week. Online, in FY 2022, VOA Georgian recorded over 57,000 average weekly visits to its website and nearly one million weekly video views across digital platforms.

Major Programs:

- **Washington Today:** A weekly 20-minute TV magazine carried by nationwide Georgian Public Broadcaster, focusing on developments in the United States, American perspectives on major developments in the target area, and the Georgian diaspora, and providing features on social issues, medicine, science, technology, and culture.
- **Studio Washington:** A five-minute daily news bulletin carried by 25 regional affiliate TV stations aired Monday-Friday that covers major developments in the United States and globally and provides news and analysis pertaining to Georgia and/or the target region.
- **View from Washington:** A weekly 20-minute TV show carried by affiliate TV Pirveli on Saturdays in primetime. The program includes a long-format interview with American decision-makers, experts, and influencers who discuss democratic values, American foreign policy towards the target region, and social, economic, and political processes, and a TV package explaining the topics and giving context.
- **Interactives:** VOA's Georgian Service conducts regular weekly reporting and live interactives for affiliates, including Achara TV, TV Pirveli, Business Media Georgia, MAESTRO TV, Formula TV, and the Georgian Public Broadcaster. In addition, the Service conducts *ad hoc* live interactives/reporting with affiliates and other stations on breaking news in the United States.

VOA MACEDONIAN SERVICE (LANGUAGE: MACEDONIAN)

Origin: 1999

FY 2022 Service Actual Spending: \$0.67 million

FY 2022 Service + Program Delivery: \$0.67 million

TV/Video Original Programming: 1 hour/week

TV/Video Total Broadcast: 1 hour/week

Delivery Method:

TV/Video: Affiliate, Digital VOD and VOIP Distribution, Streaming

Digital: Website, Social Media, Mobile App

VOA's Macedonian Service is the top-rated international broadcaster in the Republic of North Macedonia, bringing original, exclusive, and comprehensive reporting in a challenging media environment that copes with insufficient resources and political pressure on the

media. As a trusted source of news, information and analysis, VOA's Macedonian Service contributes significantly to the audience's understanding of current events and U.S. policies and institutions. Employing a digital-first strategy, the Service offers a close look at life in the United States and tells America's story to the audience, exemplifying the principles of a free press. VOA's Macedonian Service also provides a fact-based alternative to the disinformation provided by outside players with malign interests in the region such as China and Russia, especially following Russia's war in Ukraine.

Reaching 11.3% of the adult population (or 190,000 people) weekly, the Service has significant impact on the local news agenda with its comprehensive coverage of the news, exemplifying the principles of a free press while reporting on a wide variety of issues, including human rights, lack of the rule of law, the plight of migrants, and women's rights in particular. In FY 2022, the Service reported over 102,000 average weekly visits to its website and 425,292 weekly video views across digital platforms.

Major Programs:

- **Interactives:** VOA's Macedonian Service conducts four regular weekly interactives with affiliates. Telma TV carries the Service's interactive on Mondays and Tuesdays, and Alfa TV on Saturdays and often on Sundays. Sitel TV is taking the segment on Thursdays and the Service is beginning cooperation with MRTV –Macedonian Public Television–starting in May 2023. All of the affiliates are incorporating the segments in their respective primetime nightly news shows.

VOA RUSSIAN SERVICE (LANGUAGE: RUSSIAN)

Origin: 1947

FY 2022 Service Actual Spending: \$9.28 million

FY 2022 Service + Program Delivery: \$9.28 million

TV/Video Original Programming: 12.5 hour/week

TV/Video Total Broadcast: 12.5 hour/week

Radio/Audio Original Programming: 1 hour/week

Radio/Audio Total Broadcast: 1 hour/week

Delivery Method:

TV/Video: Affiliate, Satellite, Digital VOD and VOIP Distribution, OTT, Streaming

Radio/Audio: Podcasts, Streaming

Digital: Website, Social Media, Mobile, and OTT Apps

Denied direct distribution and program placement on Russia's media outlets, VOA's Russian Service employs a digital-first strategy that is constantly evolving to address the rapidly changing and increasingly restrictive environment in Russia that became even more critical following the Kremlin's invasion of Ukraine. VOA's Russian Service constantly explores and adopts new tactics to inform, engage and connect the information-deprived Russian audiences in the country and beyond across desktop, mobile and social platforms.

The Service's multimedia content includes video streaming, social media products, and expert media projects, providing important context and alternative viewpoints on important events in the United States, Russia and globally that are not otherwise presented by Russian-controlled TV and media outlets. VOA's Russian Service reaches 1.4% of the adult population in Russia weekly, and over 5.5 million people across its various markets in the region and beyond. In FY 2022, the content produced by the Service drew over 800,000 average weekly visits to its website and 8.72 million weekly video views across digital platforms.

Major Programs:

- **America:** A one-hour, live daily television newscast providing U.S. and international news for the Russian-speaking population globally. The program features live correspondent reports, interviews with newsmakers, updates from Wall Street and the New York business world, as well as the latest in science and technology, medicine, and entertainment news. A stringer network across the United States provides news and feature programming in major American cities.
- **Itogi:** A weekly (Saturday) 30-minute analytical television magazine featuring alternative viewpoints on important events in the United States and in the target area not available in Russia's state-controlled media. The program, which is part of the Current Time Channel, provides a "reality check" on various political, economic, social, and cultural issues.
- **Detali:** A weekly 30-minute science and technology magazine that expands on headlines in the area of space exploration, tech innovations, and breakthroughs in science and medicine. It is part of the Current Time Channel's Saturday primetime lineup.
- **Discussion VOA:** Live, multi-platform interactive talk show special that airs during major events and typically involves several outside experts.
- **U.S. News in a Minute:** A digital-first, subtitled video product that provides quick daily updates on the latest U.S. news.
- **America Live:** Unfiltered coverage of events in America that focuses primarily on U.S. policy issues and U.S.-Russian relations. America Live features simultaneously translated presidential addresses, major policy pronouncements, speeches, debates, congressional hearings, and other important events.

VOA SERBIAN SERVICE (LANGUAGE: SERBIAN, MONTENEGRIN)

Origin: 1943

FY 2022 Service Actual Spending: \$1.61 million

FY 2022 Service + Program Delivery: \$1.66 million

TV/Video Original Programming: 1.25 hour/week

TV/Video Total Broadcast: 1.25 hour/week

Delivery Method:

TV/Video: Affiliate, Satellite, Digital VOD and VOIP Distribution, OTT, Streaming

Digital: Website, Social Media, Mobile, and OTT Apps

The VOA Serbian Service's web, social media, and TV content focuses on its target countries – Serbia, Montenegro, and Kosovo – to inform, engage and connect VOA's strategic audience in the Western Balkans, to promote democratic values, peace and stability, ethnic reconciliation, the rule of law, human and minority rights, and media freedoms, as well as to explain U.S. foreign policy interests and perspectives on regional and global issues. The Service's web, social media and TV programs feature original and unique content, including high-profile interviews with U.S. experts and officials, visiting officials and prominent experts and figures in culture and arts from the target area, as well as reports on the Serbian and Montenegrin diasporas in America.

The Service reaches its audience via its website and social media platforms – Facebook, Twitter, YouTube, and Instagram – as well as with special TV programs and live reports for its key affiliate TV stations. With the local media scene exposed to more penetration by Russian broadcasters, VOA's Serbian Service continues to provide the American angle in reporting on global, regional, and domestic issues to its Balkan audiences. The Service's content, distributed via

more than 40 national and regional affiliates and online, reaches 5.4% of adults in Serbia (or about 300,000 people) and 30.3% of adults in Montenegro (or 150,000) weekly. Online, in FY 2022, the Service drew nearly 22,000 average weekly visits to its website and almost 340,000 weekly video views across digital platforms.

Major Programs:

- **From America:** A special, exclusive 15-minute weekly magazine show for independent Serbian N1 TV that provides both original service-generated and VOA TV reports.
- **Special Programs and Interactives:** VOA Serbian provides live, interactive reports to public service TV Montenegro on U.S.-Montenegrin relations and developments in the United States on Mondays and Wednesdays, as well as regular weekly live interactives for independent Serbian N1 TV on Thursdays, and special weekly reports on U.S. topics for the Serbian public service broadcaster RTS on Tuesdays.

VOA UKRAINIAN SERVICE (LANGUAGE: UKRAINIAN)

Origin: 1949

FY 2022 Service Actual Spending: \$2.57 million

FY 2022 Service + Program Delivery: \$2.81 million

TV/Video Original Programming: 8 hours/week

TV/Video Total Broadcast: 30.5 hours/week

Delivery Method:

TV/Video: Affiliate, Satellite, Digital VOD and VOIP distribution, OTT, Streaming

Radio/Audio: Radio Poland (Affiliate)

Digital: Website, Social Media, Mobile, and OTT Apps

Employing a cross-platform, digital-first strategy, VOA Ukrainian focuses on U.S.-Ukraine relations, U.S. foreign policy toward Ukraine and the region, as well as American life and achievements in democratic governance, business, health, science, and technology. The Service provides fact-based reporting to counter the spread of misinformation and disinformation in the target area and routinely polls as one of the most trusted sources of news among Ukrainians.

Since Russia's full-scale invasion of Ukraine on February 24, 2022, the Service has significantly expanded its cross-platform programming, serving as a reliable source for the latest information on the war, insights from global experts, and daily responses from U.S. and world leaders. As the invasion unfolded, millions of Ukrainians turned to VOA for live, fact-based reporting. VOA's Ukrainian programming and original TV stories served as critical news sources for other media outlets in Ukraine and around the world. VOA Ukrainian's daily TV broadcasts, TV interactives with affiliates, special live streams with simultaneous translations into the Ukrainian language, and web reporting are carried by major TV and digital media across Ukraine. The Service has more than 40 active agreements with TV affiliates, and its reports are reprinted in major Ukrainian digital media sources.

Through its regular and ad hoc interactives, VOA Ukrainian serves as a "Washington Bureau" for many major media players in Ukraine. In addition to television networks, the Service reaches its digital audience directly through a number of social media platforms – Facebook, YouTube, Instagram, Twitter, and Telegram. With a weekly audience of 7.4% of Ukrainian adults, or 2.4 million people, VOA's Ukrainian Service is an important source of information about U.S. foreign policy toward Ukraine and the region, as well as American life and achievements in democratic governance, business, health, science, and technology. In FY 2022, the Service recorded over

158,000 average weekly visits to its website and more than 3.5 million weekly video views across digital platforms.

Major Programs:

- **Chas-Time:** A daily 30-minute TV news and information program broadcast Monday through Friday by a network of affiliates in Ukraine. It features international news, stories on developments in the United States, and newsmaker interviews on U.S.-Ukraine relations.
- **Studio Washington:** A daily five-minute news digest broadcast Monday through Friday by a network of affiliates in Ukraine.
- **VOA Briefing:** A 30-minute interactive social media show broadcast Monday through Friday on YouTube, Facebook, and satellite, and carried by several TV affiliate stations. The show is designed to establish a two-way communication channel with users of digital platforms and to respond to their queries for news coverage.
- **Special Reports and Interactives:** VOA's Ukrainian Service produces special reports and live interactives that are integrated into the primetime TV news broadcasts of key national TV networks. The Service actively engages its audiences on the web and all major social media platforms, such as Facebook, Instagram, Twitter, YouTube, and Telegram.

VOA Latin America

VOA CREOLE SERVICE (LANGUAGE: CREOLE)

Origin: 1986

FY 2022 Service Actual Spending: \$1.51 million

FY 2022 Service + Program Delivery: \$1.51 million

TV/Video Original Programming: 4 hours/week

TV/Video Total Broadcast: 4 hours/week

Radio/Audio Original Programming: 3.76 hours/week

Radio/Audio Total Broadcast: 6.26 hours/week

Radio on TV (ROTV) Original Programming: 2.5 hours/week

Radio on TV (ROTV) Total Broadcast: 8 hours/week

Delivery Method:

TV/Video: Affiliate, Satellite

Radio/Audio: Affiliate, Satellite

Digital: Website, Social Media, Mobile App

VOA's Creole Service provides news and information about Haiti, the Haitian diaspora, the U.S., and the world by collaborating with local affiliate stations that cannot afford to acquire such programming on their own. Owing to Haiti's proximity and the United States' long-standing role in the country, audiences have an appetite for information about the U.S., its people, policies, and the U.S.-based Haitian diaspora, which, without VOA, would go unfilled. The Service brings credibility and objectivity to coverage of local events that is not present in a very politicized Haitian media market. Along with radio, the web and social media, VOA's Creole Service broadcasts on radio-on-TV Monday through Friday. A 2019 USAGM survey indicated that every week the Service reached 35% of the adult population in Haiti, or over one million people, and that 84.5% of weekly listeners trusted the Creole-language news and information from VOA. In FY 2022, VOA's Creole Service reported nearly 73,000 average weekly visits to its website and over 2.7 million weekly video views across digital platforms.

Major Programs:

- **Randevou:** A 30-minute radio-on-TV news magazine focusing on Haiti, U.S., and international news.
- **Sak Pase Ayiti:** A 30-minute radio news magazine focusing on Haiti, U.S., and international news as well as daily interviews with newsmakers.

- **Twazyem Mitán:** A weekly one-hour current events show live streamed on Facebook.
- **Segments:**
 - **Women's Segment (Koze Fanm):** Focuses on prominent women in Haitian society, the Haitian diaspora worldwide, as well as issues of interest to women in Haitian society.
 - **Public Health:** Focuses on health issues of interest to Haitian audiences.
 - **Science and Technology:** A weekly segment that features the latest technological and scientific developments.
 - **Diaspora:** Focuses on the Haitian community in the U.S.
 - **Learning English:** A bi-weekly English lesson segment for radio programs.

VOA SPANISH SERVICE (LANGUAGE: SPANISH)

Origin: 1960

FY 2022 Service Actual Spending: \$6.31 million

FY 2022 Service + Program Delivery: \$6.31 million

TV/Video Original Programming: 25.08 hours/week

TV/Video Total Broadcast: 32.58 hours/week

Radio/Audio Original Programming: 9.49 hours/week

Radio/Audio Total Broadcast: 9.49 hours/week

Delivery Method:

TV/Video: Affiliate, Satellite, OTT/Streaming

Radio/Audio: Affiliate, Satellite, Streaming

Digital: Website, Social Media, Mobile App

VOA's Spanish Service provides news and information to audiences throughout Latin America on TV, radio, internet, and social media. The Service's "U.S. Bureau strategy" focuses on delivering U.S. news and information to affiliates in the region, including leading media organizations in the Americas. While Latin America media markets are diverse, in some countries media is labeled as not free. Threats to freedom of expression, as well as political instability, drug trafficking, organized crime, violence, and corruption continue to challenge the region. USAGM surveys show VOA's Spanish Service has a weekly reach of nearly 66.3 million adults in the region, including 41.2% of the adult population in Mexico, primarily through its affiliate network of media partners. A 2020 USAGM survey in Venezuela measured the Service's weekly audience reach at 15.6%, or 2.6 million adults. In FY 2022, the Service drew nearly 313,000 average weekly visits to its website and almost 2.8 million weekly video views across digital platforms.

Major Programs:

- **El Mundo al Día:** A daily 30-minute television newscast featuring U.S. and international news, including two segments on advances in medicine and technology.
- **Foro:** A 30-minute television news analysis program on the leading weekly headlines featuring representatives from different perspectives and backgrounds.
- **Buenos Días, América:** VOA's longest-running Spanish-language news show is a 30-minute radio program with national and international news, sports, business, science, and entertainment.
- **Venezuela360:** A weekly 30-minute multimedia current affairs television program focusing on Venezuela and relevant Latin American topics.
- **Avances Informativos:** Three-minute news briefs focusing on the U.S. and global news of interest to the region.
- **EE.UU. al Día:** A three-minute daily radio news segment with U.S. and international news and information.

- **Conversando con la VOA:** A five-minute radio/web interview segment with interviewees including U.S. and international government officials, newsmakers, and analysts who discuss various topics such as politics, democracy, and other current events.
- **Daily Radio/TV Reports & Live Segments for Regional Affiliates:** Over 12 video and 10 audio packages are made available to affiliates on a daily basis on various topics including U.S. and international news, business, technology, health, and sports.
- **Special Coverage Focus:** Reporting on issues such as refugees, immigration, press freedom, and China's role in the region.
- **Verificado:** A digital fact-checking initiative.
- **Panorama:** A three-to-five-minute weekly digital segment that targets young audiences on current topics.

VOA Persian

VOA PERSIAN/VOA 365 (LANGUAGE: PERSIAN)

Origin: 1979 (also 1942-1945; 1949-1960; and 1964-1966)

FY 2022 Service Actual Spending: \$18.41 million

FY 2022 Service + Program Delivery: \$19.81 million

TV/Video Original Programming: 23 hours/week

TV/Video Total Broadcast: 154 hours/week

Delivery Method:

TV/Video: 24/7 Satellite Channel

Digital: Website, Social Media, Mobile App

VOA's Persian Service confronts the disinformation and censorship efforts of the Iranian government and enhances U.S. efforts to speak directly to the Iranian people and the global Persian-speaking diaspora by providing the audiences inside and outside Iran with fact-based news, current affairs analysis, cultural and entertaining content that gives the audiences an inside look into American life and the American people. Programs can be accessed on VOA365, a 24-hour direct-to-home satellite television channel, as well as web, mobile apps, and a host of social media platforms. In FY 2022, the Service reported over 2.3 million average weekly website visits and almost 15 million weekly video views across digital platforms.

Major Programs:

- **Early News:** A daily prime time newscast that sets the tone and topics of the evening news lineup.
- **8PM Show:** A news show airing four days a week that focuses on human rights, including those of women and ethnic and religious minorities.
- **News at 9 PM:** A flagship, prime time news program that uses VOA's world-wide resources to cover important U.S. and international stories, as well as issues of interest to its audiences in Iran, the Iranian diaspora, and Persian speakers around the world.
- **Late Night News:** A daily prime time newscast that concludes the lineup for the day and provides an overview of the most important stories.
- **Straight Talk:** A social media-driven interactive weekday call-in show that offers views from Iranian audiences and the diaspora on topics ranging from the news of the day to current social media trends.
- **Last Page:** A weekly investigative journalism program exposing, among others, corruption by the Iranian establishment at all levels of society.
- **Tablet:** A weekly prime-time show focusing on cultural and social issues involving young people in Iran and the United States. Masih

Alinejad, a top women's rights activist, leads the conversation.

- **Chess:** A weekly roundtable discussion on Iran's issues, focusing on regime violations in socio-political, economic, and social spheres.
- **VOA Tek:** A weekly original news magazine program exploring cutting-edge solutions to global challenges, medical breakthroughs, and high-tech discoveries.
- **Screen:** A weekly program that reviews acclaimed Iranian feature films and documentaries.
- **The Inside Story:** A weekly program that provides a wide and deep examination of one issue in the news, using VOA's worldwide reporting strength.
- **VOA Connect:** A weekly program that brings together stories of people across the United States and around the world.
- **Investigative Report:** A Persian language version of a weekly investigative reporting program from VOA's sister network Alhurra covering key issues in the Middle East.
- **Special Coverage:** Breaking news and live news events covered in real time using a variety of programming formats.

VOA South and Central Asia

VOA AFGHAN SERVICE (LANGUAGE: DARI, PASHTO)

Origin: Dari-1980; Pashto-1982

FY 2022 Service Actual Spending: \$9.12 million

FY 2022 Service + Program Delivery: \$11.1 million

TV/Video Original Programming: 16 hours/week

TV/Video Total Broadcast: 48.5 hours/week

Radio/Audio Original Programming: 21 hours/week

Radio/Audio Total Broadcast: 21 hours/week

Radio on TV (ROTV) Original Programming: 17.5 hours/week

Radio on TV (ROTV) Total Broadcast: 52.5 hours/week

Delivery Method:

TV/Video: Affiliate, OTT/Streaming, Satellite

Radio/Audio: Shortwave, Medium Wave

Digital: Website, Social Media, Mobile App

VOA is one of the leading sources of daily news and information for the country's population of nearly 40 million, as well as a large Afghan diaspora worldwide. The Service is feeding a 24/7 satellite stream, with eight hours of fresh content daily because the Taliban have barred VOA's local affiliates from carrying VOA shows. The Taliban have also blocked VOA FM and MW transmissions and access to its websites within Afghanistan. However, the Service continues to broadcast from outside the country. A 2022 USAGM survey indicated that each week, VOA's Afghan Service reached 56.4% of the population in the country. Video content reached 47%, audio content 33%, and digital content 6.6% of Afghan adults. The survey further estimated that 73% of Ashna viewers watch programming on satellite TV, 44% on mobile phones, and 6% on a computer. In FY 2022, the Service received about 631,000 average weekly website visits and over 17.7 million weekly video views across its digital platforms

Major Programs:

- **TV Ashna ("Friend"):** A 60-minute program in Dari and Pashto airing Saturday to Thursday. The show includes interviews with Afghan and American policymakers, news, features, and reports from Afghanistan and other cities worldwide. The show now airs exclusively on satellite after the Taliban barred VOA's local

affiliate, *ToLo News*, from carrying VOA shows.

- **Etesal:** A 30-minute Pashto language TV program that now airs on the Service's satellite platform after the Taliban banned it from a local TV station. Programming focuses on current affairs, migration, women, health, poverty, trade, education, and sports.
- **Karwan:** A 30-minute bilingual weekly program that focuses on IT issues and airs on VOA Afghanistan's satellite channel.
- **30-Daqeeqa (30-Minutes):** A 30-minute bilingual program that offers a weekly wrap of top news stories.
- **Hayel (TV):** A bilingual weekly political discussion program launched in response to Taliban restrictions on TV news programs potentially critical of the regime.
- **Bu Ali Sina (TV):** A bilingual weekly program that covers recent developments in healthcare.
- **Inside Story (TV):** A bilingual weekly program that focuses on various angles of a developing story.
- **Exclusive Interview (TV):** A one-on-one weekly interview show with high-profile guests.
- **Hard Talk (ROTV):** A one-hour bilingual show that covers Afghan current affairs and asks difficult questions of live guests on selected issues.
- **Pashto Today in Afghanistan (ROTV):** A 30-minute news program in Pashto that covers Afghanistan and world news.
- **Dari Today in Afghanistan (ROTV):** A 30-minute news program in Dari that covers Afghanistan and world news.
- **Afghan Narrative (ROTV):** A half-hour bilingual show that features live callers from Afghanistan and the global diaspora who discuss their daily experiences.
- **Pashto Evening News:** A 30-minute Pashto radio program that focuses on Afghanistan and world news, including news bulletins, news reports, interviews, and features.
- **Dari Evening News:** A 30-minute radio news show with a focus on Afghanistan and world news. It includes news bulletins, news reports, interviews, and features.
- **Pashto Breakfast:** A 30-minute radio program in Pashto that offers the latest news on Afghanistan, the region, and the world.
- **Dari Breakfast:** A 30-minute radio program in Dari that offers the latest news on Afghanistan, the region, and the world.
- **Checkerboard:** All half-hour weekly TV news programs are also aired on the radio.

VOA AZERBAIJANI SERVICE (LANGUAGE: AZERBAIJANI)

Origin: 1982

FY 2022 Service Actual Spending: \$1.17 million

FY 2022 Service + Program Delivery: \$1.17 million

TV/Video Original Programming: 3 hours/week

TV/Video Total Broadcast: 5.5 hours/week

Delivery Method:

TV/Video: Satellite

Digital: Website, Social Media, Mobile App

Employing a cross-platform strategy, VOA's Azerbaijani Service provides objective and comprehensive news about the U.S. and issues related to democratic governance, business, and technology to audiences in Azerbaijan and neighboring provinces in Iran, as well as millions of Azerbaijani speakers in Russia and around the world.

While the Azerbaijani government has banned affiliation agreements between local and international broadcasters, online news outlets in the country frequently reproduce original reports and interviews produced by the Service. In FY 2022, the Service received almost 11,000 average weekly website visits and over 2.8 million weekly video views across digital platforms.

Major Programs:

- **World View:** A ten-minute news program featuring U.S. and international news, as well as reports from Azerbaijan.
- **American Review:** VOA Azerbaijani's flagship 30-minute weekly magazine (and the Service's longest running TV program) featuring major developments in the U.S. and Azerbaijan, interviews, and original news reports on various topics of interest.

VOA BANGLA SERVICE (LANGUAGE: BANGLA, ROHINGYA)

Origin: 1958

FY 2022 Service Actual Spending: \$1.50 million

FY 2022 Service + Program Delivery: \$1.57 million

TV/Video Original Bangla Programming: 0.5 hours/week

TV/Video Total Bangla Broadcast: 0.5 hours/week

Radio/Audio Original Rohingya Programming: 2.5 hours/week

Radio/Audio Total Rohingya Broadcast: 5 hours/week

Delivery Method:

TV/Video: Affiliate

Radio/Audio: Shortwave, Medium Wave

Digital: Website, Social Media, Mobile App

While the press in Bangladesh is becoming less restrictive, targeted violence occasionally limits the freedom of journalists. VOA's Bangla Service reaches several million people daily via the web, social media, and its television programs. Its broadcasts reach Bangladesh, and the Bangla-speaking Indian states of West Bengal, Assam, and Tripura, as well as several Arab and Muslim countries in the Middle East, Southeast Asia, and Africa, where Bangladeshi workers live. VOA's Bangla programs also reach the diaspora community in the U.S. In addition, VOA's Bangla Service manages radio programming in the Rohingya language for refugee camp dwellers in eastern Bangladesh. VOA's Bangla Service has two weekly television programs, as well as a presence on the web and mobile. The Service is also engaged in community outreach through its fan clubs. According to a recent USAGM survey, VOA Bangla reaches 1.7% of all adults in Bangladesh, or about 1.9 million people, every week. In FY 2022, the Service reported over 42,000 average weekly website visits and more than 602,000 weekly video views across digital platforms.

Major Programs:

- **Lifeline:** A 30-minute news and music program in the Rohingya language, produced in both Washington, D.C. and the Rohingya camps in Bangladesh.
- **Hello America:** A weekly look at international issues, as well as interviews with prominent Americans and Bangladeshis that provides a bridge between two cultures.
- **VOA 60 USA:** A fast-paced one-minute weekly TV roundup of the latest news from the U.S.

VOA RADIO DEEWA (LANGUAGE: PASHTO)

Origin: 2006

FY 2022 Service Actual Spending: \$4.85 million

FY 2022 Service + Program Delivery: \$5.43 million

TV/Video Original Programming: 5 hours/week

TV/Video Total Broadcast: 41 hours/week

Radio/Audio Original Programming: 14 hours/week

Radio/Audio Total Broadcast: 56 hours/week

Radio on TV (ROTV) Original Programming: 20 hours/week

Radio on TV (ROTV) Total Broadcast: 60 hours/week

Delivery Method:

TV/Video: Satellite (24/7), OTT/Streaming

Radio/Audio: Shortwave, Medium Wave, Satellite, Streaming

Digital: Website, Social Media, Mobile App

VOA Deewa ("Light" in Pashto) TV/Radio provides news and information to the Pakistan/Afghanistan border region. Some of Deewa's TV shows are also available on MWs and SWs along with a daily hour music-feature program on MW. Because military narratives, jihadi agendas, and extremist groups are dominant in the state and private media market, the region lacks local independent sources of information on regional, international and U.S. perspectives on global issues. VOA Deewa reaches this critical region via digital platforms, direct-to-home satellite TV, radio, and the internet. In FY 2022, the Service tracked nearly 164,000 average weekly website visits and close to 10.5 million weekly video views across digital platforms.

Major Programs:

- **Bibi Shireena ("Adorable Woman"):** A two-hour interactive TV program, from Sunday to Thursday that engages women in the region on subjects such as girls' education, women's empowerment, women's rights, social taboos, and other related topics.
- **Hello VOA:** A one-hour interactive TV show on politics, the Afghanistan-Pakistan buzz, and U.S. perspectives on global issues, the economy and society. The show features civil society representatives, activists, government, and political party officials.
- **Loya Khyber Pakhtunkhwa:** A one-hour satellite TV and radio program on current issues in the target region featuring newsmakers and video packages.
- **News and Current Affairs:** An hour-long TV program that features video reports on the latest news and analysis of the major issues of the day.
- **Breakfast Show:** One hour of news and current affairs programming.
- **Song and Chat:** A newly launched bi-weekly TV music show that provides a window on Pashtun artists and musicians following the Taliban ban on music in Afghanistan.
- **Walwaley ("Passion"):** A weekly half hour YouTube/FB based show that engages youth influencers and celebrities to maximize the reach out to 16+ mobile phone owners.

VOA KURDISH SERVICE (LANGUAGE: KURDISH)

Origin: 1992

FY 2022 Service Actual Spending: \$4.57 million

FY 2022 Service + Program Delivery: \$4.63 million

TV/Video Original Bangla Programming: 5.79 hours/week

TV/Video Total Bangla Broadcast: 6.93 hours/week

Radio/Audio Original Rohingya Programming: 45.78 hours/week

Radio/Audio Total Rohingya Broadcast: 70.49 hours/week

Delivery Method:

TV/Video: Affiliate

Radio/Audio: Affiliate, USAGM-owned FMs

Digital: Website, Social Media, Mobile App

VOA's Kurdish Service reaches its audience on radio, TV, and the internet. In addition to shortwave and AM, the programs air on FM affiliates in several cities in Iraq (Erbil, Sulaymaniyah, Kirkuk, Mosul, Baghdad, and Basra). VOA's Kurdish Service also produces video reports that are streamed on both of its websites (Kurmanji and Sorani). Additionally, the Service offers special programs and reports with newsmakers and analysts on issues in the news including those related to U.S. policy. The Service's audience consists of some 50 million Kurds living in the Middle East and Eurasia and more than one million Kurds living in Europe and North America. Audience research indicates that the broadcasts are popular among listeners in Iran, Iraq, Syria, and Turkey. Online, in FY 2022, VOA's Kurdish Service received about 23,000 average weekly website visits and over 40 million weekly video views across digital platforms.

Major Programs:

- **Washington Eye:** A 40-minute weekly program airing through affiliate NRT in northern Iraq presenting Washington's viewpoint on regional and global developments.
- **Heftreng ("7 Colors"):** A 30-minute biweekly magazine show in the Kurmanji dialect on international art and culture that airs through affiliate NRT2 in northern Iraq.
- **Zayeley Dahenan ("Echo of Inventiveness"):** A biweekly 30-minute magazine program in the Sorani dialect on international art and culture airs on Sundays through affiliate NRT2 in northern Iraq.
- **Deng U Reng ("Sound and Color"):** An arts and culture program in the Kurmanji dialect that goes to the affiliate "Radio Badinan" in Duhok, Northern Iraq and the affiliate radio ARTA FM in northern Syria.

VOA TURKISH SERVICE (LANGUAGE: TURKISH)

Origin: 1942 (closed in 1945, reopened in 1948)

FY 2022 Service Actual Spending: \$3.34 million

FY 2022 Service + Program Delivery: \$3.50 million

TV/Video Original Bangla Programming: 3 hours/week

TV/Video Total Bangla Broadcast: 6 hours/week

Delivery Method:

TV/Video: Affiliate, Satellite, OTT/Streaming

Digital: Website, Social Media, Mobile App

A multimedia news platform, VOA's Turkish Service website, mobile news, and social media, attract a high number of users. The Service specifically targets young Turks aged 18-34, who are active online and on social media. Interviews and broadcasts by VOA Turkish are often quoted in the Turkish media. The Service's reporters frequently send live feeds to most of the major TV networks in Turkey. Though officially Turkey is a multi-party democracy, Freedom House and other international media watchdogs rate Turkish media as "not free." Turkey's media regulator RTUK censors, bans, and fines independent

outlets frequently. As of July 2022, RTUK has extended its reach and imposed an access ban over VOA Turkish's website. According to a 2020 USAGM survey, VOA's Turkish programming reaches 4.1% of Turkey's adult population, or nearly 2.5 million people, every week. Online, in FY 2022, the Service reported nearly 91,000 average weekly website visits and over 2.7 million weekly video views across digital platforms.

Major Programs:

- **Washington Bureau Niche:** CNNTURK, KANAL D, Haber Turk, Haber Global, Bloomberg TV, TGRT Haber, Halk TV, Tele1 and NTV all use the Service's special reports and get live hits from the Service's reporters on a daily basis. VOA Turkish follows the "Washington Bureau" concept.
- **+90:** In April 2019, VOA Turkish, along with BBC Turkish and France 24, launched +90, a DW sponsored YouTube Channel in Turkish. It is the first time DW, BBC, VOA and France 24 have joined forces in a media project of this caliber.
- **VOA-EKOTURK (Study VOA):** A 30-minute wrap of the latest news airing in Turkey on weekdays. The newscast includes remotes from D.C., NY, LA, Paris, London, and Berlin.
- **VOA-EKOTURK (Study VOA 6th day):** A 30-minute program airing Saturdays on EKOTURK TV that includes news, analysis, interviews, as well as health, science, technology, and lifestyle features.

VOA URDU SERVICE (LANGUAGE: URDU)

Origin: 1951

FY 2022 Service Actual Spending: \$5.35 million

FY 2022 Service + Program Delivery: \$6.43 million

TV/Video Original Bangla Programming: 2.5 hours/week

TV/Video Total Bangla Broadcast: 12.5 hours/week

Radio/Audio Original Programming: 6.25 hours/week

Radio/Audio Total Broadcast: 16.25 hours/week

Delivery Method:

TV/Video: Affiliate

Radio/Audio: Affiliate, Medium Wave

Digital: Website, Social Media, Mobile App

VOA's Urdu Service provides a wide variety of programs on multiple platforms. VOA Urdu broadcasts on TV and FM radio networks in Pakistan and shares its content (live and recorded) on Facebook, YouTube, Instagram, Twitter, and its website. VOA's Urdu programs reach 4.8% of adults in Pakistan weekly (approximately 6.3 million people), according to a 2019 USAGM survey. In FY 2022, the Service tracked 129,340 average weekly website visits and almost 8.4 million weekly video views across digital platforms.

Major Programs:

- **FM News Bulletins:** The Service has partnered with a popular local FM station to present three fast-paced five-minute news bulletins in the peak commuting hours.
- **View 360:** A 25-minute weekday TV show on AAJ News Pakistan that provides in-depth coverage of U.S. and Pakistan's social, political, and economic news developments.
- **VOA World Report:** A 2-minute TV bulletin about significant world developments broadcast on Sama TV during primetime (around 9:30 pm).
- **Facebook Live News Bulletin:** A 15-minute live news bulletin on Facebook and YouTube from Monday to Friday that covers news and analysis from Washington and Pakistan.
- **Washington Bureau:** VOA's Urdu Service provides Washington Bureau content to several affiliates in Pakistan, regularly offering updates on developments in the U.S.

- **VOA Sindhi:** Sindhi language web and Facebook pages, launched in April 2023, publishing content on world news, current affairs, science, technology, women's issues, education, and bilateral relations between the U.S. and the South Asian region, catering to Sindhi-speaking audiences residing in Pakistan, India, and worldwide.

VOA UZBEK SERVICE (LANGUAGE: UZBEK)

Origin: 1972

FY 2022 Service Actual Spending: \$1.15 million

FY 2022 Service + Program Delivery: \$1.18 million

TV/Video Original Bangla Programming: 1 hour/week

TV/Video Total Bangla Broadcast: 2.5 hours/week

Delivery Method:

TV/Video: Affiliate, Satellite

Digital: Website, Social Media, Mobile App

VOA's Uzbek Service is a web, audio, and video source of independent, reliable, and accurate news and information to Uzbek-speaking audiences around the world. The Service offers a platform for Uzbekistan and the region, where people have little access to good quality, locally sourced content. VOA's Uzbek Service links the U.S. with Central Asia and conveys Washington's policies to this turbulent part of the world. The Service also covers issues relevant to ethnic Uzbeks in neighboring countries. In FY 2022, the Service received nearly 17,500 average weekly website visits and over 2.5 million weekly video views across digital platforms.

Major Programs:

- **Amerika Ovozi-Xalqaro Hayot:** A daily six-to-ten minute global news brief carried by Keremet TV in Kyrgyzstan that offers the latest news on global developments.
- **Amerika Manzaralari:** A 30-minute weekly TV magazine focusing on Washington policy trends, economic and social developments in the U.S., as well as prominent ethnic Central Asians in America, for a TV affiliate in the city of Osh in Southern Kyrgyzstan.
- **Vashington Choyxonasi:** A weekly Web TV talk show about Uzbek immigrants' lives in the U.S. and other general issues relevant to a larger Uzbek audience.

Office of Cuba Broadcasting (OCB)



RADIO/TELEVISIÓN MARTÍ (LANGUAGE: SPANISH)

Origin: 1985

FY 2022 Service Actual Spending: \$7.43 million

FY 2022 Service + Program Delivery: \$7.67 million

TV/Video Original Bangla Programming: 12.23 hour/week

TV/Video Total Bangla Broadcast: 168 hours/week

Radio/Audio Original Programming: 84 hours/week

Radio/Audio Total Broadcast: 168 hours/week

Delivery Method:

TV/Video: Satellite, Streaming on webpage and social media

Radio/Audio: Shortwave, Medium Wave, Satellite, Streaming

Digital: Website, Social Media, Mobile App

Cuba is one of the most media-repressed societies in the world. News media are owned and controlled by the state, while independent press is considered illegal. Government agents routinely harass

independent journalists and maintain strict control on citizens' access to information. OCB informs and engages Cuban audiences 24/7 through Radio Martí on MW and SW, streaming audio-visual services, martinoticias.com, and all associated social media platforms. Radio Martí, based in Miami, and its various platforms work daily with independent and citizen journalists to provide credible news and information and create original, multimedia content that promotes freedom and democracy through programs that focus on human rights, individual freedoms, entrepreneurship, and other democratic values.

In 2021, OCB transitioned to a new streaming audiovisual platform to harness the new opportunities afforded by the expanding digital marketplace on the island. Given the significant rise in cell phone and internet usage in Cuba, OCB is increasingly focusing on engaging digitally connected Cubans and working with USAGM's Open Technology Fund to circumvent the regime's censorship and ensure the audience's access to independent content. TV Martí is also available via Telstar 12V satellite, which covers most of South America, as well as large parts of North America, Africa, and Europe. In FY 2022, the Martí saw over 82,000 average weekly website visits and 513,948 weekly video views across digital platforms.

Major Programs:

- **Info Martí:** Five 5-minute news briefs streamed on Facebook, YouTube, and the web throughout the day.
- **News Bulletins:** Brief radio headlines at the top of the hour.
- **Tempranito y de Mañana:** A morning news and magazine show.
- **Cuba al Día:** A daily hour-long news show featuring analysis and interviews.
- **Las Noticias Como Son:** A one-hour daily news analysis show.
- **Venezuela al Día:** News reports and interactive discussions on Venezuela.
- **Café Digital:** A 30-minute variety show spotlighting technology and innovation.
- **Lawton Libre:** From Havana, Dr. Oscar Elías Biscet discusses the human rights situation in Cuba and the quest for basic freedoms for Cubans.
- **ARTEExpress:** A news magazine with a summary of the most important events of the week in the art world.
- **Caminos:** A weekly 30-minute show providing audiences with current news on immigration topics and factual information on U.S. immigration laws.
- **Deportes 360:** A weekly sports news and analysis show.
- **Arcoiris:** A weekly one-hour radio program focusing on issues in the LGBTQI+ community.
- **Postmoderno:** A program dedicated to commenting on music forbidden to Cubans.
- **Al Duro y sin Guante:** A nightly hour-long sports talk show.
- **Abriendo Espacios:** A weekly 30-minute radio show focusing on women's issues.
- **Testimonios de la Guerra en Ucrania:** A weekly 30-minute radio show featuring interviews with Ukrainians telling the story of Russia's aggression from their perspective.
- **Nuestra Historia:** A historical, 10-minute short program examining important events and personalities in Cuban history.
- **Subterráneo:** A documentary series that highlights the history of the Cuban hip hop movement.
- **Morirse de la Risa:** Twenty-minute documentary series on the history of Cuban humor and censorship.

Podcasts:

- **Yo tengo un sueño ("I have a dream"):** Focus on the Afro-Cuban experience.
- **Punto de Cruz:** Focus on Cuban art, literature, and culture.
- **Depodcast:** Focus on controversial issues in the world of sports.
- **Conversando con Karen Caballero:** Focus on social and political issues in Cuba.
- **Pages of WWII:** Focus on alternatives to the Cuban state version of WWII history.
- **Contacto:** Focus on current events and issues in Cuba and the region.

Two special sections published on Martinoticias.com:

- **Madres del 11J:** Interviews with detainees following the July 2021 protests and the mothers of the imprisoned teenagers.
- **La invasión de Rusia a Ucrania:** Reporting on Russia's invasion of Ukraine, with an emphasis on debunking Russian-based disinformation in the Cuban state media.

Radio Free Europe/ Radio Liberty (RFE/RL)



RFE/RL SOUTHWEST ASIA

RFE/RL RADIO FARDA (LANGUAGE: PERSIAN, ENGLISH)

Origin: 2002

FY 2022 Service Actual Spending: \$1.69 million

FY 2022 Service + Program Delivery: \$2.86 million

TV/Video Original Bangla Programming: 8 hour/week

TV/Video Total Bangla Broadcast: 15 hours/week

Radio/Audio Original Programming: 121.5 hours/week

Radio/Audio Total Broadcast: 153 hours/week

Delivery Method:

TV/Video: Satellite, OTT/Streaming

Radio/Audio: Satellite, Streaming

Digital: Website, Social Media, Mobile App

RFE/RL's Persian Service, known as Radio Farda, offers a Persian-language alternative to government-controlled media in Iran, breaking through government censorship, providing accurate news and a platform for informed discussion and debate to audiences in Iran. The Service stands out for its coverage of human rights and political and social issues otherwise underreported or taboo in Iran. Farda targets urban, educated 20-40-year-old Iranians and aims to help them better understand Iran and the region in order to strengthen civil society and support social and political freedoms. This reporting has also included documentaries profiling Iran's political prisoners; reports challenging official narratives of historic events; and provides coverage of social movements, minority issues, and political protests. It also offers rare, groundbreaking access to original footage from inside the country.

In December 2022, Tehran added Radio Farda to a list of individuals and organizations sanctioned for supporting international terrorism or inciting violence, while in February 2023, it also added former RFE/RL President and CEO Jamie Fly to the same sanctions list. In March 2023, Radio Farda obtained a classified report from the Iranian Ministry of Oil on the country's extensive production of mazut – a

cheap, low-quality heavy fuel oil widely used in Iran that the UN Special Rapporteur on Human Rights and the Environment has said "produces massive volumes of toxic air pollution, which poisons millions of people in Iran, violating their human rights, including the right to a healthy environment. Radio Farda also diligently maintains a verified list of protesters killed by Iranian authorities, using deeply sourced investigative reporting, exclusive interviews with protesters' families and friends, and verified user-generated content.

The Service offers a 24/7 programming mix of news, features, and music, with a strong and growing digital focus. Radio Its website has been blocked in Iran since 2003, but Iranian users are able to access it using circumvention technology. Additionally, despite a government ban blocking Facebook and YouTube in Iran, Farda attracts significant online audiences on those platforms as well as on Instagram. In FY 2022, the Service reported nearly 3.1 million average weekly website visits and nearly 20 million weekly video views across digital platforms.

Major Programs:

- **The Sixth Hour:** A live radio call-in show addressing topical issues.
- **Farda Station:** A weekly radio and social media satire program with a large audience in Iran.
- **The Other Voice:** A weekly radio program on women's issues in Iran.
- **Paradox:** A weekly political talk show focusing on the most important topic of the week.
- **The Hatch:** A weekly program covering human rights abuses reported by sources inside Iran.
- **The Stage:** A weekly radio and website program on Iranian cinema and theatre releases.

RADIO FREE AFGHANISTAN - RFE/RL RADIO AZADI (LANGUAGE: DARI, PASHTO)

Origin: Dari-2002 (also on air 1985-1993)

Pashto-2002 (also on air 1987-1993)

FY 2022 Service Actual Spending: \$8.30 million

FY 2022 Service + Program Delivery: \$9.53 million

Radio/Audio Original Programming: 73.77 hours/week

Radio/Audio Total Broadcast: 84 hours/week

Delivery Method:

Radio/Audio: Shortwave, Medium Wave, USAGM-Owned FM, Satellite, Streaming

Digital: Website, Social Media, Mobile App

Radio Azadi provides in-depth coverage of local issues and events affecting the Afghan people's daily lives. While powerful individuals or interest groups own most local media outlets, Radio Azadi remains a symbol of fair and objective journalism in Afghanistan. Radio Azadi carries 27 regularly scheduled feature radio programs, each between 10 to 15 minutes in length, on subjects that have a direct impact on people's lives such as women's empowerment, youth, culture, political satire, and family matters.

Following the Taliban takeover in August 2021, USAGM placed VOA and RFE/RL Afghan radio programming on a medium wave transmitter in Tajikistan, anticipating that the Taliban would shut down all USAGM FM and MW transmissions in the country—as happened in December 2022. RFE/RL continues to perform critical surrogate reporting on how radically life has changed for ordinary Afghans, particularly women, since the Taliban takeover. RFE/RL has aired the voices of women speaking about life under the Taliban; examined

the Taliban's new dress code and segregation rules for women at universities; and provided educational programming for school-age girls who have been barred from attending school.

According to a recent USAGM-sponsored nationally representative survey of mobile phone users, Azadi reached 43.8% of the adult Afghan population every week, with a combined audience of nearly 5.4 million for its Dari and Pashto programming. In FY 2022, the Service drew nearly 149,000 average weekly website visits and 1.1 million weekly video views across digital platforms.

Major Programs:

- **Caravan of Poison:** An anti-narcotics reporting project funded via a grant from the State Department's Bureau of International Narcotics and Law Enforcement Affairs.
- **Breaking Silence:** A weekly 50-minute program in both Pashto and Dari focused on restrictions imposed on women after the Taliban took power.
- **Education Hour:** Launched after the Taliban banned teenage girls from attending school, the show offers lectures in history, geography, chemistry, and biology. It is broadcast four days per week in both Dari and Pashto.

RFE/RL RADIO MASHAAL (LANGUAGE: PASHTO)

Origin: 2010

FY 2022 Service Actual Spending: \$4.29 million

FY 2022 Service + Program Delivery: \$4.80 million

Radio/Audio Original Programming: 53.82 hours/week

Radio/Audio Total Broadcast: 63 hours/week

Delivery Method:

Radio/Audio: Shortwave, Medium Wave

Digital: Website, Social Media, Mobile App

Radio Mashaal provides a powerful alternative to extremist propaganda in Pakistan's remote tribal regions along the Afghan border. Mashaal engages Pashto-speaking audiences, primarily youth, targeted by the "mullah" radio of the Taliban and the recruitment efforts of militant groups. Radio Mashaal provides balanced news reporting in the region and, through its call-in shows and other programs, helps to mitigate audience isolation by providing a bridge to political representatives.

In January 2018, Pakistan's Interior Ministry cleared and sealed Mashaal's offices in Islamabad on orders from the country's Inter-Services Intelligence agency; however, RFE/RL continues to report from the country despite interference from both the Pakistani government and extremist militants. Mashaal relies primarily on radio to reach its target audience, and despite low internet penetration in its target region, attracts sizeable audiences and high engagement on digital platforms. USAGM has been unable to conduct an audience survey in the target area since 2011 because the local authorities refuse to grant their approval for such a study. In FY 2022, the Service reported over 26,000 average weekly website visits and nearly 4 million weekly video views across digital platforms.

Major Programs:

- **Voices of Youth:** A weekly, multiplatform call-in show connecting young people in tribal areas with political and educational authorities.
- **Good Morning, Pakhtunkhwa:** An hour-long daily call-in show for citizen journalists who report on social and economic issues.

- **In the Name of Mashaal:** An hour-long program designed for women in conservative Pashtun society who cannot call in to live programs but can safely register their comments anonymously.
- **Sarway ("Cypress Tree"):** A live, multiplatform call-in show introducing women from all walks of life.
- **Haroon Bacha Garay ("Haroon Bacha's Hour"):** An hour-long weekly music program presenting prominent artists from Pakistan and Afghanistan.
- **Roghtia au darmalana ("Health and Cure"):** An hour-long call-in weekly program featuring free health consultations from doctors who advise people where to find medical help.
- **Na Wailee Khabare:** A podcast that discusses taboo subjects.
- **Pakhtunkhwa Kalee Pa Kalee ("Travel from Village to Village in Pakhtunkhwa"):** A weekly feature that covers village life, highlighting local customs and traditions and promoting folk music and folk singers.
- **Nave Narai ("New World"):** A feature on women that focuses on gender discrimination issues.

RFE/RL Central Asia

RFE/RL RADIO AZATTYQ (LANGUAGE: KAZAKH, RUSSIAN)

Origin: 1953

FY 2022 Service Actual Spending: \$1.65 million

FY 2022 Service + Program Delivery: \$1.65 million

TV/Video Original Bangla Programming: 1.25 hour/week

TV/Video Total Bangla Broadcast: 1.25 hours/week

Delivery Method:

TV/Video: OTT/Streaming

Digital: Website, Social Media, Mobile App

RFE/RL's Kazakh Service, Radio Azattyq, serves as an independent, alternative source of local, regional, and national news in a country where the government overwhelmingly seeks to control the press. Azattyq offers informed and accurate reporting in Kazakh and Russian about issues that matter in Kazakhstan, while providing a dynamic platform for audience engagement and the free exchange of news and ideas. The Service operates out of bureaus in Kazakhstan's capital city Astana and in the country's largest city, Almaty. Targeting young, educated, and engaged people in the country, the Service delivers multimedia content digitally via its bilingual website, YouTube channel, mobile platforms, and social media. The Service seeks to set the information agenda, offering objective news and perspectives in both the Kazakh and Russian languages.

Azattyq routinely breaks news, including stories on political prisoners, rights activists, and public and labor protests, producing TV documentaries on key issues in Kazakhstani society, and conducts investigations, including one about expensive real estate owned by family members of former president, Nursultan Nazarbayev. Its reporting on the abusive treatment of ethnic Kazakh communities in western China has helped bring the issue to international attention. Online, in FY 2022, the Service received nearly 1.4 million average weekly website visits and nearly 9.4 million weekly video views across digital platforms.

Major Programs:

- **AzatNEWS:** A weekday 15-minute live TV news program on Kazakhstan and world events.
- **Prisoners of Xinjiang:** A special web rubric that looks at repression in Xinjiang.
- **Azattyq Investigation:** A monthly website and social media project that investigates issues such as corruption and problematic business practices.

RFE/RL RADIO AZATTYK (LANGUAGE: KYRGYZ, RUSSIAN)

Origin: 1953

FY 2022 Service Actual Spending: \$2.13 million

FY 2022 Service + Program Delivery: \$2.43 million

TV/Video Original Bangla Programming: 5 hours/week

TV/Video Total Bangla Broadcast: 5 hours/week

Radio/Audio Original Programming: 31 hours/week

Radio/Audio Total Broadcast: 52.5 hours/week

Delivery Method:

TV/Video: Affiliate, OTT/Streaming

Radio/Audio: Affiliate, Satellite, Streaming

Digital: Website, Social Media, Mobile App

Radio Azattyk is a leading, multimedia source of independent news and information in Kyrgyzstan, reporting on topics that other media ignore, including minority rights, government corruption, and Islamic radicalism. The Service operates in a media landscape dominated by Russian disinformation narratives that promote the Kremlin's account of domestic and foreign policy issues, as well as the rising influence of radical Islam in the region. Nevertheless, Azattyk remains a trustworthy and balanced journalistic organization, providing audiences with unbiased, in-depth, and factual reporting. In October 2022, the Kyrgyz government blocked RFE/RL's websites in the country over Azattyk's refusal to take down a video about the September 2022 clashes along a disputed segment of the Kyrgyz-Tajik border. In January 2023, the government informed Azattyk that it has asked a court in Bishkek to halt its operations in the country. In July, the court approved a settlement agreement between the Kyrgyz government and Azattyk, after which Kyrgyzstan's internet operators restored access to RFE/RL websites.

Azattyk targets educated information seekers who are active in civil society, such as politicians, NGO leaders, teachers, students, intellectuals, and professionals. In a 2021 survey, the measured weekly reach was 24.8%, or about 1.1 million Kyrgyz adults. In addition to radio and digital content, the Service produces daily and weekly TV programs from its Bishkek TV studio and news bureau, which also serves as a reporting hub for RFE/RL's Central Asian language services and the Current Time network. In FY 2022, Azattyk received 407,000 average weekly website visits and more than 7.1 million weekly video views across digital platforms.

Major Programs:

- **Daniste ("Core"):** A 30-minute weekly TV program on social, cultural, and migration issues.
- **Azattyk News:** A daily news bulletin.
- **Experts' Analysis:** A TV program discussing breaking news.
- **World and Us:** A weekly TV program on major world events and their implications for Kyrgyzstan and the Central Asian region.
- **Sisterhood:** A 30-minute women's talk show broadcast on two popular TV channels.

- **Azattyk+:** A youth-oriented show that discusses issues and challenges at home and abroad with the aim of bringing progressive ideas and experiences to Kyrgyzstan.
- **Inconvenient Questions:** A political talk show featuring in-depth investigative reporting.

RFE/RL RADIO OZODI (LANGUAGE: TAJIK, RUSSIAN)

Origin: 1953

FY 2022 Service Actual Spending: \$1.88 million

FY 2022 Service + Program Delivery: \$2 million

TV/Video Original Bangla Programming: 3.42 hours/week

TV/Video Total Bangla Broadcast: 3.42 hours/week

Radio/Audio Original Programming: 11.1 hours/week

Radio/Audio Total Broadcast: 39.33 hours/week

Delivery Method:

TV/Video: OTT/Streaming

Radio/Audio: Shortwave, Satellite, Streaming

Digital: Website, Social Media, Mobile App

A trusted source of local news, Radio Ozodi attracts outsized audiences with reporting on issues not otherwise covered by Tajikistan's state-run media. Operating out of its Dushanbe bureau, the Service is one of the very few Tajik-language media that consistently challenge the state's tightly controlled press and propaganda with high-impact reporting on the most popular digital platforms about local politics. Reports focus on current affairs, human rights, health, labor migrants, corruption, Chinese influence, religious freedom, Islamic State recruiting, law enforcement, family reunification, and women's and minority rights. International human rights organizations such as Human Rights Watch, the International Red Cross, and the United Nations Committee on Women's Rights, Freedom House, and the U.S. Commission on International Religious Freedom have commended Ozodi's programming. Ozodi strives to reach Tajikistanis aged 18-45 who are looking for information about events in Tajikistan and the world. Each week, 11.4% of adult Tajikistanis use Ozodi according to a 2021 USAGM-sponsored nationally representative survey of Tajikistan. In FY 2022, the Service drew nearly 308,000 average weekly website visits and over 7.9 million weekly video views across digital platforms.

Major Programs:

- **Akhbori Tojikiston va Jahon ("News from Tajikistan and Around the World"):** A popular daily video newscast that includes a segment entitled "Interview of the Day" in which experts provide their views on key events.
- **Navidi Bomdodi ("Morning Breeze"):** A ten-minute morning news video program on topical issues.
- **Sarkhat ("Agenda"):** A seven-minute video program on the expectations of the day, with promos for upcoming programs.
- **Gapi Ozod ("Free Talks"):** A 30-minute weekly video debate on the top issues of the week.
- **Ozodi-Online:** A program that presents a range of viewpoints, summarizes audience reactions to the news, and creates a forum for measured and responsible social critiques.
- **Khirmani Siyosat ("Political Cook Room"):** A 20-minute podcast on the most significant political developments in Central Asia and the former Soviet Union.

RFE/RL RADIO AZATLYK (LANGUAGE: TURKMEN, RUSSIAN)

Origin: 1953

FY 2022 Service Actual Spending: \$0.78 million

FY 2022 Service + Program Delivery: \$0.80 million

Radio/Audio Original Programming: 3.5 hours/week

Radio/Audio Total Broadcast: 56 hours/week

Delivery Method:

Radio/Audio: Shortwave, Satellite, Streaming

Digital: Website, Social Media, Mobile App

Radio Azatlyk is the only international Turkmen-language media working inside Turkmenistan and reporting independently on political, economic, cultural, and security issues. Azatlyk offers Turkmen-speaking audiences professional and locally sourced information about current affairs within their society. In 2019, a nationally representative survey of Turkmenistan found that 5.6% of adults in Turkmenistan use Azatlyk each week. RFE/RL has neither a bureau nor accredited journalists in Turkmenistan, but through its local network, manages to provide authoritative reporting and original video and photojournalism from inside the country. Azatlyk's coverage of food shortages, wage arrears, forced labor, homelessness, housing conditions, and travel restrictions on Turkmen citizens has on several occasions prompted government action to improve facilities and social services. As Azatlyk's popularity has grown, however, authorities have intensified their pressure on the Service's local correspondents. Azatlyk's website is blocked in Turkmenistan, though audiences can access it using circumvention tools. Azatlyk is also present on many social networks—Facebook, Twitter, YouTube, and Instagram—where it engages with constantly growing audiences of young, educated Turkmen. In FY 2022, the Service reported 201,000 average weekly website visits and nearly 157,000 weekly video views across digital platforms.

Major Programs:

- **Habarlar Gündeligi ("Daily News"):** A daily original 30-minute radio and social media program that reports on day-to-day life in Turkmenistan, domestic social and economic challenges, government corruption, and abuse of power.
- **Turkmens of the World:** A weekly analytical program offered on radio, YouTube and the web that focuses on Turkmen diaspora and also offers an in-depth look at prevailing social, cultural, and political issues.
- **Azat Adalga ("Free Lexicon"):** Occasional video explainers that introduce basic democratic concepts to the Turkmen public.

RFE/RL RADIO OZODLIK (LANGUAGE: UZBEK, RUSSIAN)

Origin: 1953

FY 2022 Service Actual Spending: \$1.77 million

FY 2022 Service + Program Delivery: \$1.82 million

TV/Video Original Programming: 3.63 hours/week

TV/Video Total Broadcast: 3.63 hours/week

Radio/Audio Original Programming: 8.52 hours/week

Radio/Audio Total Broadcast: 168 hours/week

Delivery Method:

Radio/Audio: Shortwave, Satellite, Streaming

Digital: Website, Social Media, Mobile App

Well known as a trustworthy news and information source in Uzbekistan, RFE/RL's Radio Ozodlik has a wide network of local

contacts and sources as well as a professional reporting team in Prague. In contrast to domestic media outlets, Radio Ozodlik provides uncensored news and analysis that delves into the government's policies, creates an atmosphere of open debate, and provides an accurate account of world affairs. With a strategic focus on innovation, investigative reporting, and new media, Ozodlik is unique in the market in practicing "accountability journalism" to counter Uzbek government disinformation and Russian propaganda efforts. Ozodlik's investigative reporting has resulted in changes to Uzbek state policies and the dismissals of several top officials. Ozodlik targets Uzbeks who are active, engaged, and seek dialogue and change, while interacting thoughtfully within the confines of a fearful society. These potential "change agents" are primarily young people between 25-35, who are either students or educated professionals working in private or government positions. In FY 2022, the Service tracked 66,000 average weekly website visits and 8.7 million weekly video views across digital platforms.

Major Programs:

- **Ozod Nazar ("Free View"):** A daily interview on breaking events, published on the website and social media.
- **Ozod Rakurs ("Free Angle"):** A monthly news and information fact-checking program, published on the website and social media.

RFE/RL Eurasia

RFE/RL RADIO AZATUTYUN (LANGUAGE: ARMENIAN, RUSSIAN)

Origin: 1953

FY 2022 Service Actual Spending: \$1.97 million

FY 2022 Service + Program Delivery: \$2.13 million

TV/Video Original Programming: 19.98 hours/week

TV/Video Total Broadcast: 86 hours/week

Radio/Audio Original Programming: 12.42 hours/week

Radio/Audio Total Broadcast: 12.92 hours/week

Delivery Method:

TV/Video: Affiliate, OTT/Streaming

Radio/Audio: Shortwave, Satellite, Streaming

Digital: Website, Social Media, Mobile App

Radio Azatutyun serves as a surrogate media source for independent news and information about events in Armenia. The Service has the capacity to provide objective coverage without government control or interference. As a consequence, it has emerged as a key source of information on political and social developments in the country. Azatutyun TV broke records in 2018 with its 24/7 live TV coverage of the political developments in April and May that forced former President and Prime Minister Serge Sarkisian out of office and brought opposition leader Nikol Pashinian to power. In 2020, Azatutyun TV offered audiences comprehensive coverage of the war between Armenia and Azerbaijan, with millions of people watching the channel on cable and on social media platforms. In 2022, a USAGM-sponsored representative survey found that 31.0% of adults in Armenia use Azatutyun each week. In FY 2022, the Service drew 222,000 average weekly website visits and nearly 14.1 million weekly video views across digital platforms.

Major Programs:

- **News Center:** A daily news and analysis program live from the studio in Yerevan.
- **Interview with Aslanyan:** Azatutyun's leading reporter Karlen Aslanyan hosts the news and policy makers of the day.

- **Lazaryan Explains:** Every month Azatutyun TV's journalist Tatev Lazaryan explains an important and/or controversial issue, ranging from politics, the economy and history to health and global warming.
- **Sunday Analytical:** The Service's weekly talk show that features interviews and debates with top newsmakers and analyses of key regional and international affairs.
- **Radio Show:** A daily radio program that covers politics, economics, regional, and international developments.
- **Modern History:** Based on Azatutyun's radio archive from the 1990s, this monthly TV/radio program reviews political events in modern Armenia.
- **Facebook Press Conference:** A weekly opportunity for audience members to pose questions to politicians, government members, public figures, and artists.

RFE/RL RADIO AZADLIQ (LANGUAGE: AZERBAIJANI)

Origin: 1953

FY 2022 Service Actual Spending: \$2 million

FY 2022 Service + Program Delivery: \$2 million

TV/Video Original Bangla Programming: 1.25 hours/week

TV/Video Total Bangla Broadcast: 1.25 hours/week

Radio/Audio Original Programming: 0.5 hours/week

Radio/Audio Total Broadcast: 73.08 hours/week

Delivery Method:

TV/Video: Satellite, OTT/Streaming

Radio/Audio: Satellite, Streaming

Digital: Website, Social Media, Mobile App

Radio Azadliq provides uncensored and reliable news and information to promote transparency, accountability, and pluralism in Azerbaijan. The Service's investigative reporting is critical to addressing issues not covered by official media. Radio Azadliq also serves as a role model for aspiring journalists and independent journalism. In a country where the government controls the flow of information, Azadliq is viewed as a key remaining source of uncensored and balanced news. Azadliq's audience includes educated information seekers and change agents willing to get involved in efforts to improve Azerbaijani society.

Significant challenges remain in that operating environment. In 2014, Azerbaijani authorities forcibly shuttered RFE/RL's news bureau in Baku, and Azadliq's website remains under a formal government ban imposed in May 2017. Current and former bureau staff have been continuously harassed, threatened, and interrogated by authorities. Nevertheless, Azadliq has leveraged social media and mobile applications to provide critical regional news to audiences in Azerbaijan. In FY 2022, the Service reported nearly 25,000 average weekly website visits and 2.9 million weekly video views across digital platforms.

Major Programs:

- **Azadliq A-LIVE:** A 10-minute TV show that airs on Facebook, YouTube, mobile, smart TV apps, and the Service's website.
- **Free Talk:** A weekly long-form interview with notable guests available on YouTube.
- **Special Project Desk:** A Facebook project featuring "Spark" (daily photocards), "Explainers" (twice weekly statistics and infographics), "Insights" (weekly), and "Fact-checks" (monthly).

- **Morning Line:** Content developed specifically for Instagram, including "One Day in History," "News You Don't Want to Miss," and "Your Voice."
- **Karikatura:** A political cartoon series.

RFE/RL BALKAN SERVICE (LANGUAGE: ALBANIAN, BOSNIAN, MACEDONIAN, MONTENEGRIN, SERBIAN – INCLUDES MACEDONIA AND KOSOVO UNITS)

Origin: Bosnian, Serbian-1994; Albanian to Kosovo-1999; Macedonian-2001; Montenegrin-2005

FY 2022 Service Actual Spending: \$4.45 million

FY 2022 Service + Program Delivery: \$4.75 million

TV/Video Original Bangla Programming: 1.67 hours/week

TV/Video Total Bangla Broadcast: 1.67 hours/week

Radio/Audio Original Programming: 28 hours/week

Radio/Audio Total Broadcast: 62 hours/week

Delivery Method:

TV/Video: Affiliate, OTT/Streaming

Radio/Audio: Affiliate, Satellite, Streaming

Digital: Website, Social Media, Mobile App

RFE/RL's Balkan Service, one of the only news outlets in the region that engages all sides in its coverage, encourages constructive debate in Bosnia, Serbia, Montenegro, North Macedonia, and Kosovo, championing professionalism and moderation in a media landscape that is sharply divided along ethnic and partisan lines. The Service promotes a civil society that defines people by their actions, beliefs, and civic identity, rather than their ethnicity. By giving a voice to minorities and airing perspectives otherwise missing from the region, the Service helps to build trust among people and increase regional stability. The Service also works to unmask disinformation narratives that have emerged as both Russia and China have sought to increase their political and economic influence in the region. These efforts include several digital projects aimed at providing a platform for those seeking objective news and information. More than 150 affiliate stations broadcast the Service's programming, which, according to USAGM-sponsored representative surveys, reaches significant audiences: Bosnia-Herzegovina - 14.3%; Kosovo - 12.8%; North Macedonia - 3.6%; Montenegro - 19.1%; and Serbia - 2.7%. In FY 2022, the Service reported about 353,000 average weekly website visits and 3 million weekly video views across digital platforms.

Major Programs (in Serbian, Bosnian and Montenegrin):

- **Zaviri ispod površine ("Peek beneath the surface"):** A podcast on social issues in Bosnia, Serbia, and Montenegro.
- **Šta ima ("What up"):** A daily podcast on developments in Bosnia.

Major Programs (in Albanian):

- **Te flasim ("Let's talk"):** A podcast specifically targeted at young audiences.
- **Libertas:** A podcast that deals exclusively with women's and social issues.
- **Femina:** A weekly video rubric focused on successful women in Kosovo.

Major Programs (in Macedonian):

- **My Message:** A youth-oriented social media video series for the voiceless in Macedonian society.
- **Open-Minded:** A TV production that covers "two sides" of a story, featuring young people debating the issues important to them.

- **Sunday Interview:** A ten-minute weekly program covers the top political issue of the week.

RFE/RL RADIO SVABODA (LANGUAGE: BELARUSIAN)

Origin: 1954

FY 2022 Service Actual Spending: \$2.22 million

FY 2022 Service + Program Delivery: \$2.21 million

Radio/Audio Original Programming: 7 hours/week

Radio/Audio Total Broadcast: 168 hours/week

Delivery Method:

Radio/Audio: Satellite, Streaming

Digital: Website, Social Media, Mobile App

RFE/RL's Belarus Service, Radio Svaboda, provides uncensored news, analysis, and feature programming about events in Belarus and the world to a closed, authoritarian-ruled society. Svaboda, reporting in one of Europe's most restrictive media environments, defies the government's virtual monopoly on domestic broadcast media to provide verified reporting on trials, rallies, and cultural events. A vital dimension of this role is to counter ubiquitous Russian propaganda in Belarus. Svaboda also provides coverage of Belarusian culture and language.

Challenges to the Service mounted in the past two years. Before the August 2020 presidential election, Belarusian authorities detained members of the press, including five RFE/RL journalists, as part of a campaign of repression. The Service's website has been blocked within Belarus since August 21, 2020, while the accreditations of all locally-based journalists working for foreign media, including RFE/RL, were annulled by the Belarusian authorities in October 2020. In July 2021, Belarusian authorities raided Svaboda's bureau in Minsk and arrested three of its correspondents. In December 2021, the Interior Ministry added Svaboda to its registry of extremist organizations, meaning that Belarusians who subscribe to the Service online could face up to six years in prison. Two Belarus Service journalists—Ihar Losik and Andrey Kuznechyk—remain unjustly imprisoned by the Lukashenka regime. In January 2023, RFE/RL opened an office in Vilnius, Lithuania, which—among other things—hosts its journalists exiled from Belarus.

On digital platforms, Svaboda targets active citizens searching for independent information, specifically educated urban professionals, aged 18-40, who are interested in democratic values, news, politics, and Belarusian culture, and are current and potential agents of change. Svaboda is a digital innovator and consistently experiments with new platforms and formats to engage online audiences. In FY 2022, the Service received about 172,000 average weekly website visits and 5.1 million weekly video views across digital platforms.

Major Programs:

- **Svaboda Premium:** Video analytical discussions and hard-talk interviews with Belarusian and international politicians, activists, and experts on the day's important topics and trends. Five times a week, live and prerecorded. The program primarily appears on YouTube, with excerpts adapted for Facebook and Instagram.
- **Digital forensics & visual investigations:** Exclusive investigations based on satellite images and source data that detail the participation of the Lukashenka regime in Russia's aggression against Ukraine.

- **"History on Liberty" and "The Language Only":** Educational multimedia projects on Belarusian history and language designed for use on YouTube, Facebook, Instagram, and TikTok.

RFE/RL BULGARIAN SERVICE (LANGUAGE: BULGARIAN)

Origin: 2019 (also on air 1950-2004)

FY 2022 Service Actual Spending: \$0.70 million

FY 2022 Service + Program Delivery: \$0.70 million

TV/Video Original Programming: 0.58 hours/week

TV/Video Total Broadcast: 0.58 hours/week

Delivery Method:

TV/Video: OTT/Streaming

Radio/Audio: Streaming

Digital: Website, Social Media, Mobile App

Relaunched in January 2019 after a 15-year hiatus, RFE/RL's Bulgarian Service, known locally as Svobodna Evropa, provides independent news and original analysis to help strengthen a media landscape weakened by the monopolization of ownership and corruption. Since resuming operations, the Service has broken major stories, including exposing corruption, Russian propaganda, and other breaking news. For example, it worked with local media outlets and anti-corruption groups to expose a massive real estate scandal involving ruling party members. Additionally, RFE/RL Bulgarian is the only Western news source that provides original and independent news reporting from Bulgaria. It has been harshly attacked by one far-right political party, which accused RFE/RL of "working to destroy the Bulgarian state." RFE/RL Bulgarian targets educated Bulgarians aged 18 to 54 who are digital news consumers and serve as opinion leaders in their communities. According to a 2021 USAGM-sponsored nationally representative survey of Bulgaria, 12.5% of Bulgarian adults use Svobodna Evropa programming each week. In FY 2022, Svobodna Evropa saw about 263,000 average weekly website visits and around 600,000 weekly video views across social media platforms.

Major Programs:

- **Бюлетин 3 минути ("3 Minutes Newsletter"):** A morning newsletter offered every week day to subscribers via email and the website.
- **Разследвания и анализи ("Investigations and Analyses"):** Offers investigative reports on corruption and politics, both domestic and international.
- **Истории ("Stories"):** Offers personal stories to illustrate a current issue or challenge every week day.
- **Човек на деня ("Human of the Day"):** An article featuring a personal success story every week day.
- **Студио България ("Studio Bulgaria"):** A weekly hard-talk video interview with politicians and experts that streams live on social media and the website.
- **Видео истории ("Video Stories"):** Short video stories produced three times a week by the service for placement on Facebook, YouTube, and the website.

RFE/RL HUNGARIAN SERVICE

Origin: 2020 (also on air 1950–1993)

FY 2022 Service Actual Spending: \$0.87 million

FY 2022 Service + Program Delivery: \$0.87million

Radio/Audio Original Programming: 1.33 hours/week

Radio/Audio Total Broadcast: 1.33 hours/week

Delivery Method:

Radio/Audio: Streaming

Digital: Website, Social Media, Mobile App

RFE/RL relaunched its Hungarian Service (Szabad Európa) in September 2020 as a fully digital news operation. In a polarized political environment in which public service media have otherwise been eliminated, the Service aims to be a source of timely, accurate, unbiased, and non-partisan information for Hungarians. It also seeks to serve as a platform for debate on current issues between opposition and government voices. With a budget of less than one million dollars per year (the equivalent to one day of operational costs for Hungarian government-controlled media), the Service has already emerged as a leader in investigative reporting, particularly on topics of corruption. Its stories are routinely picked up by other media outlets. The Service also covers key social issues of concern to the Hungarian public such as education and healthcare. Finally, the Service emphasizes direct engagement with audiences on issues of personal interest. In FY 2022, the Service attracted 170,000 visits to its website each week and reported over 970,000 weekly video views on average across social media platforms.

Major Programs:

- **Szeflie ("Selfie"):** A weekly podcast featuring a non-celebrity guest talking about personal and professional challenges.
- **Archívum ("Archive"):** A thirty-minute weekly podcast that replays interviews with remarkable Hungarians drawn from the last 70 years of RFE's archives. Episodes include interviews with ethologist Vilmos Csányi, emigre actress Katalin Karády, and the "girl in the red coat" from the 1956 revolution.
- **Sztoriban ("Storytime"):** A weekly podcast that looks behind the scenes of the most important stories broadcast by Szabad Európa. Host Pálma Fazekas talks to the journalists and newsroom experts to share insights and additional information.
- **Egyszerűen ("Saying Simply"):** A bi-weekly video explainer that presents current and trending topics in easily understandable terms as a way to combat fake news on social media platforms.

RFE/RL RADIO TAVISUPLEBA (LANGUAGE: GEORGIAN) EKHO KAVKAZA (LANGUAGE: RUSSIAN)

Origin: 1953

FY 2022 Service Actual Spending: \$2.38 million

FY 2022 Service + Program Delivery: \$2.39 million

TV/Video Original Programming: 3.93 hours/week

TV/Video Total Broadcast: 3.93 hours/week

Radio/Audio Original Programming: 15.17 hours/week

Radio/Audio Total Broadcast: 17.25 hours/week

Delivery Method:

TV/Video: Affiliate, OTT/Streaming

Radio/Audio: Affiliate, Satellite, Streaming

Digital: Website, Social Media, Mobile App

RFE/RL's Georgian Service, Radio Tavisupleba, provides a source of balanced, fact-based, ethical, and audience oriented journalism in

a country characterized by highly politicized media ownership and content production. As a trusted media outlet, Tavisupleba delivers professional reporting on news, current affairs, and cultural issues across multiple platforms. The Service's target audience is interested in politics, engaged in society, and frustrated with Georgia's polarized media market. A 2021 USAGM-sponsored nationally representative survey in Georgia found that 9.8% of Georgian adults rely on Tavisupleba's content each week. In FY 2022, the Service (including Ekho Kavkaza) saw over 607,000 average weekly website visits and 5.90 million weekly video views across digital platforms.

Major Programs:

- **Penovani ("Layers"):** Bimonthly TV documentaries aired by national and regional affiliates that provide alternative views on issues and topics often ignored by Georgian media and/or considered taboo or subject to self-censorship.
- **Journalistic investigations by Giorgi Mgeladze:** A web series of investigative reports picked up by most major national broadcasters that has become one of the most influential and frequently quoted products of Radio Tavisupleba.
- **Humans of Liberty:** A monthly Facebook series focusing on high impact and thought provoking profiles of ordinary people fighting for human rights.
- **Shvili ("Progeny"):** A bimonthly YouTube program that typically features an in-depth profile of millennials and Gen Z about the bridges built (or burned) between generations.
- **Niko VS:** A bimonthly YouTube program featuring in-depth interviews with local musicians.

Ekho Kavkaza

RFE/RL Georgian Service's Russian-language Ekho Kavkaza provides an uncensored alternative to Kremlin-controlled information in the separatist regions of Abkhazia and South Ossetia and serves as a platform for informed and open exchange of information and ideas.

Major Programs:

- **Ekho Kavkaza ("Echo of the Caucasus"):** A daily, one-hour Russian-language radio program and website covering Georgia's breakaway regions of Abkhazia and South Ossetia that provides impartial reporting to overcome mistrust between ethnic groups in these conflict zones.

RFE/RL RADIO EUROPA LIBERA (LANGUAGE: ROMANIAN, RUSSIAN)

Origin: Moldova-1998

FY 2022 Service Actual Spending: \$3.08 million

FY 2022 Service + Program Delivery: \$3.12 million

TV/Video Original Programming: 0.75 hours/week

TV/Video Total Broadcast: 0.75 hours/week

Radio/Audio Original Programming: 10.72 hours/week

Radio/Audio Total Broadcast: 12.72 hours/week

Delivery Method:

TV/Video: Affiliate, OTT/Streaming

Radio/Audio: Affiliate, Satellite, Streaming

Digital: Website, Social Media, Mobile App

RFE/RL's Moldovan Service, Radio Europa Libera, provides credible and impartial news, information, and analysis as well as a forum for debate on major themes related to Moldova, the region, and the world. The only Western international media source with programs designed to serve a Moldovan audience, Radio Europa Libera promotes democratic values, including free speech, tolerance, and

respect for human rights and minorities. Radio Europa Libera strives to reach people across urban and rural Moldova who believe in working to foster a more open and democratic society. Programming includes roundtable discussions, programs on political and social issues in the country, and talk shows across TV, radio, and digital platforms. The Service also offers special reporting to the separatist region of Transdnister (a breakaway territory that is supported by Russia), which is designed to build bridges between peoples living in a divided society. A nationally representative USAGM-sponsored survey conducted in late 2019 in Moldova indicates that 28.7% of Moldovan adults, or about 734,000 people, consume the Service's programming every week. In FY 2022, the Service saw nearly 92,000 average weekly website visits and 2.75 million weekly video views across digital platforms.

Major Programs:

- **Dincolo de Știri ("Beyond the News"):** A podcast featuring journalist Alexandru Canțir and analysts Nicolae Negru and Igor Boțan that explains the significance of and provides context for the major news and events of the week.
- **Laboratorul Social ("Social Laboratory"):** An experimental podcast that focuses on personal and social experiences that are not usually made public.

RFE/RL EUROPA LIBERA (LANGUAGE: ROMANIAN)

Origin: Romania-2019 (also on air 1950-2008)

FY 2022 Service Actual Spending: \$0.65 million

FY 2022 Service + Program Delivery: \$0.68 million

Delivery Method:

Digital: Website, Social Media, Mobile App

After a decade-long closure, RFE/RL's Romanian Service, Europa Libera, relaunched in 2019 on digital platforms to help address declining media independence in Romania and the spread of disinformation. The Service provides audiences with local, regional, and international news, expert analysis, and original features, while serving as a platform for informed discussion and debate. RFE/RL Romanian's digital content targets an audience of young, urban, and educated Romanians (20-40 years old), avid consumers of the internet who are willing to mobilize for positive change in their country. A nationally representative USAGM-sponsored survey conducted in 2021 in Romania indicated that 3.6% of Romanian adults—or about 520,000 people—consume RFE/RL programming on a weekly basis. In FY 2022, the Service saw nearly 243,000 average weekly website visits and almost 1 million weekly video views across digital platforms.

Major Programs:

- **3 minutes:** A daily three-minute short newsletter provides a synthesis of the most important international and Romanian news.
- **Țară în Service ("Country Under Construction"):** A weekly investigative article that provides a long read on a sensitive matter, often involving corruption cases and controversial public acquisition scandals.
- **One to one. Interviuuri, nu conversație ("One-to-one. Interviews, not conversations"):** A weekly hard talk style interview featuring VIPs such as the Ministers of Foreign Affairs and of Defense, the leader of the Social Democrats Party, and the Ukrainian Chargé d'Affaires.
- **10 Întrebări ("10 Questions"):** A weekly interview with experts on topics ranging from inflation, bonds, and bitcoins to green policies and Ukrainian refugees.

RFE/RL NORTH CAUCASUS SERVICE (LANGUAGE: CHECHEN, RUSSIAN)

Origin: 2002

FY 2022 Service Actual Spending: \$0.95 million

FY 2022 Service + Program Delivery: \$0.95 million

Radio/Audio Original Programming: 0.75 hours/week

Radio/Audio Total Broadcast: 0.75 hours/week

Delivery Method:

TV/Video: Affiliate, OTT/Streaming

Digital: Website, Social Media, Mobile App

RFE/RL's North Caucasus Service provides news and information in a violent region where media freedom and journalists remain under threat. RFE/RL, the only international broadcaster to provide objective reporting and analysis to the North Caucasus in Chechen, provides in-depth coverage of human rights abuses by the police and security forces, political and economic disenfranchisement, corruption, social taboos, violent extremism, and the ongoing efforts by Chechnya's current leader to rewrite the last two decades of history. The Service provides an independent and reliable source of information about the situation in Chechnya for the extensive Chechen diaspora, consisting largely of people who left the republic over the last 25-30 years because of instability and war. The North Caucasus Service targets primarily urban, educated 25-45-year-olds who seek balanced and in-depth reporting on both local and national issues to augment the extremely limited news coverage, views, and opinions offered by the official media. The North Caucasus Service also runs a Russian-language community reporting project, Caucasus.Realities, in order to cover all of the regions across the North Caucasus. In FY 2022, the Service saw nearly 173,000 average weekly website visits and almost 5.7 million weekly video views across digital platforms.

Major Programs:

- **Regional News:** A daily video program on breaking events published on the website and social media.
- **Kavkaz Podcast:** A weekly program on the most frequently discussed topics and highlights of the week.
- **Marshonan Podcast:** A weekly Chechen-language podcast on the most important topics in Chechnya and Ingushetia.

RFE/RL RADIO SVOBODA (LANGUAGE: RUSSIAN)

Origin: 1953

FY 2022 Service Actual Spending: \$6.73 million

FY 2022 Service + Program Delivery: \$8.70 million

Radio/Audio Original Programming: 30.87 hours/week

Radio/Audio Total Broadcast: 167.99 hours/week

Delivery Method:

Radio/Audio: Medium Wave, Satellite, Streaming

Digital: Website, Social Media, Mobile App

RFE/RL's Russian Service, Radio Sloboda, delivers professional news and information about Russia and the region. Radio Sloboda has historically been a trusted source of balanced information about political, social, civic, cultural, and human rights issues that are unreported or underreported in Russia. It also provides a forum for discussion and debate on these topics. With this enduring mission, Radio Sloboda focuses on producing a range of integrated multimedia content—audio, video, and social media—that connects target audiences across Russia and enhances the impact of its journalism. Video programming includes talk shows also available as audio and short videos included in multimedia reports. The Service

also runs two community reporting projects: *Siberia.Realities* (Sibreal.org), aimed at residents of the trans-Urals region of Russia, and *North.Realities* (Severreal.org), aimed at northwestern Russia. Both are essential for reporting on local issues facing their target audiences.

The Russian government has targeted RFE/RL Russian, designating it a “foreign agent.” Prior to Russia’s invasion of Ukraine, RFE/RL’s Moscow bureau saw over \$13 million in fines for refusal to comply with punitive foreign-agent strictures. In March 2022, following the invasion and Moscow’s rapidly escalating censorship, the Service suspended its in-country operations. (In March 2023, a Moscow court declared RFE/RL’s Russian entity bankrupt for its refusal to pay the 2022 fines.) In January 2023, RFE/RL opened an office in Riga, Latvia, which hosts—among others—journalists from the Russian Service who were forced out of Russia. The office produces Russian-language content offerings, including investigative journalism and Russian Service signature YouTube news shows. According to results from a nationwide survey commissioned by USAGM in 2022, 10.2% of adults in Russia consume Radio Svoboda content each week. In FY 2022, the Service saw over 3 million average weekly website visits and 27.1 million weekly video views across digital platforms.

Major Programs:

- **Siberia.Realities:** A community reporting project targeting residents of the trans-Urals region of Russia with the aim of addressing Siberian life objectively and comprehensively.
- **North.Realities:** A community reporting project targeting residents of Russia’s vast northwest.
- **Facets of Time:** A live talk show on the most important stories of the week featuring top newsmakers and experts.
- **Signs of Life:** The Service’s short-form documentary series, which focuses on pressing current events within Russian society.
- **Face the Event:** A live talk show about the most important news story of the day.
- **The Committee Men:** An investigative series that revealed corruption scandals linked to Vladimir Putin.
- **Podcast Studio:** Popular podcasts for the Russian-language audio market.

RFE/RL RADIO AZATLIQ
(LANGUAGE: TATAR, BASHKIR, RUSSIAN)

Origin: 1953

FY 2022 Service Actual Spending: \$1.51 million

FY 2022 Service + Program Delivery: \$1.51 million

Radio/Audio Original Programming: 1 hour/week

Radio/Audio Total Broadcast: 1 hour/week

Delivery Method:

Radio/Audio: Streaming

Digital: Website, Social Media, Mobile App

The only major international news provider in the Tatar and Bashkir languages, Radio Azatliq covers religious, sectarian, ethnic, cultural, historical, and identity issues in an environment heavily dominated by Russian media. Azatliq reports primarily in the Tatar language, which is vital to a region in the midst of a new wave of Kremlin-launched Russification. The Service also provides a platform for open discussion of issues such as identity and the peaceful coexistence of various ethnic and religious communities, topics essential to the development and nourishment of civil society and democratic institutions in the region.

Radio Azatliq aims to serve as a conduit between Tatar communities in Russia, Crimea, and the world. Using its website as its primary delivery platform, Azatliq targets people living in Tatarstan and Bashkortostan as well as in neighboring areas. Radio Azatliq content also serves as a resource for teaching the Tatar language to students owing to its modern use of the language, topical stories, and the combination of audio and video versions of reports. Azatliq also runs a Russian-language community reporting project, *Idel.Realities*, to cover the Volga-Ural regions.

Since the start of Russia’s war against Ukraine, the Service has focused extensively on the war’s impact on Russia’s minorities and maintains a list of the Russian war dead from the region that its journalists can verify based on their reporting and open sources. In FY 2022, the Service saw over 103,000 average weekly website visits and nearly 504,000 weekly video views across digital platforms.

Major Programs:

- **Idel.Realities:** A regional reporting project targeting the wider Volga-Ural region of the Russian Federation that publishes content in Russian. The project also launched a series of investigations on Chinese expansion in the Volga region.
- **Әйде! (“Online”):** A project dedicated to helping audiences learn Tatar online and designed to attract young audiences to preserve a minority language and culture.

RFE/RL RADIO SVOBODA
(LANGUAGE: UKRAINIAN, CRIMEAN TATAR, RUSSIAN)

Origin: 1954

FY 2022 Service Actual Spending: \$5 million

FY 2022 Service + Program Delivery: \$5.03 million

TV/Video Original Programming: 5.92 hours/week

TV/Video Total Broadcast: 16.59 hours/week

Radio/Audio Original Programming: 10.58 hours/week

Radio/Audio Total Broadcast: 16.58 hours/week

Delivery Method:

TV/Video: Affiliate, OTT/Streaming

Radio/Audio: Affiliate, Medium Wave, Satellite, Streaming

Digital: Website, Social Media, Mobile App

RFE/RL’s Ukrainian Service, Radio Svoboda, strives to help Ukrainians define the country’s path toward a more mature democracy by enabling them to learn from one another, understand the range of different cultures and outlooks within Ukraine, and integrate more constructively into European organizations and structures. Following Russia’s invasion in February 2022, RFE/RL had to suspend its operations in the Kyiv bureau, setting up a new base of operations in Lviv and moving the Ukrainian Service staff there. Since then, the Service has partially reopened its Kyiv bureau while maintaining a base in Lviv, where it still produces some of its programming as well as a special reporting series on refugees. RFE/RL remains committed to its audiences in Ukraine and will continue to provide them the necessary information and context to face each day and rebuild their country regardless of the outcome of Russia’s invasion. RFE/RL’s Ukrainian Service continues to counter Russian propaganda through live videos, in-depth reports and analysis, podcasts, photo galleries, maps, infographics, and real-time blogging. Russian-language reporting by *Crimea.Realities* can be accessed on a mirror site and by using a VPN client. Svoboda’s reporting serves Ukraine’s three distinct media markets: the greater territory of Ukraine, Russian-occupied Crimea, and territories in eastern Ukraine controlled by Russia or Russia-backed separatists. This reporting plays an important

role in countering Russian disinformation by providing reliable, objective analysis of current issues and events. In early 2023, it launched special MW transmissions for Russian-occupied territories.

A 2020 USAGM-commissioned nationwide survey showed that 16.9% of Ukrainian adults use Ukrainian-language Svoboda content, and 7.1% in the Russian language, each week, including viewing of Svoboda's reports on local Ukrainian TV channels. In FY 2022, the Service saw about 2.9 million average weekly website visits and 31.8 million weekly video views across digital platforms.

Major Programs:

- **Svoboda Live:** A nightly live analytical program on YouTube, featuring deep-dive coverage of the most discussed news, with exclusive interviews, debates, and a wide spectrum of essential information of the day.
- **Crimea.Realities:** Targets audiences in Russian-occupied Crimea on video, radio, and digital. The Russian government has targeted Crimea.Realities itself, designating it a "foreign agent."
- **Donbas.Realities:** Targets audiences living in territories in eastern Ukraine controlled by Russia-backed separatists across video, radio, and digital platforms.
- **Schemes:** An award-winning investigative project that previously provided high-impact reporting on corruption among Ukraine's political elites but pivoted after the start of Russia's invasion to investigating atrocities committed on territories that have been retaken from Russian occupation. The project's efforts have informed official investigations, resulted in high-level dismissals, and promoted greater public accountability in Ukraine. Members of the "Schemes" investigative team have been subjected to assault, doxing, and online threats.

Current Time



CURRENT TIME (LANGUAGE: RUSSIAN, ENGLISH)

Origin: 2014

FY 2022 Service Actual Spending: \$12.95 million

FY 2022 Service + Program Delivery: \$13.84 million

TV/Video Original Programming: 54 hours/week

TV/Video Total Broadcast: 150.67 hours/week

Delivery Method:

TV/Video: Affiliate, Satellite, OTT/Streaming

Digital: Website, Social Media, Mobile App

The Current Time TV and digital network - led by RFE/RL in cooperation with VOA - provides Russian-speakers across Russia, Ukraine, Central Asia, the Caucasus, the Baltics, and Eastern Europe with access to factual, accurate, topical, and trustworthy information. Current Time also serves as a much-needed reality check on disinformation narratives that drive conflict in the region. Current Time aims to depoliticize the Russian media space by serving as a bias-free news source for all Russian-speakers, who are often limited to Kremlin-controlled news and information options even when living far beyond Russia's borders. Current Time places a premium on live news coverage that allows skeptical audiences numbed by disinformation and Kremlin narratives to judge events for themselves.

During the first month of the Russian invasion in Ukraine, Current Time recorded an unprecedented number of over 330 million video views to its Facebook content. The Russian government targeted

Current Time, designating it a "foreign agent" in order to try to discredit its work, and blocked its website following the invasion of Ukraine. Current Time operations became more limited in Russia in March 2022 when RFE/RL suspended the operations of its bureau in Moscow, but Current Time also reports on the country and the region from Prague and RFE/RL's new offices in Riga, Latvia, and Vilnius, Lithuania. RFE/RL's Riga office hosts journalists from Current Time, among others, and will become one of the company's largest reporting hubs, with state-of-the-art facilities.

The team in Riga produces Russian-language content offerings, including investigative journalism and non-news programming for RFE/RL's streaming platform "Votvot." The Vilnius office hosts journalists exiled from Belarus—including those working for Current Time—in the aftermath of Alyaksandr Lukashenka's fraudulent 2020 re-election. There, Current Time creates new video products for Russian-speaking audiences in Belarus as alternatives to Kremlin and other state propaganda. Current Time reporting is available in Russia and Belarus through mirror sites, virtual public networks (VPN), as well as digital platforms that remain accessible, such as YouTube and Telegram.

Current Time continues to feature programming that focuses on compelling human stories of compassion, resilience, and humor—filmed far from the beaten path in undiscovered corners of Russia, Ukraine, and Central Asia. The network's award-winning documentary series annually screens more than 100 titles, providing Russian-speaking audiences with rare access to films barred from mainstream distribution in Russia because of their political content. Current Time is carried by 263 distributors in 22 countries, in addition to global and regional satellites. It is also available on hotel TV platforms in nearly 500 hotels and over 80,000 hotel rooms across the world. According to the most recent USAGM research, 8.5 million adults across the target area use Current Time each week. In FY 2022, the network saw nearly 1.4 million average weekly website visits and 59.2 million weekly video views across digital platforms.

Major Programs:

- **Morning Show:** A weekday morning news program for viewers in all target countries.
- **Newsday:** A weekday half-hour news program featuring the top international and regional stories of the day. With dozens of correspondents in Russia, Ukraine, Belarus, the Baltics, Europe and beyond, Newsday provides accurate and balanced fact-based information, gives voice to all parties, and offers a full range of opinions and insight on contentious issues. "Newsday" strives to stand out from local media options by covering topics that official media in a number of countries frequently seek to bypass.
- **Evening:** Weekday evening news program providing an in-depth look at the most interesting and important news of the day with exclusive interviews and unexpected guests.
- **America:** A daily information program produced by VOA Russian that includes news, analytics, reports about the U.S., Russia, and the countries of the post-Soviet space.
- **Baltiia:** Produced daily live from RFE/RL's Riga reporting hub, featuring an impartial view about events in EU and NATO members Estonia, Latvia, and Lithuania.
- **Asia:** Produced daily live from RFE/RL's Bishkek reporting hub, featuring a review of major events across Central Asia.
- **#InUkraine:** A program that features exceptional people, places, and phenomena that few Ukrainians know about.
- **Unknown Russia:** Hosted by award-winning Russian independent journalist Vadim Kondakov, this documentary series explores

extraordinary places and people in Russia rarely seen on mainstream television.

- **New York, New York:** A Sunday magazine show by VOA Russian about New York city itself and its inhabitants.

CURRENT TIME DIGITAL

RFE/RL houses Current Time's digital arm, Current Time Digital, which is responsible for all Current Time branded digital engagement and original content production for digital platforms. Current Time Digital acts as the vanguard of the Current Time brand, producing social videos, context-rich explainers, long reads, and quick captures of live news coverage provided by Current Time's field crews.

Major Programs:

- **Short videos** designed for social media that tell high-impact stories in the course of a few minutes. Current Time Digital pioneered the use of such videos, which feature explanatory text overlaid on video, for the Russian-language market. Each video is adapted to the best standards of each social media platform.
- **Longer-form video content**, including a popular video blog that shows Russians how basic public services—ranging from public transit to social welfare programs to recycling—operate in Western countries.
- **Explainer videos**, which aim to provide context for major news developments in a way that is accessible and easily understandable to audiences.
- **In-depth digital reporting** via the Current Time website, which includes long-read feature articles, investigative pieces, and interactive content such as timelines and quizzes.

Radio Free Asia (RFA)



RFA CANTONESE SERVICE (LANGUAGE: CANTONESE)

Origin: 1998

FY 2022 Service Actual Spending: \$1.09 million

FY 2022 Service + Program Delivery: \$1.13 million

TV/Video Original Programming: 12 hours/week

TV/Video Total Broadcast: 13 hours/week

Radio/Audio Original Programming: 20 hours/week

Radio/Audio Total Broadcast: 72 hours/week

Delivery Method:

TV/Video: Satellite, OTT/Streaming

Radio/Audio: Shortwave, Satellite, Streaming

Digital: Website, Social Media, Mobile App

RFA's Cantonese Service targets the 70 million native speakers of Cantonese, including those in Hong Kong, where civil society and media independence have collapsed since Beijing's imposition of a new National Security Law in May 2020. Audiences in Hong Kong have increasingly turned to RFA for reliable, independent journalism as authorities have forced local, independent news outlets such as Apple Daily, Hong Kong Daily News, and Stand News to shutter operations. RFA's Cantonese Service provided extensive, often live coverage of Hong Kong from the 2014 Umbrella Revolution and violent resistance to the 2019 extradition law to revived protests against the new security law. RFA cartoonist Rebel Pepper's work has appeared widely in Hong Kong protests and on social media. In FY 2022, RFA reported consistently on the aftermath of these protests, to

include arrests, detentions, and sentencing, bans on free expression, the mass exodus of Hong Kong democracy supporters fleeing repression and authorities' efforts to enforce patriotic curricula. In FY 2022, the Service saw over 118,000 average weekly website visits and 619,365 weekly video views across digital platforms.

Major Programs:

- **News Features:** In addition to political reporting, RFA Cantonese features stories on public health, food safety, and environmental conditions, as well as daily talk shows on current affairs.
- **Podcasts:** Apple Podcasts, Google Podcasts, and Spotify.
- **Social Media:** RFA Cantonese maintains an active social media presence on Facebook, Twitter, YouTube, and Instagram.

RFA KOREAN SERVICE (LANGUAGE: KOREAN)

Origin: 1997

FY 2022 Service Actual Spending: \$2.59 million

FY 2022 Service + Program Delivery: \$4.28 million

TV/Video Original Programming: 2 hours/week

TV/Video Total Broadcast: 2 hours/week

Radio/Audio Original Programming: 24 hours/week

Radio/Audio Total Broadcast: 66 hours/week

Delivery Method:

TV/Video: OTT/Streaming

Radio/Audio: Shortwave, Medium Wave, Satellite, Streaming

Digital: Website, Social Media, Mobile App

RFA's Korean Service, a leader among broadcasts to North Korea, provides uncensored news and commentary to one of the world's most closed societies. RFA's unique network of in-country sources and its use of North Korean reporters provides access to DPRK citizens, breaking exclusive stories from deep inside this isolated country. More than 20 North Korean defectors contribute to RFA's Korean programming, offering a platform for their personal perspectives and experiences of the free world, while helping to ensure accuracy and credibility. RFA's Korean video programs counter pervasive false narratives from Pyongyang. The Service's exclusives are widely cited by top international media as well as by the South Korean press, including news stories revealing North Korea's crumbling healthcare system, violations of international nuclear-and missile-related sanctions, expansion of its notorious political prison camps, and high-level defections. North Korean officials have called out RFA, accusing the United States of engaging in "psychological warfare" through its support of the network. In FY 2022, the Service saw about 22,000 average weekly website visits and almost 8,500 weekly video views across digital platforms.

Major Programs:

- **RFA's Shortwave/Mediumwave Radio Programs:** These programs break news from inside North Korea and offer defector perspectives.
- **RFA Korean's YouTube:** Offers modern, reality-TV-style programs focused on the lives of North Korean defectors in South Korea, special events coverage, and newsmaker profiles. While not available in North Korea, RFA YouTube still reaches North Koreans via alternative channels such as NGO digital distribution systems.
- **Podcasts:** Apple Podcasts, Google Podcasts, and Spotify.
- **Special Projects:** Multimedia special reports, political cartoons, and e-books.

RFA MANDARIN SERVICE AND GLOBAL MANDARIN (LANGUAGE: MANDARIN)

Origin: 1996

FY 2022 Service Actual Spending: \$6.18 million

FY 2022 Service + Program Delivery: \$7.03 million

TV/Video Original Programming: 4 hours/week

TV/Video Total Broadcast: 18 hours/week

Radio/Audio Original Programming: 25 hours/week

Radio/Audio Total Broadcast: 168 hours/week

Delivery Method:

TV/Video: Satellite, OTT/Streaming

Radio/Audio: Shortwave, Medium Wave, Satellite, Streaming

Digital: Website, Social Media, Mobile App

RFA's Mandarin Service breaks sensitive political news stories, giving voice to the voiceless inside the People's Republic. From investigating Chinese Communist Party corruption, abuses, and human rights violations, to presenting analysis of otherwise-banned news, RFA's Mandarin Service delivers uncensored information about China around the clock via radio, television, and digital platforms. RFA serves as a model of free press while countering aggressive CCP disinformation campaigns both in China and globally. In-depth programming covers rapid socioeconomic change, environmental degradation, land grabs, public health, corruption, and labor. RFA offers in-depth features covering religious and ethnic minorities, as well as Chinese historical events censored or ignored by the CCP.

Launched in late FY 2020 to reach young Chinese around the world, RFA's online 歪脑 | WHYNOT brand generated conversations inside and outside China's internet firewall with fresh content and perspectives otherwise unavailable in Chinese-language media. In 2022, RFA Mandarin was awarded a National Murrow Award by the Radio Television Digital News Association for a video series examining the impact of China's financial market on its citizens. In early May, RFA also earned two top prizes at the 25th annual Hong Kong-based Human Rights Free Press Awards—one for an RFA Mandarin audio series on tensions between the Vatican and Beijing over the appointment of Chinese bishops; one for a 歪脑 | WHYNOT commentary "The truth isn't dead: You just don't believe it anymore."

In FY 2022, the Service saw over 382,000 average weekly website visits and 185,260 weekly video views across digital platforms, a notable accomplishment given the challenge of reporting domestic news to a closed market.

Major Programs:

- **Asia-Pacific Report:** RFA Mandarin's flagship daily radio news.
- **歪脑 | WHYNOT:** Web stories, online videos, and social media focused on explainers, features, and short news topics.
- **Podcasts:** Apple Podcasts, Google Podcasts, and Spotify.
- **Social Media:** Facebook, Twitter, YouTube, and Instagram. Content also shared on China's censored social media giant, WeChat.

RFA TIBETAN SERVICE (LANGUAGE: TIBETAN)

Origin: 1996

FY 2022 Service Actual Spending: \$4.44 million

FY 2022 Service + Program Delivery: \$5.49 million

TV/Video Original Programming: 4 hours/week

TV/Video Total Broadcast: 32 hours/week

Radio/Audio Original Programming: 29 hours/week

Radio/Audio Total Broadcast: 168 hours/week

Delivery Method:

TV/Video: Satellite, OTT/Streaming

Radio/Audio: Shortwave, Satellite, Streaming

Digital: Website, Social Media, Mobile App

RFA's Tibetan Service provides news in three major Tibetan dialects, aimed primarily at Tibetans living under Chinese rule. An authoritative source of uncensored news about Tibet, the Service covers traditional culture and religion, dissent, human rights abuses, and environmental activism. Beijing has moved aggressively to destroy Tibetan Buddhist Centers—expelling monks and nuns and destroying their buildings. RFA provides coverage of these abuses as well as the activities of the religion's spiritual leader, the exiled Dalai Lama. RFA's Tibetan Service also has documented attempts to remove Tibetan language from education and media, as China moves to assimilate this minority population. RFA offers programming that helps preserve Tibetan history, language, and culture, while also providing a neutral forum for inter-ethnic exchange. The Service plays a critical role in countering Chinese propaganda that attempts to downplay the unrest and strife surrounding Tibetan issues. With contacts in all parts of Tibet, RFA is able to break stories from Lhasa to remote Tibetan villages, not only for Tibetan audiences inside Tibet and in the diaspora regions of Nepal and India, but also for the world. In FY 2022, the Service saw nearly 25,000 average weekly website visits and about 395,000 weekly video views across digital platforms.

Major Programs:

- **Tibetan Daily:** Morning and evening news radio programs that feature talk shows, Dalai Lama lectures, commentaries by writer/poet Tsering Woeser, and weekly features on women's and health issues and events in Hong Kong, Taiwan, and South Asia.
- **Satellite and Online Television Newscasts:** Available in three dialects.
- **Podcasts:** Apple Podcasts, Google Podcasts, and Spotify.
- **Social Media:** Facebook, Twitter, YouTube, and Instagram.

RFA UYGHUR SERVICE (LANGUAGE: UYGHUR)

Origin: 1998

FY 2022 Service Actual Spending: \$1.91 million

FY 2022 Service + Program Delivery: \$2.21 million

TV/Video Original Programming: 1 hour/week

TV/Video Total Broadcast: 7 hours/week

Radio/Audio Original Programming: 14 hours/week

Radio/Audio Total Broadcast: 98 hours/week

Delivery Method:

TV/Video: Satellite, OTT/Streaming

Radio/Audio: Shortwave, Satellite, Streaming

Digital: Website, Social Media, Mobile App

RFA's Uyghur Service is the only major source of uncensored local and international news in the Uyghur language inside China's Xinjiang Uyghur Autonomous Region (XUAR). A forum for Uyghurs worldwide to share their experiences and engage with the global community, the Service reports on Uyghur history, language, and culture and provides a medium for inter-ethnic understanding to foster stability and regional security.

The Service features breaking news on Uyghur dissent, crackdowns, detentions, and human rights abuses, including Beijing's deadly ongoing "strike hard" anti-terror campaign. RFA was among the first to break the news of the extrajudicial internment of over one million Uyghurs and other Muslims in "re-education" camps across Xinjiang, as well as of the events that followed, including detainee transfers to Chinese factories for forced labor amid the COVID-19 pandemic. RFA's Uyghur Service also produced exclusive radio and television interviews with internment camp survivors and broadcast reports confirming China's attack on Uyghur-language, culture, religion, traditions, customs, and values. After an apartment fire in the city of Urumqi in Xinjiang sparked unprecedented countrywide protests over the government's zero-COVID policies, the Uyghur Service was the first media to confirm that the victims of the blaze were all Uyghur.

Chinese authorities have retaliated, detaining many of the Service's U.S.-based reporters' family members still inside the XUAR. Nevertheless, the Service's award-winning work continues, proving instrumental in a range of international and U.S. measures to hold China accountable, including the bipartisan U.S. Congress of the 2020 Uyghur Human Rights Policy Act. In FY 2022, the Service saw nearly 14,000 average weekly website visits and almost 18,000 weekly video views across digital platforms.

Major Programs:

- **Radio:** Daily news, news analysis, and features on women, health, environment, human rights, exile communities, culture, and history.
- **Podcasts:** Apple Podcasts, Google Podcasts, and Spotify.
- **Social Media:** Facebook, Twitter, YouTube, and Instagram.
- **Video:** Weekly opinion talk show and additional features.

RFA Southeast Asia

RFA BURMESE SERVICE (LANGUAGE: BURMESE)

Origin: 1997

FY 2022 Service Actual Spending: \$2.21 million

FY 2022 Service + Program Delivery: \$2.46 million

TV/Video Original Programming: 8 hours/week

TV/Video Total Broadcast: 77 hours/week

Radio/Audio Original Programming: 8 hours/week

Radio/Audio Total Broadcast: 92 hours/week

Delivery Method:

TV/Video: OTT/Streaming

Radio/Audio: Affiliate, Shortwave, Streaming

Digital: Website, Social Media, Mobile App

RFA's Burmese Service has long played a critical role reporting political, security and social issues that domestic media in Burma (Myanmar) avoid. RFA's role became increasingly important since the February 1, 2021, coup, after which the military outlawed domestic independent news media that had emerged during a decade of democratic reforms. Journalists are now extremely vulnerable to arrest, prosecution under draconian national security laws, and violence at the hands of security forces.

Even allowing for these constraints, RFA is still able to tackle sensitive news, including abusive conduct by the military in all corners of the country. In FY 2022, RFA reported extensively on the plight of ethnic minorities, including Rohingya Muslims forced to flee to neighboring Bangladesh, the sexual violence committed by junta soldiers, the brutal killings of civilians and the burning of villages across the country. The Service provides news bulletins in seven ethnic minority languages, with Burmese subtitles, that are incorporated into its daily programming.

A December 2020 poll, shortly before the coup, found that RFA reaches 12.9% of the population on a weekly basis, up from 6.2% in 2018. Despite the military junta's aggressive crackdown on independent media and tightening restrictions on internet access, demand for RFA content has risen sharply since the February coup and has attracted massive audiences. The Service's Facebook following grew by about 25% to 12.6 million, adding over half a million followers alone in the first week after the coup. In FY 2022, the Service saw over 1.9 million average weekly website visits and nearly 10.6 million weekly video views across all digital platforms.

Major Programs:

- **Radio/Video:** Two daily 30-minute news bulletins on shortwave radio, also streamed online with full video.
- **Podcasts:** Apple Podcasts, Google Podcasts, and Spotify.
- **Social Media:** Active on Facebook, YouTube, Twitter, and Instagram.
- **Satellite TV:** RFA and VOA Burmese programming to be aired on satellite channel with Burma-only content beginning in June 2023.
- **RFA Talk:** A talk show on the top issues of the week.
- **RFA Ethnic Program:** A weekly round-up of news in seven minority languages.

RFA KHMER SERVICE (LANGUAGE: KHMER)

Origin: 1997

FY 2022 Service Actual Spending: \$1.88 million

FY 2022 Service + Program Delivery: \$1.97 million

TV/Video Original Programming: 6 hours/week

TV/Video Total Broadcast: 17 hours/week

Radio/Audio Original Programming: 6 hours/week

Radio/Audio Total Broadcast: 55 hours/week

Delivery Method:

TV/Video: OTT/Streaming

Radio/Audio: Shortwave, Satellite, Streaming

Digital: Website, Social Media, Mobile App

RFA's Khmer Service acts as a watchdog for ordinary Cambodians, holding to account a government and local authorities who act with impunity. Hun Sen, Cambodia's longtime prime minister, has smothered critical voices in the domestic news media. As a consequence, Cambodians rely increasingly on RFA for dependable information and balanced political coverage that includes views from the main opposition party, which has been outlawed by the government. RFA has managed to sustain this watchdog role and even increase its social media following despite the forced closure of its Phnom Penh bureau in 2017. RFA's Khmer programming includes popular call-in shows and regular features on international affairs, women's issues, agriculture, religion, health, and technology. RFA covers land grabs, illegal logging, corruption, labor disputes, and persecution of human rights defenders and the political opposition. Using public records, RFA's Khmer Service has also conducted a series of detailed investigations into the overseas properties of elite Cambodians. In FY 2022, the Service saw over 110,000 average weekly website visits and nearly 3.6 million weekly video views across digital platforms.

Major Programs:

- **Radio:** Two daily, hour-long "hot" news broadcasts on shortwave, seven days a week; the main evening show is broadcast live and streamed online with full video.
- **Podcasts:** Apple Podcasts, Google Podcasts, and Spotify.
- **Roundtable:** Features topics such as religion, ethnic Cambodians living in Vietnam, health, women's issues, and youth trends.
- **Social Media:** Engages directly with large followings on Facebook and YouTube, and a nascent Twitter following.

RFA LAO SERVICE (LANGUAGE: LAO)

Origin: 1997

FY 2022 Service Actual Spending: \$1.39 million

FY 2022 Service + Program Delivery: \$1.45 million

Radio/Audio Original Programming: 5 hours/week

Radio/Audio Total Broadcast: 53 hours/week

Delivery Method:

TV/Video: OTT/Streaming

Radio/Audio: Affiliate, Shortwave, Satellite, Streaming

Digital: Website, Social Media, Mobile App

RFA's Lao Service covers issues and events otherwise censored by the state-controlled domestic media. Widely viewed as one of the few credible international news outlets serving Laos, the Service digs below the surface to expose this one-party state's actions. For example, the Service has reported exhaustively on the massive impact of Chinese investment that is transforming Laos, such as the construction of a high-speed China-Lao railway that has

displaced thousands of families with inadequate compensation. Other investigative stories have covered the health impacts of heavy pesticide use on banana plantations and other agro-industrial projects, and pollution from unregulated Chinese industrial projects. RFA also focuses on major hydropower projects on the Mekong River and its tributaries, which cause displacement and threaten long-term damage for farming and fishing communities. A Thailand-based videographer files regular reports on the environmental issues and the plight of Lao migrants along the Mekong River.

Because RFA's Lao Service bases much of its reporting on tips from concerned citizens, it has increased production of standalone social video reports based on user-generated content. In FY 2022, the Service saw almost 81,000 average weekly website visits and nearly 790,000 weekly video views across digital platforms.

Major Programs:

- **Radio:** A daily 30-minute radio broadcast on shortwave and streamed online. Includes weekly features on women and children, overseas Lao, a listeners' corner, and a weekend talk show.
- **Podcasts:** Apple Podcasts, Google Podcasts, and Spotify.
- **Social Media:** Active on Facebook, YouTube, Twitter.

RFA VIETNAMESE SERVICE (LANGUAGE: VIETNAMESE)

Origin: 1997

FY 2022 Service Actual Spending: \$1.43 million

FY 2022 Service + Program Delivery: \$1.43 million

TV/Video Original Programming: 3 hours/week

TV/Video Total Broadcast: 4 hours/week

Radio/Audio Original Programming: 4 hours/week

Radio/Audio Total Broadcast: 10 hours/week

Delivery Method:

TV/Video: OTT/Streaming

Radio/Audio: Satellite, Streaming

Digital: Website, Social Media, Mobile App

RFA's Vietnamese Service provides uncensored news on domestic issues and serves as an outlet for independent, online commentary in a country whose government suppresses political dissent through intimidation and detention. RFA reporting focuses on the plight of dissidents and people arrested for exercising the right to free expression. Other areas of coverage include land grabs, suppression of religious freedom, and Vietnam's disputes with China over competing territorial claims in the South China Sea. The government is fiercely critical of RFA coverage, which it frequently denounces in state media, and four RFA contributors are currently imprisoned in Vietnam—Nguyen Tuong Thuy, Truong Duy Nhat, Nguyen Van Hoa, and Nguyen Lan Thang.

Because of the government's concerted effort to jam RFA's shortwave signal, the Service has reconfigured its approach to focus purely on online content. The Vietnamese government has also leaned on Facebook to censor RFA content inside the country, citing local law, and Facebook has complied in a number of cases. But RFA's Vietnamese Service remains a trailblazer in social media use and in customizing content to reach smartphone users. Video content ranges from infographics dissecting historical events, to viral news videos that can generate millions of views. In FY 2022, the Service saw nearly 180,000 average weekly website visits and about 9.1 million weekly video views across digital platforms.

Major Programs:

- **Radio:** A daily 30-minute audio news bulletin.
- **Podcasts:** Apple Podcasts, Google Podcasts, and Spotify.
- **Webcasts:** One daily, short video news bulletin and one longer-form bulletin, including a daily feature, using content from inside Vietnam and complemented by talk show and interviews segments.
- **Social Media:** Facebook, YouTube, Twitter, and Instagram. An active news feed and mobile-friendly videos are uploaded daily

Middle East Broadcasting Networks (MBN)

MIDDLE EAST
BROADCASTING
NETWORKS, INC.

MBN

ALHURRA TV, ALHURRA-IRAQ (LANGUAGE: ARABIC)

Origin: 2004

FY 2022 Service Actual Spending: \$23.89 million

FY 2022 Service + Program Delivery: \$28.35 million

TV/Video Original Programming: 255 hours/week

TV/Video Total Broadcast: 336 hours/week

Delivery Method:

TV/Video: Satellite, OTT/Streaming, Affiliate, USAGM-Owned Terrestrial (Iraq)

Digital: Website, Social Media, Mobile App

ALHURRA

Alhurra is a 24/7 Arabic-language pan-Arab television network that provides news and programs to nearly 20 million viewers each week in 22 countries across the Middle East and North Africa. Alhurra.com provides original reporting and videos that cover the latest news to audiences across the Middle East and North Africa as well as reporting on human rights and personal freedoms. The network, and all MBN properties, use a digital first strategy that prioritizes the digital channels and platforms. Media content is produced for a digital audience, then adapted for linear TV.

Major Programs:

- **Alhurra Investigates:** A weekly no-holds barred show that highlights and encapsulates the best of original, Alhurra investigative reports produced by Alhurra's new investigative news unit.
- **Debatable:** A weekly show in which the renowned thinker Ibrahim Essa promotes critical thinking while analyzing radical Islamic ideas and raises questions on how these ideas are dictating lives and limiting essential freedom.
- **The Decision Capital:** A weekly debate program that explores American foreign policy with insiders who shape and influence the policies.
- **Inside Washington:** A weekly American current affairs program that addresses political and social issues by interviewing U.S. politicians, intellectuals, and policy makers.
- **Between Two Niles:** A weekly show that highlights the top news events from Sudan, offers discussion and analysis of their political, economic, security and social implications, and explores international reactions, including the USG stance on issues such as Sudan's transition to democracy and the role of the military.

- **The Talk Is Syrian:** A weekly show that analyzes recent developments in the political and humanitarian situations in Syria.
- **Lebanese Scenes:** A weekly program that explores Lebanon's current political, economic, and social issues.
- **Gulf Talk:** A weekly talk show that examines the most important political, social, and educational issues facing the Gulf. The program tackles controversial topics, going beyond the headlines to discuss impacts on the Gulf region.
- **\$2 (Two Dollars):** A weekly look at what it is like to live on two dollars a day. Traveling across the region, \$2 focuses on the policies that led to impoverishment (considered a potential source of extremism) as well as the efforts being made to improve the lives of those most affected.
- **Al Yawm ("Today"):** A daily two-hour morning program that provides viewers a window to the world through its coverage of the latest news from the Middle East, the United States, and the world and topics such as health, entertainment, sports, technology, social, and cultural issues. The program includes interviews with everyone from politicians to athletes to leaders in business and the arts.
- **Together:** A weekly program that attempts to tear down stereotypes about women. Each week, it features one woman based in the Middle East/North Africa region or the U.S., who has made extraordinary achievements in her life, focusing on how she got there and the people that supported her during her journey.
- **Alhurra Tonight:** An in-depth look at the main stories of the day with expert commentary and analysis.
- **From the Capital:** An hour-long newscast hosted weekdays from studios outside of Washington, D.C. that focuses on the latest news about and from the United States and the impact it has on the MENA region.
- **North Africa News:** A daily hour-long newscast that focuses on the news from North Africa region, as well as updates on major stories around the world.
- **Alhurra Now:** Periodic newscasts throughout the morning that provide accurate, objective, and comprehensive reports from the Middle East, the United States, and around the world.
- **Alhurra Today:** Extensive newscasts during the day, providing the latest news from the Middle East, the United States, and around the world.

ALHURRA-IRAQ

Alhurra-Iraq is a 24/7 Arabic-language television network that reaches 49% of Iraqi adults each week. It hosts a number of pan-Arab newscasts and informational shows, as well as newscasts and programs that concentrate on issues important to Iraqi viewers. Broadcasting via satellite, the network offers a mix of current affairs and political news programs, while giving the United States a voice amid the anti-U.S. rhetoric found on other Iraqi channels.

Major Programs:

- **Iraq Today:** Two daily newscasts on events happening in Iraq.
- **Iraq This Evening:** An hour-long newscast focusing on Iraq's stories of the day.
- **In Iraqi:** A weekday discussion program that focuses on important issues facing Iraqis, hosting politicians and subject matter experts who provide analysis and context.

- **Youth Talk:** A weekly program targeted at young people that discusses challenges and solutions, highlighting their achievements and aspirations. The program also provides a platform (via social media) for young Iraqis to exchange views on politics, culture, technology, and social issues.
- **From Erbil:** A weekly program that reports from the streets of Kurdistan, focusing on the plurality of Iraq and discussing topics of general importance. It also covers issues that affect people living in the provinces such as human and minority rights, violence against women, unemployment, and problems in the agriculture and tourism sectors.

RADIO SAWA (LANGUAGE: ARABIC)

Origin: 2002

FY 2022 Service Actual Spending: \$5.18 million

FY 2022 Service + Program Delivery: \$10.86 million

Radio/Audio Original Programming: 244 hours/week

Radio/Audio Total Broadcast: 476 hours/week

Delivery Method:

Radio/Audio: Medium Wave, USAGM-leased FM, Streaming

Digital: Website, Social Media, Mobile App

SAWA SUDAN

Sawa Sudan is a joint MBN/VOA venture targeting Sudan. The radio network broadcasts Sawa's Arabic-language news and information, with programs dedicated to Sudanese people and the challenges they are facing for 20 hours per day. Four hours a day are dedicated to VOA's English-language programs for Sudan.

Major Programs:

- **Reporters' Tour:** A recap of the latest news from Sudan, the U.S., and the world with MBN's correspondents across the globe. New episodes air four times a day for 30 minutes.
- **Sudanese Scene:** An hour-long weekly program that features interviews with decision-makers discussing political, economic, security, and social issues facing the country.
- **Her:** An hour-long twice a week program that addresses issues of concern to women, offering stories of empowerment.
- **My Right:** An hour-long twice weekly program that focuses on human rights issues in Iraq, Sudan, and the Levant region, including freedom of religion, freedom of speech, and minority rights.
- **Here is America:** A twice-weekly magazine show that provides an analysis of a vital news story occurring in the U.S. and offers a feature on a technological, educational, or social aspects of life in America.
- **Innovations:** A 30-minute weekly program that profiles the latest scientific discoveries and technological advances from the U.S.
- **Sawa Chat:** An hour-long weekly program for youth in the region focusing on the issues that young people in Sudan, the Levant, and Iraq care about the most.

SAWA IRAQ

Sawa Iraq radio is a 24/7 news and information broadcast stream that targets Iraq. Sawa Iraq's extensive programming provides local, national, and international news and information, incorporating audio versions of key programs from Alhurra Iraq Television. Sawa Iraq has a weekly reach of more than 28.6% of all Iraqi adults—nearly 4.9 million people.

Major Programs:

- **Reporters' Tour:** A recap of the latest news from the Levant, the U.S., and the world with MBN's correspondents across the globe. New episodes air four times a day for 30 minutes.
- **Her:** An hour-long twice a week program that addresses issues of concern to women, offering stories of empowerment.
- **My Right:** An hour-long twice a week program that focuses on human rights issues in Iraq, Sudan, and the Levant region, including freedom of religion, freedom of speech, and minority rights.
- **Here is America:** A twice-weekly magazine show that provides analysis of a vital news story occurring in the U.S. and features a technological, educational, or social aspect of life in America.
- **Innovations:** A 30-minute weekly program that profiles the latest scientific discoveries and technological advances from the U.S.
- **Sawa Chat:** An hour-long weekly program for youth in the region focusing on the issues that young people in Sudan, the Levant, and Iraq care about the most.

EXCLUSIVELY DIGITAL PLATFORMS AND PODCASTS

Online, in FY 2022, all MBN entities saw 3.5 million average visits to their websites and over 33 million average weekly video views across digital platforms.

Major Programs:

- **Raise Your Voice:** A digital platform that amplifies the voices of those living in areas of conflict and persistent social injustice. Raise Your Voice advocates for human rights, celebrates small victories, and counters extremism of all types. The Raise Your Voice digital platforms include a website (Irfaasawtak.com), Twitter, Facebook, and Instagram accounts.
- **Maghreb Voices:** An online platform with a website and corresponding social media properties dedicated to providing social, political, and cultural content to the people of the Maghreb region in North Africa. Maghreb Voices targets nearly 100 million people in the region, focusing on issues such as countering ISIS, corruption, human trafficking and slavery, and the promotion of gender, minority, and migrant rights. The website also covers the news of the Maghreb community in the United States and Europe. Maghreb Voices facilitates a 24/7 dynamic conversation that enables all platform users to share their ideas, issues, and concerns openly and freely on topics related to their past, present, and future.
- **El Saha:** A digital, video-centric initiative that features inspiring stories from Egyptian daily life that reflect the fostering of civil liberties and women's rights, and the corresponding rejection of extremist ideology. The content produced aims at promoting dialogue among users, encouraging them to express their ideas, thoughts, and aspirations freely. The digital platform has been recognized by several awards.
- **Did It Really Happen?:** A program across all of MBN's digital platforms that debunks fake news and combats disinformation. Each week, the digital program highlights stories that are false or being misrepresented on Arabic social media platforms. Although the program addresses all areas of disinformation, it will focus primarily on rumors and misleading information about U.S. foreign policy, society, and culture.
- **American Highlights:** A weekly podcast that looks into America, its culture, and people. Each Thursday a new episode interviews

people from across the country who can illuminate America's history and how it impacts contemporary issues facing the U.S.

- **Chapters:** A weekly podcast featuring stories of extraordinary individuals who have overcome social, political, and/or economic challenges in the Middle East and North Africa. It is both a highlight of struggles, and a message of hope in a region that has gone through many wars and upheavals.
- **Angles:** A daily podcast that delves into one news event per day to help listeners make sense of the world around them. Featuring expert guests as well as those impacted by the events, the podcast investigates the roots of a story and how it developed to provide listeners with multiple perspectives.
- **Innovations:** A weekly podcast that explores U.S. medical, technological, and scientific advancements by the U.S.
- **Mirrors:** A weekly podcast that raises awareness about mental health issues that aims to move past the stigma to make mental health a topic that can be discussed openly and without judgment. "Mirrors" combines personal experiences with scientific research and comments from subject matter experts.
- **More than a Game:** A weekly podcast that goes beyond the latest sport scores to reveal the stories behind them. Listeners get immersed in the dramatic retelling of stories that shaped the sports world and learn how sports impact all areas of society, culture and even politics.





View & Download
ACPD Reports Online

